

## Featured Products ...



**Slim Contour Unit Cooler**  
See page 14



**Low Profile Unit Cooler**  
See page 18



**½ - 6 HP Condensing Units with  
Micro-channel Coils & VSEC  
Condenser Fan Motors**  
See page 113



**12 - 40 HP Vertical Air Discharge  
Condensing Units**  
See page 142



**11 - 264 Ton Air-cooled Condensers**  
See page 201



**Direct Drive Fluid Coolers - FN Models**  
See page 221



**Lead Lag Temperature Controller**  
See page 242



**Condensing Units with Screw  
Compressors**  
See page 244



**Air-cooled Package Chillers for  
Process Cooling**  
See page 243

## Quick Section Listing

### Unit Coolers

**1** Reach-In Unit Coolers

**11** Step-In Unit Coolers

**14** Walk-In Unit Coolers

**71** Refrigerated Warehouse Unit Coolers

**90** Glycol Unit Coolers

**104** CO2 Unit Coolers

Section 1

### Compressorized Products

**113** Air-Cooled Condensing Units

**174** Water-Cooled Condensing Units

**185** Remote Compressor Units

**191** PRO3 Packaged Refrigeration Systems

Section 2

### Condensers & Fluid Coolers

**197** Air-Cooled Condensers

**221** Fluid Coolers

Section 3

### More Products & Services

**238** Refrigeration Controls & Technology

**243** Other Products & Services

Section 4

### Resources & Information

**252** Terms of Sale & Product Warranty

Section 5

## Section I: Reach-In Unit Coolers

<b>Thin Profile Air Defrost</b> .....	<b>1</b>
<b>Thin Profile Electric Defrost</b> .....	<b>2</b>
<b>C Profile</b> .....	<b>3</b>
<b>V Profile</b> .....	<b>4</b>
<b>Back Bar</b> .....	<b>5</b>
<b>Mullion</b> .....	<b>6</b>
<b>Reverse Mullion</b> .....	<b>7</b>
<b>Twin Flow</b> .....	<b>8</b>
<b>Dual Air</b> .....	<b>9</b>
<b>Shipped-Loose Accessories</b> .....	<b>Shipped 10</b>

## Section II: Step-In Unit Coolers

<b>Extended Thin Profile</b> .....	<b>11</b>
Models & Options Pricing .....	12
Shipped-Loose Accessories .....	13

## Section III: Walk-In Unit Coolers

<b>Slim Contour</b> .....	<b>14</b>
Discontinued.....	15
Discontinued.....	15
Discontinued.....	16
Discontinued.....	17
<b>Low Profile</b> .....	<b>18</b>
Mounted Components Models .....	19
Air Defrost Models & Options .....	20
Electric Defrost Models & Options .....	23
Hot Gas Defrost Models & Options .....	27
Hot Gas Reverse Cycle Kits.....	31
Hot Gas 3-Pipe Kits.....	32
Shipped-Loose Accessories .....	33
<b>Low Flow</b> .....	<b>34</b>
Air Defrost Models & Options .....	35
Electric Defrost Models & Options .....	37
Hot Gas Defrost Models & Options .....	38
Shipped-Loose Accessories .....	40
<b>Low Velocity Center Mount</b> .....	<b>41</b>
Air Defrost Models & Options .....	42
Electric Defrost Models & Options .....	44
Hot Gas Defrost Models & Options .....	45
Shipped-Loose Accessories .....	46
<b>Center Mount</b> .....	<b>47</b>
Air Defrost Models & Options .....	48
Electric Defrost Models & Options .....	50
Shipped-Loose Accessories .....	51
<b>Medium Profile</b> .....	<b>52</b>
Air Defrost Models & Options .....	53
Electric Defrost Models & Options .....	57
Hot Gas Defrost Models & Options .....	64
Hot Gas Reverse Cycle Kits.....	69
Shipped-Loose Accessories .....	70

## Section IV: Refrigerated Warehouse Unit Coolers

<b>Large Unit Coolers</b> .....	<b>71</b>
Air Defrost Models & Options .....	72
Electric Defrost Models & Options .....	75
Hot Gas Defrost Models & Options .....	81
Hot Gas Reverse Cycle Kits.....	87
Shipped-Loose Accessories .....	88

## Section V: Glycol Unit Coolers

<b>Low Profile</b> .....	<b>90</b>
Air Defrost Models & Options .....	91
Electric Defrost Models & Options .....	92
Warm Fluid Defrost Models & Options .....	93
<b>Low Velocity Center Mount</b> .....	<b>94</b>
Air Defrost Models & Options .....	95
Electric Defrost Models & Options .....	96
Warm Fluid Defrost Models & Options .....	97
<b>Center Mount</b> .....	<b>98</b>
Air Defrost Models & Options .....	99
<b>Medium Profile</b> .....	<b>100</b>
Air Defrost Models & Options .....	101
<b>Shipped-Loose Accessories</b> .....	<b>103</b>
Balance & Shut-Off Valves .....	103

## Section VI: CO2 Unit Coolers

<b>Low Profile</b> .....	<b>104</b>
Air Defrost Models & Options .....	105
Electric Defrost Models & Options .....	106
<b>Low Velocity Center Mount</b> .....	<b>107</b>
Air Defrost Models & Options .....	108
Electric Defrost Models & Options .....	108
<b>Center Mount</b> .....	<b>109</b>
Electric Defrost Models & Options .....	110
<b>Medium Profile</b> .....	<b>111</b>
Air Defrost Models & Options .....	112
Electric Defrost Models & Options .....	112

## Section VII: Air-Cooled Condensing Units

<b>½ - 6 HP Horizontal Air Discharge</b> .....	<b>113</b>
Standard & Configurable Models Pricing .....	114
Pre-Configured Outdoor Scroll Low and Medium Temp Models.....	119
Factory-Installed Options .....	122
Factory-Installed Electric Defrost Options .....	124
Shipped-Loose Accessories .....	125
<b>3 - 22 HP Horizontal Air Discharge</b> .....	<b>126</b>
Standard & Configurable Models Pricing .....	127
Factory-Installed Options .....	130
Factory-Installed Electric Defrost Options .....	133
Shipped-Loose Accessories .....	134
<b>4 - 13 HP Horizontal Air Discharge</b> .....	<b>135</b>
Configurable Models Pricing .....	136
Factory-Installed Options .....	138
Factory-Installed Electric Defrost Options .....	140
Shipped-Loose Accessories .....	141

<b>12 - 40 HP Vertical Air Discharge</b> .....	<b>142</b>
Configurable Models Pricing .....	143
Factory-Installed Options .....	146
Factory-Installed Electric Defrost Options .....	149
Shipped-Loose Accessories .....	150
<b>13 - 50 HP Vertical Air Discharge</b> .....	<b>151</b>
Configurable Models Pricing .....	152
Factory-Installed Options .....	153
Factory-Installed Electric Defrost Options .....	155
Shipped-Loose Accessories .....	156
<b>24 - 80 HP Dual Compressor</b> .....	<b>157</b>
Configurable Models Pricing .....	158
Factory-Installed Options .....	160
Factory-Installed Electric Defrost Options .....	163
Shipped-Loose Accessories .....	164
<b>26 - 100 HP Dual Compressor</b> .....	<b>165</b>
Configurable Models Pricing .....	166
Factory-Installed Options .....	168
Factory-Installed Electric Defrost Options .....	172
Shipped-Loose Accessories .....	173

## Section VIII: Water-Cooled Condensing Units

<b>½ - 6 HP</b> .....	<b>174</b>
Configurable Models Pricing .....	175
Factory-Installed Options .....	177
Factory-Installed Electric Defrost Options .....	178
Shipped-Loose Accessories .....	179
<b>¾ - 22 HP</b> .....	<b>180</b>
Configurable Models Pricing .....	181
Factory-Installed Options .....	182
Factory-Installed Electric Defrost Options .....	183
Shipped-Loose Accessories .....	184

## Section IX: Remote Compressor Units

<b>¾ - 22 HP</b> .....	<b>185</b>
Configurable Models Pricing .....	186
Factory-Installed Options .....	188
Factory-Installed Electric Defrost Options .....	189
Shipped-Loose Accessories .....	190

## Section X: PRO3 Packaged Refrigeration Systems

<b>Top Mount</b> .....	<b>191</b>
Standard Models Pricing .....	192
<b>Side Mount (Discontinued)</b> .....	<b>195</b>
Standard Models Pricing (Discontinued).....	196

## Section XI: Air-Cooled Condensers

<b>1 - 26 Ton</b> .....	<b>197</b>
Configurable Models & Options Pricing .....	198
Ship-Loose Accessories .....	200
<b>11 - 264 Ton</b> .....	<b>201</b>
Configurable Models Pricing .....	202
Options Pricing - Rail-Mounted VSEC Models .....	208
Options Pricing - Venturi-Mounted VSEC Models .....	209
Options Pricing - Fixed Speed Models .....	210
Coil Options Pricing - All Models .....	212
<b>Microchannel Condenser</b> .....	<b>218</b>
Discontinued .....	219
Discontinued .....	219
Discontinued .....	220

## Section XII: Fluid Coolers

<b>FN Fluid Coolers</b> .....	<b>221</b>
FNH Models 1.5 HP 1140 RPM Motors.....	222
FNL Models 1.5 HP 830 RPM Motors .....	223
FNQ Models 0.5 HP 540 RPM Motors .....	224
FNE Models VSEC Motors.....	225
Options Pricing - VSEC Models .....	226
Options Pricing - FNH/FNL/FNQ Models .....	227
Connections Options - All Models .....	228
Coil Options Pricing - All Models .....	229
Shipped-Loose Accessories .....	234
<b>Small Fluid Coolers</b> .....	<b>235</b>
Configurable Models & Options Pricing .....	236
Shipped-Loose Accessories .....	237

## Section XIII: Refrigeration Controls & Technology

<b>intelliGen™ Refrigeration Controller</b> .....	<b>238</b>
<b>Beacon II™ Refrigeration System</b> .....	<b>239</b>
<b>HyperCore™ Micro-Channel Coils</b> .....	<b>241</b>
<b>Remote Refrigeration Control</b> .....	<b>241</b>
<b>Lead Lag Temperature Controller</b> .....	<b>242</b>
<b>Split System Controller</b> .....	<b>242</b>

## Section XIV: Other Products & Services

<b>Air-Cooled Package Chillers</b> .....	<b>243</b>
<b>Screw Compressor Condensing Units</b> .....	<b>244</b>
<b>Heatcraft Commercial Financing</b> .....	<b>245</b>
<b>Mohave™ Advanced Hot Gas Defrost System</b> .....	<b>246</b>
<b>Two Stage Condensing Units &amp; Systems</b> .....	<b>247</b>
<b>FlexPack™</b> .....	<b>248</b>
<b>Refrigeration Racks</b> .....	<b>249</b>
<b>Air Handlers</b> .....	<b>249</b>
<b>Compressor Protection Plan</b> .....	<b>250</b>
<b>Extended Service Agreements</b> .....	<b>251</b>

## Section XV: Terms of Sales & Product Warranty

<b>Terms &amp; Conditions of Sale</b> .....	<b>252</b>
<b>Catalog Products Warranty</b> .....	<b>255</b>
<b>Warranty FAQ</b> .....	<b>257</b>

**Page left blank intentionally.**

## Thin Profile Air Defrost

## Overview



### Product Description

Model TA is a thin profile air defrost unit which mounts in the top of a refrigerator and makes the entire top shelf area usable. The attractive low silhouette makes the unit particularly desirable for display type refrigerators. It can also be used in back bars, under counter cabinets, or wherever space is at a premium and is ideal for 35° to 45°F fixtures at 10° to 15° TD applications with 16 hours maximum compressor run time per day.

### Certifications



### Standard Features

- Textured aluminum cabinet
- Molded Polycarbonate guards and fans
- Drain fitting mounted at 45° angle so drain can be run through back or bottom of refrigerator
- Expansion valve can be mounted inside the cabinet
- Stainless steel screws
- Motors are thermally protected and permanently lubricated
- Convenient, moisture proof motor plug
- Compact design achieves a big job in a small space
- Internal junction box for electrical connection
- Sweat inlet connection standard to reduce leaks

### Options

- Flare connection available as a ship loose option
- Optional coated coil available (Model TAK) for enhanced protection in corrosive environments

### Model Pricing

Bohn Standard Model	Voltage	List Price (\$US)
TA10AG	115/1/60	699
TA10BG	208-230/1/60	751
TA13AG	115/1/60	904
TA13BG	208-230/1/60	969
TA17AG	115/1/60	1,057
TA17BG	208-230/1/60	1,127
TA23AG	115/1/60	1,343
TA23BG	208-230/1/60	1,442
TA30AG	115/1/60	1,669
TA30BG	208-230/1/60	1,783

Bohn Standard Model	Voltage	List Price (\$US)
TA43AG	115/1/60	2,255
TA43BG	208-230/1/60	2,412
TA55AG	115/1/60	2,857
TA55BG	208-230/1/60	3,056
TAK10AG	115/1/60	816
TAK10BG	208-230/1/60	875
TAK13AG	115/1/60	1,037
TAK13BG	208-230/1/60	1,114
TAK17AG	115/1/60	1,182
TAK17BG	208-230/1/60	1,266

Bohn Standard Model	Voltage	List Price (\$US)
TAK23AG	115/1/60	1,497
TAK23BG	208-230/1/60	1,600
TAK30AG	115/1/60	1,827
TAK30BG	208-230/1/60	1,953
TAK43AG	115/1/60	2,478
TAK43BG	208-230/1/60	2,653
TAK55AG	115/1/60	3,178
TAK55BG	208-230/1/60	3,404

### Nomenclature

TA	K	17	B	G
Model Series	Coil Option	Model Size	Electrical Code	Vintage
Thin Profile Air Defrost	Blank = Standard K = Coated	# x 100 = BTUH	A = 115/1/60 B = 208-230/1/60	

## Thin Profile Electric Defrost

## Overview



### Product Description

Model TL low temperature unit cooler has a completely automatic defrost system. Mounted in the top of a refrigerator, its extremely compact cabinet makes it possible to utilize the entire top shelf area for storage. Having a normal operating range of +20°F. to -20°F., this unit is ideally suited applications including commercial freezers, ice cream boxes, bakery freezers and dual-temp reach-in boxes. Mechanical contact is provided between the heater elements and the drain pan, ensuring a warm pan during the defrost cycle. Opting for EC motors makes this product qualified to be included in the **E Solutions™** product portfolio because of increased energy efficiency and cost savings.

### Certifications



### Standard Features

- Electric defrost ensures positive heat source
- Built-in fan delay allows coil to be chilled before returning to the normal cooling cycle
- Defrost terminates on coil temperature eliminating excessive defrost period
- Textured aluminum cabinet
- Molded Polycarbonate guard
- Knockouts provided on sides for electrical connections - opening in rear for coil connections
- Expansion valve can be mounted inside the cabinet
- Stainless steel screws
- Motors are thermally protected and permanently lubricated
- Internal junction box for electrical connection
- Plate type aluminum fins with full collars on expanded copper tubes
- Coils are dehydrated and sealed
- Easy to install and maintain
- Sweat inlet connection to reduce leaks
- All models UL listed for the US and Canada
- UL classified to NSF standards

### Options

- Flare connection available as a ship loose option
- EC motors available for some models

### Model Pricing

Bohn Standard Model	Voltage	List Price (\$US)
TL09AG	115/1/60	1,165
TL09BG	208-230/1/60	1,165
TL12AG	115/1/60	1,401
TL12BG	208-230/1/60	1,401
TL16AG	115/1/60	1,733
TL16BG	208-230/1/60	1,733

Bohn Standard Model	Voltage	List Price (\$US)
TL21AG	115/1/60	1,969
TL21BG	208-230/1/60	1,969
TL28AG	115/1/60	2,478
TL28BG	208-230/1/60	2,478
TL35BG	208-230/1/60	2,795
TL53BG	208-230/1/60	3,848

### Nomenclature

TL	12	B	G
Model Series	Model Size	Electrical Code	Vintage
Thin Profile Electric Defrost	# x 100 = BTUH	A = 115/1/60 B = 208-230/1/60	

## C Profile

## Overview



### Product Description

Model C is ideal for refrigerated reach-ins. It mounts to the top of the refrigerator and discharges cold air against the back wall. With this air flow pattern, the air is not blasted on the product but is diffused along the back wall and then gently drawn across the product as it returns to the unit. Thus, uniform temperatures are maintained throughout the refrigerator. In addition, door sweating and refrigeration loss due to door opening is greatly reduced because the air is not discharged against the doors. Mounting is made easy by means of aluminum hangers that automatically space the unit the correct distance from the back wall. The expansion valve fits inside, out of sight. Opting for EC motors makes this product qualified to be included in the **E Solutions™** product portfolio because of increased energy efficiency and cost savings.

### Certifications



### Standard Features

- Textured aluminum cabinet
- Molded Polycarbonate guard
- Drain fitting at 45-degree angle so drain can be run through bottom or back of refrigerator
- Aluminum hangers automatically space the unit to the correct distance from the back wall
- Stainless steel screws prevent rust streaks
- Room for expansion valve inside the unit
- Knockouts in sides and top plus openings in rear provide maximum flexibility for electrical connection
- Full collar aluminum fins on expanded copper tubes
- Internal junction box with pigtail leads for electrical connection
- Motors are thermally protected and permanently lubricated
- Sweat inlet connection standard to reduce leaks
- All models UL listed for US and Canada
- UL classified to NSF standards

### Options

- Flare connection available as a ship loose option
- Optional coated coil available (Model CK) for enhanced protection in corrosive environments
- EC motors available

### Model Pricing

Bohn Standard Model	Voltage	List Price (\$US)
C13AG	115/1/60	894
C13BG	208-230/1/60	959
C17AG	115/1/60	945
C17BG	208-230/1/60	1,014
C23AG	115/1/60	1,099
C23BG	208-230/1/60	1,181
C30AG	115/1/60	1,416
C30BG	208-230/1/60	1,574
C43AG	115/1/60	1,770
C43BG	208-230/1/60	1,896


Bohn Standard Model	Voltage	List Price (\$US)
CK13AG	115/1/60	959
CK13BG	208-230/1/60	1,028
CK17AG	115/1/60	1,025
CK17BG	208-230/1/60	1,095
CK23AG	115/1/60	1,182
CK23BG	208-230/1/60	1,266
CK30AG	115/1/60	1,634
CK30BG	208-230/1/60	1,743
CK43AG	115/1/60	2,108
CK43BG	208-230/1/60	2,259

### Nomenclature

C	K	43	B	G
Model Series	Coil Option	Model Size	Electrical Code	Vintage
High Profile Unit Cooler	Blank = Standard K = Coated	# x 100 = BTUH	A = 115/1/60 B = 208-230/1/60	

## V Profile

## Overview



### Product Description

Model VA is a deluxe unit designed for use in small reach-ins, back bar and under counter refrigerators, and many other applications where a small, compact unit is required. The thermal expansion valve mounts inside the unit. The unit can be mounted from the ceiling or off the back wall or end walls, or can be used in a mullion application. Opting for EC motors makes this product qualified to be included in the **E Solutions™** product portfolio because of increased energy efficiency and cost savings.

### Certifications



### Standard Features

- Textured aluminum cabinet
- Molded Polycarbonate fan guard
- Improved drain pan overlaps coil surface to catch all condensate
- Stainless steel screws prevent rust streaks
- Plate-type aluminum fins with full collars on expanded copper tubes
- Expansion valve can be mounted inside the cabinet
- Internal junction box for electrical connection
- Pigtail leads in junction box
- Motors are thermally protected and permanently lubricated
- Top quality throughout in a compact size
- Sweat inlet connection standard to reduce leaks
- All models UL listed for US and Canada
- UL classified to NSF standards

### Options

- Flare connection available as a ship loose option
- Optional coated coil available (Model VAK) for enhanced protection in corrosive environments
- EC motors available for some models

### Models Pricing

Bohn Standard Model	Voltage	List Price (\$US)
VA06AG	115/1/60	588
VA06BG	208-230/1/60	630
VA08AG	115/1/60	630
VA08BG	208-230/1/60	678
VA12AG	115/1/60	857
VA12BG	208-230/1/60	920
VA17AG	115/1/60	969
VA17BG	208-230/1/60	1,034

Bohn Standard Model	Voltage	List Price (\$US)
VAK06AG	115/1/60	679
VAK06BG	208-230/1/60	722
VAK08AG	115/1/60	717
VAK08BG	208-230/1/60	768
VAK12AG	115/1/60	926
VAK12BG	208-230/1/60	992
VAK17AG	115/1/60	1,037
VAK17BG	208-230/1/60	1,114


### Nomenclature

VA	K	08	A	G
Model Series	Coil Option	Model Size	Electrical Code	Vintage
V Profile Unit Cooler	Blank = Standard K = Coated	# x 100 = BTUH	A = 115/1/60 B = 208-230/1/60	



## Back Bar

## Overview



### Product Description

Model BB, available in medium and low temperature, a compact, wall-mounted units featuring a low height making them ideal for under counter reach-in or drawertype fixtures. The unit draws air in at the bottom and discharges out the front. An optional air deflector is included and can be mounted over the center of the fan to direct air up and out. The deflector can be fieldformed to direct the air where needed, usually onto drop-in trays of condiments in salad bar or sandwich preparation fixtures. An S-type mounting angle is included to position the unit 3/4" off the wall, allowing for optimum air circulation and performance.

### Certifications



### Standard Features

- Molded Polycarbonate fan guards
- Coils have copper tubes with aluminum fins, mechanically bonded for efficient heat transfer. The coils are dehydrated and sealed
- Textured aluminum cabinet
- Knockouts are conveniently located for refrigerant lines
- Screws are hardened, stainless steel
- Expansion valve can be mounted inside the cabinet and connections are sweat-type
- Motors are thermally protected and permanently lubricated
- Master units include the basic unit plus factory mounted expansion valve, solenoid, and temperature control. Also right-hand piping extended 8" - 12" outside the housing, sealed and pressurized to 20 - 30 PSI. A 1/4" OD liquid feed to slave is included
- Slave units include the basic unit plus factory mounted expansion valve with left-hand piping extended 8" - 12" outside the housing, sealed and pressurized to 20 - 30 PSI
- Sweat inlet connection to reduce leaks

### Options

- Flare connection available as a ship loose option
- Consult Factory for 208-230V units

### Model Pricing

Consult factory for 208-230V units

Bohn Standard Model	Voltage	List Price (\$US)
BBM11AG	115/1/60	1,220
BBM16AG	115/1/60	1,472
BBMM11AG	115/1/60	2,686
BBMM16AG	115/1/60	2,943
BBMS11AG	115/1/60	2,332
BBMS16AG	115/1/60	2,591


Bohn Standard Model	Voltage	List Price (\$US)
BBL10AG	115/1/60	1,644
BBL15AG	115/1/60	1,952
BBLM10AG	115/1/60	3,549
BBLM15AG	115/1/60	3,960
BBLS10AG	115/1/60	3,195
BBLS15AG	115/1/60	3,608

### Nomenclature

BB	L	S	10	A	G
Model Series	Unit Temp	Unit Type	Model Size	Electrical Code	Vintage
Back Bar Unit Cooler	L = Low M = Medium	Blank = Standard S = Slave M = Master	# x 100 = BTUH	A = 115/1/60 B = 208-230/1/60	

## Mullion

## Overview



### Product Description

Model KMK is ideal for under-counter reachin refrigerators. The thin line design allows the unit to be mounted behind the mullion with sufficient clearance for tray slides. A down flow fan arrangement is used with air drawn in at the top and discharged at the bottom. This design provides superior air circulation and ensures uniform temperature throughout the cabinet. This versatile design is also adaptable for mounting on the back wall or ends of a cooler. The method of air circulation ensures minimum box temperature rise when the cabinet doors are open. Ideal for bottled goods and beverage coolers.

### Certifications



### Standard Features

- Light grained aluminum cabinets
- PVC coated fan guard
- Stainless steel hardware
- Coils have full collar aluminum fins on expanded copper tubes
- Coated coil for enhanced protection in corrosive environments
- Refrigerant connection knockouts provided on both ends of unit
- Expansion valve can be mounted inside the cabinet
- Motors are thermally protected and permanently lubricated
- Internal junction box for electrical connection
- Adjustable air deflector included provides different air patterns. Air can be directed where it's needed
- Sweat inlet connection to reduce leaks
- All models UL listed for the US and Canada
- UL classified to NSF standards

### Options

- Flare connection available as a ship loose option

### Model Pricing

Bohn Standard Model	Voltage	List Price (\$US)
KMK13AG	115/1/60	1,284
KMK13BG	208-230/1/60	1,372
KMK17AG	115/1/60	1,554
KMK17BG	208-230/1/60	1,659
KMK23AG	115/1/60	1,859
KMK23BG	208-230/1/60	1,988


### Nomenclature

KM	K	13	A	G
Model Series	Coil Option	Model Size	Electrical Code	Vintage
Kompact Mullion	K = Coated	# x 100 = BTUH	A = 115/1/60 B = 208-230/1/60	

Section 1

## Reverse Mullion

## Overview



### Product Description

Model RAMK is ideal for under-counter reach-in refrigerators, under-counter drawer type refrigerators and salad bars. The unit is suitable for mounting behind a mullion or on a wall. An up flow air pattern is used with air drawn in at the bottom and discharged out the top. This provides optimum temperature for drop in trays on salad bars or prep tables. It also keeps drawer stored product in premium condition.

An adjustable and detachable air deflector/splash protector is included. The deflector can be adjusted to direct the air up and out at a 45° angle. This feature provides excellent air distribution over drop in trays or containers. Food in the trays and containers stays colder, lasts longer, and retains the desired appearance. The deflector can be adjusted to distribute air out both sides when used as a mullion unit.

### Certifications



### Standard Features

- Textured aluminum cabinet
- PVC coated fan guard
- Stainless steel hardware
- Coils have full collar aluminum fins on expanded copper tubes
- Coated coil for enhanced protection in corrosive environments
- Refrigerant connection knockouts provided on both ends of unit
- Expansion valve can be mounted inside the cabinet
- Motors are thermally protected and permanently lubricated
- Internal junction box for electrical connection
- Adjustable air deflector included provides different air patterns. Air can be directed where it's needed
- Sweat inlet connection standard to reduce leaks
- All models are UL listed for the US and Canada
- UL classified to NSF standards

### Options

- Flare connection available as a ship loose option

### Models Pricing

Bohn Standard Model	Voltage	List Price (\$US)
RAMK13AG	115/1/60	1,284
RAMK13BG	208-230/1/60	1,372
RAMK17AG	115/1/60	1,554
RAMK17BG	208-230/1/60	1,659
RAMK23AG	115/1/60	1,859
RAMK23BG	208-230/1/60	1,988

### Nomenclature

RAM	K	13	A	G
Model Series	Coil Option	Model Size	Electrical Code	Vintage
Reverse Air Flow Kompact Mullion	K = Coated	# x 100 = BTUH	A = 115/1/60 B = 208-230/1/60	

## Twin Flow

## Overview



### Product Description

Model BTO is a compact two-way design with medium velocity airflow. The unit is mounted flush to the ceiling and draws air in through the fan and discharges out both sides. The air pattern reduces air loss when doors are opened and the medium velocity reduces product drying. Twin flow units are for temperatures of 35°F. and higher. Box temperatures are kept more constant throughout and fresh products last longer. Seven sizes are available with BTUH from 900 to 5500 at 10° TD. Opting for EC motors makes this product qualified to be included in the **E Solutions™** product portfolio because of increased energy efficiency and cost savings.

### Certifications



### Standard Features

- Compact two-way design with medium velocity air flow
- Mounts flush to the ceiling and draws air in through the fan and discharges out both sides
- Air pattern reduces air loss when doors are opened and the medium velocity reduces product drying
- Textured aluminum cabinet
- Stainless steel fasteners
- Molded Polycarbonate fan guards
- Drain pan and fan panel is easily removed for installation and servicing
- Coils are constructed of copper tubing with aluminum fins
- Expansion valve can be mounted inside the cabinet
- Internal junction box is provided for electrical connection
- Motors are thermally protected and permanently lubricated
- Sweat inlet connection to reduce leaks
- All models are UL listed for the US and Canada
- UL classified to NSF standards

### Options

- Flare connection available as a ship loose option
- Optional coated coil available (Model BTOK) for enhanced protection in corrosive environments
- EC motors available for some models

### Model Pricing

Bohn Standard Model	Voltage	List Price (\$US)
BTO09AG	115/1/60	735
BTO09BG	208-230/1/60	787
BTO13AG	115/1/60	970
BTO13BG	208-230/1/60	1,036
BTO18AG	115/1/60	1,125
BTO18BG	208-230/1/60	1,203
BTO25AG	115/1/60	1,384
BTO25BG	208-230/1/60	1,474
BTO35AG	115/1/60	1,794
BTO35BG	208-230/1/60	1,917
BTO45AG	115/1/60	2,272
BTO45BG	208-230/1/60	2,431
BTO55AG	115/1/60	2,885
BTO55BG	208-230/1/60	3,088
BTOK09AG	115/1/60	869
BTOK09BG	208-230/1/60	936
BTOK13AG	115/1/60	1,043
BTOK13BG	208-230/1/60	1,116
BTOK18AG	115/1/60	1,322
BTOK18BG	208-230/1/60	1,416
BTOK25AG	115/1/60	1,630
BTOK25BG	208-230/1/60	1,739
BTOK35AG	115/1/60	2,113
BTOK35BG	208-230/1/60	2,261
BTOK45AG	115/1/60	2,645
BTOK45BG	208-230/1/60	2,830
BTOK55AG	115/1/60	3,286
BTOK55BG	208-230/1/60	3,518

### Nomenclature

BTO	K	09	A	G
Model Series	Coil Option	Model Size	Electrical Code	Vintage
Twin Flow Unit Cooler	Blank = Standard K = Coated	# x 100 = BTUH	A = 115/1/60 B = 208-230/1/60	

## Dual Air

## Overview



### Product Description

Model U unit cooler is used wherever a small, compact unit is required, such as salad boxes, back bars and direct draw boxes. It can be mounted on the ceiling or wall. The Model U unit draws air in through the front and discharges it out both sides to ensure proper distribution of cool air and thus maintain a uniform box temperature.

### Certifications



### Standard Features

- Textured aluminum cabinet
- Full collar aluminum fins on expanded copper tubes
- Detachable drain pan that is easy to clean
- Molded 3-prong motor connector to save installation time and expense
- Motors are thermally protected and permanently lubricated
- Optional coated coil available (Model UK) for enhanced protection in corrosive environments
- Sweat inlet connection to reduce leaks
- All models are UL recognized for the US and Canada
- UL classified to NSF standards

### Options

- Flare connection available as a ship loose option

### Model Pricing

Bohn Standard Model	Voltage	List Price (\$US)
U0090	115/1/60	726
U0091	208-230/1/60	955
U0120	115/1/60	826
U0121	208-230/1/60	1,034
U0150	115/1/60	924
U0151	208-230/1/60	1,145
UK0090	115/1/60	831
UK0091	208-230/1/60	1,086
UK0120	115/1/60	940
UK0121	208-230/1/60	1,196
UK0150	115/1/60	1,057
UK0151	208-230/1/60	1,296

### Nomenclature

U	K	09	0
Model Series	Coil Option	Model Size	Electrical Code
Dual Aire Standard Coil	Blank = Standard K = Coated	# x 100 = BTUH	0 = 115/1/60 1 = 208-230/1/60

## Shipped-Loose Accessories

Can't Find Something or need help selecting the appropriate accessory for your unit? Please contact your local Sales Representative or Account Engineer for assistance.

Part Number	Description	List Price (\$US)	Notes
<b>Room Thermostats</b>			
2891040	Room Thermostat	309	-
28963301	Electronic Room Thermostat	502	-
<b>Defrost Controls</b>			
4267W	Adjustable Defrost Control / Fan Delay Switch	289	-

### Expansion Valves (TXV)

When placing order, please specify refrigerant type, saturated suction temperature (SST), liquid temperature, and room temperature.

Part Number	List Price (\$US)	Capacity Range (BTUH)
TXV024	359	24,000 BTUH and under

### Liquid-line Solenoid Valves (LLSV)

Part Number	List Price (\$US)	Size	Capacity Range (R-404A)	
			Medium Temperature Application (BTUH)	Low Temperature Application (BTUH)
29318013	371	3/8	12,000 BTUH and under	11,000 BTUH and under

## Extended Thin Profile

## Overview



### Product Description

Extended Thin Profile LTA & LTL unit coolers are the most compact designed units for reach in display cases. The unit's low height design allows the unit to 'hide' at the top of the cooler, which gives the case a cleaner look and also allows for more room for shelves and product. These units have front access end panels for easy access to the refrigerant and electrical compartments, along with modular front access panels that make it easy to access the motors. Internally enhanced tube design produces better unit performance.

Better performance, easy installation, serviceability and high quality make this unit the perfect fit for your display case needs.

### Certifications



### Standard Features

- Low height makes it the most compact unit for display cases where space is limited, giving the case a clean look and allowing for more shelving and product storage
- Textured aluminum cabinet
- Easy access to motors and the refrigerant and electrical components with front access panels
- Modular front access panels can be removed independently of the drain pan
- Plastic vibration isolators for fan panels and drain pan reduce noise and vibration
- Liquid-line solenoid wire harness comes standard for quick installation
- Internally enhanced tube design produces better unit performance
- Heaters are attached to the coil for easier serviceability
- Defrost termination control
- Fan delay control
- Heater safety control

### Nomenclature

LT	A	053	B	A
Model Series	Model Type	Model Size	Electrical Code	Vintage
Extended Thin Profile Unit Cooler	A = Air Defrost L = Electric Defrost	# x 100 = BTUH	AE = 115/1/60 (EC Motors) BE = 208-230/1/60 (EC Motors) S = Configurable	

## Extended Thin Profile

## Models & Options Pricing

### When Do You Choose a Configurable Model?

- Choose when there is not a standard model listed or you want to add factory-installed options.
- When ordering a configurable model, remember to specify the voltage and fan motor type.

Bohn Standard Model	Bohn Config Model	List Price (\$US)	Factory-Installed Options List Price Adders(\$US)						
			Electrical Options		Mechanical Options			Coil Options	
			Beacon II Assembly	Room TSTAT	TXV	TXV & LLSV	White Cabinet	BohnGuard™ Fin Protection	Copper Fin Coils
<b>Air Defrost Models with EC Motors, 115/1/60</b>									
LTA053AEA	LTA053SA	3,355	1,559	325	453	771	214	1,137	1,284
LTA079AEA	LTA079SA	3,748	1,559	325	453	771	214	1,137	1,284
LTA102AEA	LTA102SA	4,587	1,559	325	453	771	214	1,137	1,284
LTA134AEA	LTA134SA	5,324	1,559	325	453	771	214	1,137	1,284
LTA172AEA	LTA172SA	6,015	1,559	325	453	771	214	1,137	1,284
<b>Air Defrost Models with EC Motors, 208-230/1/60</b>									
LTA053BEA	LTA053SA	3,355	1,559	325	453	771	214	1,137	1,284
LTA079BEA	LTA079SA	3,748	1,559	325	453	771	214	1,137	1,284
LTA102BEA	LTA102SA	4,587	1,559	325	453	771	214	1,137	1,284
LTA134BEA	LTA134SA	5,324	1,559	325	453	771	214	1,137	1,284
LTA172BEA	LTA172SA	6,015	1,559	325	453	771	214	1,137	1,284
<b>Electric Defrost Models with EC Motors, 208-230/1/60</b>									
LTL046BEA	LTL046SA	3,589	1,559	325	453	771	214	-	1,284
LTL068BEA	LTL068SA	4,031	1,559	325	453	771	214	-	1,284
LTL093BEA	LTL093SA	4,968	1,559	325	453	771	214	-	1,284
LTL115BEA	LTL115SA	5,742	1,559	325	453	771	214	-	1,284
LTL133BEA	LTL133SA	6,508	1,559	325	453	771	214	-	1,284

Section 1



## Extended Thin Profile

## Shipped-Loose Accessories

Can't Find Something or need help selecting the appropriate accessory for your unit? Please contact your local Sales Representative or Account Engineer for assistance.

Part Number	Description	List Price (\$US)	Notes
<b>Room Thermostats</b>			
2891040	Room Thermostat	309	-
28963301	Electronic Room Thermostat	502	-
<b>Defrost Controls</b>			
4267W	Adjustable Defrost Control / Fan Delay Switch	289	-

### Expansion Valves (TXV)

When placing order, please specify refrigerant type, saturated suction temperature (SST), liquid temperature, and room temperature.

Part Number	List Price (\$US)	Capacity Range (BTUH)
TXV024	359	24,000 BTUH and under

### Liquid-line Solenoid Valves (LLSV)

Part Number	List Price (\$US)	Size	Capacity Range (R-404A)	
			Medium Temperature Application (BTUH)	Low Temperature Application (BTUH)
29318013	371	3/8	12,000 BTUH and under	11,000 BTUH and under
4502Z	371	3/8	12,000 BTUH to 24,000 BTUH	11,000 BTUH to 21,000 BTUH

**Slim Contour**

**Page left blank intentionally. Slim Contour is discontinued.**

## Slim Contour

**Page left blank intentionally. Slim Contour is discontinued.**

**Slim Contour**

**Page left blank intentionally. Slim Contour is discontinued.**

## Slim Contour

**Page left blank intentionally. Slim Contour is discontinued.**

## Low Profile

## Overview



### Product Description

The low profile unit cooler, available in air, electric, and hot gas defrost, is designed for maximum capacity while occupying a minimum amount of space inside a walk-in cooler or freezer. These units are ideal for many applications including restaurants and convenience stores. Opting for EC motors or the Beacon II™ Refrigeration System makes this product qualified to be included in the **E Solutions™** product portfolio because of increased energy efficiency and cost savings.

### Certifications



### Standard Features

#### Ease of Installation & Service

- Cabinet design features front access panels on each side for easy access to electrical and refrigeration components
- All electrical components factory wired to terminal board and identified, making it easy to field wire the unit
- Liquid line solenoid wire harness is factory-installed for quick installation
- Pre-drilled holes on the back of the unit for room thermostat
- Coil heater slots have been enlarged for easier installation and replacement
- On 4-6 fan models, drain pan has a lanyard for easy and safe access
- Motors plug into wiring harness for easier servicing
- Hot gas loop on bottom of coil for easier access is standard for hot gas defrost models

#### Reliable & Durable

- Sweat connections to reduce potential for leaks
- Molded fan guard design made of strong plastic material
- Heavy gauge grained aluminum cabinet cleans easily and looks attractive

#### Performance

- Internal panels are isolated for quiet operation
- Internally enhanced tubing and fin design for higher efficiency
- Reduced heater wattages
- Fixed defrost termination for electric, adjustable defrost termination for hot gas
- Extended drain pan heaters for more uniform defrost throughout the drain pan and additional heat in end compartments

#### Versatile

- Large diameter drain hole (3/4" ID) is located on the back of the unit
- Minimal height of the low profile series makes it ideal for low ceiling coolers

### Nomenclature

ADT	120	A	G	K
Model Series	Capacity	Electrical Code	Control Option	Vintage
ADT = Air defrost LET = Electric defrost, 6 FPI LLE = Electric defrost, 4 FPI HGT = Hot gas defrost	# x 100 = BTUH	A=115/1/60 B = 208-230/1/60 AE = 115/1/60 (EC) BE = 208-230/1/60 (EC) S = Configurable	G = intelliGen™ <small>*only available on Air and Electric Defrost Models</small>	

intelliGen™ only available for 115/1 and 208-230/1 voltages.

## Low Profile

## Mounted Components Models

### Factory Installed Component Models Include:

- Sporlan R404A Expansion Valve
  - Q body valve with inlet strainer
  - Air Defrost (35° F room) will be C charged
  - Electric Defrost (-10° F room) will be ZP charged
- Mechanical Room Thermostat
- Emerson Solenoid Valve with Dual Voltage Coil

Bohn Standard Model	List Price (\$US)
<b>Air Defrost Models with EC Motors - 115/1/60</b>	
ADT040AEWMC6K	2,863
ADT052AEWMC6K	2,967
ADT065AEWMC6K	3,222
ADT070AEWMC6K	3,802
ADT090AEWMC6K	4,158
ADT104AEWMC6K	4,339
ADT120AEWMC6K	4,542
ADT130AEWMC6K	4,756
ADT140AEWMC6K	5,405
ADT156AEWMC6K	5,764
ADT180AEWMC6K	6,320
ADT208AEWMC6K	7,169
ADT260AEWMC6K	8,655
ADT312AEWMC6K	10,249
ADT370AEWMC6K	11,355
<b>Air Defrost Models with PSC Motors - 115/1/60</b>	
ADT040AWMC6K	2,494
ADT052AWMC6K	2,598
ADT065AWMC6K	2,853
ADT070AWMC6K	3,064
ADT090AWMC6K	3,419
ADT104AWMC6K	3,601
ADT120AWMC6K	3,803
ADT130AWMC6K	4,018
ADT140AWMC6K	4,298
ADT156AWMC6K	4,657
ADT180AWMC6K	5,213
ADT208AWMC6K	5,693
ADT260AWMC6K	6,810
ADT312AWMC6K	8,035
ADT370AWMC6K	9,138

Bohn Standard Model	List Price (\$US)
<b>Electric Defrost Models with EC Motors - 208-230/1/60</b>	
LET035BEWMC6K	3,642
LET040BEWMC6K	3,767
LET047BEWMC6K	4,057
LET065BEWMC6K	4,927
LET075BEWMC6K	5,081
LET090BEWMC6K	5,324
LET120BEWMC6K	6,568
LET140BEWMC6K	7,302
LET160BEWMC6K	8,387
LET180BEWMC6K	9,153
LET200BEWMC6K	10,351
LET240BEWMC6K	12,117
LET280BEWMC6K	13,402
<b>Electric Defrost Models with PSC Motors - 208-230/1/60</b>	
LET035BWMC6K	3,273
LET040BWMC6K	3,398
LET047BWMC6K	3,688
LET065BWMC6K	4,189
LET075BWMC6K	4,343
LET090BWMC6K	4,586
LET120BWMC6K	5,461
LET140BWMC6K	6,195
LET160BWMC6K	6,911
LET180BWMC6K	7,677
LET200BWMC6K	8,506
LET240BWMC6K	9,903
LET280BWMC6K	11,188

### Federal Regulation Requires EC Motors! Energy Independence and Security Act of 2007 (H.R. 6)

Walk-Ins manufactured on or after 01/01/2009 and under 3,000 square feet in area with single phase evaporator fan motors less than 1 HP and less than 460V must be EC motors

## Low Profile

## Air Defrost Models & Options

### When Do You Choose a Configurable Model?

- Choose when there is not a standard model listed or you want to add factory-installed options.
- When ordering a configurable model, remember to specify the voltage and fan motor type.

Section 1

Bohn Standard Model	Bohn Config Model	List Price (\$US)	Bohn IntelliGen™ Config Model	Bohn IntelliGen™ Config. List Price (\$US)	Factory-Installed Options List Price Adders (\$US)								
					Electrical Options			Mechanical Options			Coil Options		
					Beacon II	QRC	Room TSTAT	TXV	TXV & LLSV	QCF, TXV, & LLSV	Bohn-Kote™	Bohn-Guard™ Fin Protection	Bronz-Glow or ElectroFin
<b>Air Defrost Models with EC Motors - 115/1/60</b>													
ADT040AEK	ADT040SK	1,767	ADT040SGK	3,821	1,559	1,559	325	453	771	1,424	512	1,114	1,749
ADT052AEK	ADT052SK	1,871	ADT052SGK	3,925	1,559	1,559	325	453	771	1,424	512	1,114	1,749
ADT065AEK	ADT065SK	2,126	ADT065SGK	4,180	1,559	1,559	325	453	771	1,424	512	1,114	1,749
ADT070AEK	ADT070SK	2,706	ADT070SGK	4,760	1,559	1,559	325	453	771	1,424	761	1,137	1,749
ADT090AEK	ADT090SK	3,061	ADT090SGK	5,115	1,559	1,559	325	453	771	1,424	761	1,137	1,749
ADT104AEK	ADT104SK	3,243	ADT104SGK	5,297	1,559	1,559	325	453	771	1,424	761	1,137	1,749
ADT120AEK	ADT120SK	3,445	ADT120SGK	5,499	1,559	1,559	325	453	771	1,424	761	1,137	1,749
ADT130AEK	ADT130SK	3,660	ADT130SGK	5,714	1,559	1,559	325	453	771	1,424	761	1,137	1,749
ADT140AEK	ADT140SK	4,309	ADT140SGK	6,363	1,559	1,559	325	453	771	1,424	1,112	1,160	1,749
ADT156AEK	ADT156SK	4,668	ADT156SGK	6,722	1,559	1,559	325	453	771	1,424	1,112	1,160	1,749
ADT180AEK	ADT180SK	5,224	ADT180SGK	7,278	1,559	1,559	325	453	771	1,424	1,112	1,160	1,749
ADT208AEK	ADT208SK	6,073	ADT208SGK	8,127	1,559	1,559	325	453	771	1,424	1,398	1,185	1,749
ADT260AEK	ADT260SK	7,559	ADT260SGK	9,613	1,559	1,559	325	453	771	1,424	1,762	1,213	2,087
ADT312AEK	ADT312SK	8,703	ADT312SGK	10,757	1,559	1,559	325	856	1,221	1,875	1,762	1,236	2,322
ADT370AEK	ADT370SK	9,806	ADT370SGK	11,860	1,559	1,559	325	856	1,221	1,875	1,762	1,236	2,322
<b>Air Defrost Models with EC Motors - 208-230/1/60</b>													
ADT040BEK	ADT040SK	1,878	ADT040SGK	3,932	1,559	1,559	325	453	771	1,424	512	1,114	1,749
ADT052BEK	ADT052SK	1,895	ADT052SGK	3,949	1,559	1,559	325	453	771	1,424	512	1,114	1,749
ADT065BEK	ADT065SK	2,261	ADT065SGK	4,315	1,559	1,559	325	453	771	1,424	512	1,114	1,749
ADT070BEK	ADT070SK	2,861	ADT070SGK	4,915	1,559	1,559	325	453	771	1,424	761	1,137	1,749
ADT090BEK	ADT090SK	3,098	ADT090SGK	5,152	1,559	1,559	325	453	771	1,424	761	1,137	1,749
ADT104BEK	ADT104SK	3,282	ADT104SGK	5,336	1,559	1,559	325	453	771	1,424	761	1,137	1,749
ADT120BEK	ADT120SK	3,484	ADT120SGK	5,538	1,559	1,559	325	453	771	1,424	761	1,137	1,749
ADT130BEK	ADT130SK	3,701	ADT130SGK	5,755	1,559	1,559	325	453	771	1,424	761	1,137	1,749
ADT140BEK	ADT140SK	4,354	ADT140SGK	6,408	1,559	1,559	325	453	771	1,424	1,112	1,160	1,749
ADT156BEK	ADT156SK	4,726	ADT156SGK	6,780	1,559	1,559	325	453	771	1,424	1,112	1,160	1,749
ADT180BEK	ADT180SK	5,279	ADT180SGK	7,333	1,559	1,559	325	453	771	1,424	1,112	1,160	1,749
ADT208BEK	ADT208SK	6,439	ADT208SGK	8,493	1,559	1,559	325	453	771	1,424	1,398	1,185	1,749
ADT260BEK	ADT260SK	8,016	ADT260SGK	10,070	1,559	1,559	325	453	771	1,424	1,762	1,213	2,087
ADT312BEK	ADT312SK	9,221	ADT312SGK	11,275	1,559	1,559	325	856	1,221	1,875	1,762	1,236	2,322
ADT370BEK	ADT370SK	10,283	ADT370SGK	12,337	1,559	1,559	325	856	1,221	1,875	1,762	1,236	2,322

### Federal Regulation Requires EC Motors! Energy Independence and Security Act of 2007 (H.R. 6)

Walk-Ins manufactured on or after 01/01/2009 and under 3,000 square feet in area with single phase evaporator fan motors less than 1 HP and less than 460V must be EC motors

#### Notes:

- Beacon II™ must be ordered as a system. B2/QRC/intelliGen™ is not available for 460/1/60 and 260/3/60.
- TXV = Expansion Valve; LLSV = Liquid Line Solenoid Valve; QCF = Quick Connect Fittings.
- PSC-TE Fan Motors, Stainless Steel Cabinet & Pan, Electro-fin Coils and Copper Fin Coils are available. Contact your Sales Representative or Account Engineer for more information.
- Must specify which coating at time of order entry.



# Walk-In Unit Coolers

## Low Profile

## Air Defrost Models & Options

### When Do You Choose a Configurable Model?

- Choose when there is not a standard model listed or you want to add factory-installed options.
- When ordering a configurable model, remember to specify the voltage and fan motor type.

Bohn Standard Model	Bohn Config Model	List Price (\$US)	Bohn IntelliGen™ Config Model	Bohn IntelliGen™ Config. List Price (\$US)	Factory-Installed Options List Price Adders (\$US)								
					Electrical Options			Mechanical Options			Coil Options		
					Beacon II	QRC	Room TSTAT	TXV	TXV & LLSV	QCF, TXV, & LLSV	Bohn-Kote™	Bohn-Guard™ Fin Protection	Bronz-Glow or ElectroFin
<b>Air Defrost Models with PSC Motors - 115/1/60</b>													
ADT040AK	ADT040SK	1,398	ADT040SGK	3,452	1,559	1,559	325	453	771	1,424	512	1,114	1,749
ADT052AK	ADT052SK	1,502	ADT052SGK	3,556	1,559	1,559	325	453	771	1,424	512	1,114	1,749
ADT065AK	ADT065SK	1,757	ADT065SGK	3,811	1,559	1,559	325	453	771	1,424	512	1,114	1,749
ADT070AK	ADT070SK	1,968	ADT070SGK	4,022	1,559	1,559	325	453	771	1,424	761	1,137	1,749
ADT090AK	ADT090SK	2,323	ADT090SGK	4,377	1,559	1,559	325	453	771	1,424	761	1,137	1,749
ADT104AK	ADT104SK	2,505	ADT104SGK	4,559	1,559	1,559	325	453	771	1,424	761	1,137	1,749
ADT120AK	ADT120SK	2,707	ADT120SGK	4,761	1,559	1,559	325	453	771	1,424	761	1,137	1,749
ADT130AK	ADT130SK	2,922	ADT130SGK	4,976	1,559	1,559	325	453	771	1,424	761	1,137	1,749
ADT140AK	ADT140SK	3,202	ADT140SGK	5,256	1,559	1,559	325	453	771	1,424	1,112	1,160	1,749
ADT156AK	ADT156SK	3,561	ADT156SGK	5,615	1,559	1,559	325	453	771	1,424	1,112	1,160	1,749
ADT180AK	ADT180SK	4,117	ADT180SGK	6,171	1,559	1,559	325	453	771	1,424	1,112	1,160	1,749
ADT208AK	ADT208SK	4,597	ADT208SGK	6,651	1,559	1,559	325	453	771	1,424	1,398	1,185	1,749
ADT260AK	ADT260SK	5,714	ADT260SGK	7,768	1,559	1,559	325	453	771	1,424	1,762	1,213	2,087
ADT312AK	ADT312SK	6,489	ADT312SGK	8,543	1,559	1,559	325	856	1,221	1,875	1,762	1,236	2,322
ADT370AK	ADT370SK	7,592	ADT370SGK	9,646	1,559	1,559	325	856	1,221	1,875	1,762	1,236	2,322
<b>Air Defrost Models with PSC Motors - 208-230/1/60</b>													
ADT040BK	ADT040SK	1,509	ADT040SGK	3,563	1,559	1,559	325	453	771	1,424	512	1,114	1,749
ADT052BK	ADT052SK	1,526	ADT052SGK	3,580	1,559	1,559	325	453	771	1,424	512	1,114	1,749
ADT065BK	ADT065SK	1,892	ADT065SGK	3,946	1,559	1,559	325	453	771	1,424	512	1,114	1,749
ADT070BK	ADT070SK	2,123	ADT070SGK	4,177	1,559	1,559	325	453	771	1,424	761	1,137	1,749
ADT090BK	ADT090SK	2,360	ADT090SGK	4,414	1,559	1,559	325	453	771	1,424	761	1,137	1,749
ADT104BK	ADT104SK	2,544	ADT104SGK	4,598	1,559	1,559	325	453	771	1,424	761	1,137	1,749
ADT120BK	ADT120SK	2,746	ADT120SGK	4,800	1,559	1,559	325	453	771	1,424	761	1,137	1,749
ADT130BK	ADT130SK	2,963	ADT130SGK	5,017	1,559	1,559	325	453	771	1,424	761	1,137	1,749
ADT140BK	ADT140SK	3,247	ADT140SGK	5,301	1,559	1,559	325	453	771	1,424	1,112	1,160	1,749
ADT156BK	ADT156SK	3,619	ADT156SGK	5,673	1,559	1,559	325	453	771	1,424	1,112	1,160	1,749
ADT180BK	ADT180SK	4,172	ADT180SGK	6,226	1,559	1,559	325	453	771	1,424	1,112	1,160	1,749
ADT208BK	ADT208SK	4,963	ADT208SGK	7,017	1,559	1,559	325	453	771	1,424	1,398	1,185	1,749
ADT260BK	ADT260SK	6,171	ADT260SGK	8,225	1,559	1,559	325	453	771	1,424	1,762	1,213	2,087
ADT312BK	ADT312SK	7,007	ADT312SGK	9,061	1,559	1,559	325	856	1,221	1,875	1,762	1,236	2,322
ADT370BK	ADT370SK	8,069	ADT370SGK	10,123	1,559	1,559	325	856	1,221	1,875	1,762	1,236	2,322

### Federal Regulation Requires EC Motors! Energy Independence and Security Act of 2007 (H.R. 6)

Walk-Ins manufactured on or after 01/01/2009 and under 3,000 square feet in area with single phase evaporator fan motors less than 1 HP and less than 460V must be EC motors

**Notes:**

- Beacon II™ must be ordered as a system. B2/QRC/intelliGen™ is not available for 460/1/60 and 260/3/60.
- TXV = Expansion Valve; LLSV = Liquid Line Solenoid Valve; QCF = Quick Connect Fittings.
- PSC-TE Fan Motors, Stainless Steel Cabinet & Pan, Electro-fin Coils and Copper Fin Coils are available. Contact your Sales Representative or Account Engineer for more information.
- Must specify which coating at time of order entry.

## Low Profile

## Air Defrost Models & Options

### When Do You Choose a Configurable Model?

- Choose when there is not a standard model listed or you want to add factory-installed options.
- When ordering a configurable model, remember to specify the voltage and fan motor type.

Bohn Standard Model	Bohn Config Model	List Price (\$US)	Bohn intelliGen™ Config Model	Bohn intelliGen™ Config. List Price (\$US)	Factory-Installed Options List Price Adders (\$US)								
					Electrical Options			Mechanical Options			Coil Options		
					Beacon II	QRC	Room TSTAT	TXV	TXV & LLSV	QCF, TXV, & LLSV	Bohn-Kote™	Bohn-Guard™ Fin Protection	Bronz-Glow or ElectroFin
<b>Air Defrost Models with PSC Motors - 460/1/60</b>													
-	ADT040SK	1,692	-	-	-	-	325	453	771	1,424	512	1,114	1,749
-	ADT052SK	1,708	-	-	-	-	325	453	771	1,424	512	1,114	1,749
-	ADT065SK	2,074	-	-	-	-	325	453	771	1,424	512	1,114	1,749
-	ADT070SK	2,489	-	-	-	-	325	453	771	1,424	761	1,137	1,749
-	ADT090SK	2,727	-	-	-	-	325	453	771	1,424	761	1,137	1,749
-	ADT104SK	2,909	-	-	-	-	325	453	771	1,424	761	1,137	1,749
-	ADT120SK	3,109	-	-	-	-	325	453	771	1,424	761	1,137	1,749
-	ADT130SK	3,332	-	-	-	-	325	453	771	1,424	761	1,137	1,749
-	ADT140SK	3,794	-	-	-	-	325	453	771	1,424	1,112	1,160	1,749
-	ADT156SK	4,168	-	-	-	-	325	453	771	1,424	1,112	1,160	1,749
-	ADT180SK	4,720	-	-	-	-	325	453	771	1,424	1,112	1,160	1,749
-	ADT208SK	5,695	-	-	-	-	325	453	771	1,424	1,398	1,185	1,749
-	ADT260SK	7,083	-	-	-	-	325	453	771	1,424	1,762	1,213	2,087
-	ADT312SK	8,104	-	-	-	-	325	856	1,221	1,875	1,762	1,236	2,322
-	ADT370SK	9,168	-	-	-	-	325	856	1,221	1,875	1,762	1,236	2,322

### Federal Regulation Requires EC Motors!

#### Energy Independence and Security Act of 2007 (H.R. 6)

Walk-Ins manufactured on or after 01/01/2009 and under 3,000 square feet in area with single phase evaporator fan motors less than 1 HP and less than 460V must be EC motors

#### Notes:

- Beacon II™ must be ordered as a system. B2/QRC/intelliGen™ is not available for 460/1/60 and 260/3/60.
- TXV = Expansion Valve; LLSV = Liquid Line Solenoid Valve; QCF = Quick Connect Fittings.
- PSC-TE Fan Motors, Stainless Steel Cabinet & Pan, Electro-fin Coils and Copper Fin Coils are available. Contact your Sales Representative or Account Engineer for more information.
- Must specify which coating at time of order entry.

# Walk-In Unit Coolers

## Low Profile

## Electric Defrost Models & Options

### When Do You Choose a Configurable Model?

- Choose when there is not a standard model listed or you want to add factory-installed options.
- When ordering a configurable model, remember to specify the voltage and fan motor type.

Bohn Standard Model	Bohn Config Model	FPI	List Price (\$US)	Bohn IntelliGen™ Config Model	Bohn IntelliGen™ Config. List Price (\$US)	Factory-Installed Options List Price Adders (\$US)						
						Electrical Options				Mechanical Options		
						Beacon II	QRC	Adj. Defrost Term. / Fan Delay	Room TSTAT	TXV	TXV & LLSV	QCF, TXV, & LLSV
<b>Electric Defrost Models with EC Motors - 208-230/1/60</b>												
LET035BEK	LET035SK	6	2,546	LET035SGK	4,600	1,559	1,559	540	325	453	771	1,424
LET040BEK	LET040SK	6	2,671	LET040SGK	4,725	1,559	1,559	540	325	453	771	1,424
LET047BEK	LET047SK	6	2,961	LET047SGK	5,015	1,559	1,559	540	325	453	771	1,424
LET065BEK	LET065SK	6	3,831	LET065SGK	5,885	1,559	1,559	540	325	453	771	1,424
LET075BEK	LET075SK	6	3,985	LET075SGK	6,039	1,559	1,559	540	325	453	771	1,424
LET090BEK	LET090SK	6	4,228	LET090SGK	6,282	1,559	1,559	540	325	453	771	1,424
LET120BEK	LET120SK	6	5,472	LET120SGK	7,526	1,559	1,559	540	325	453	771	1,424
LET140BEK	LET140SK	6	6,206	LET140SGK	8,260	1,559	1,559	540	325	453	771	1,424
LET160BEK	LET160SK	6	7,291	LET160SGK	9,345	1,559	1,559	540	325	453	771	1,424
LET180BEK	LET180SK	6	8,057	LET180SGK	10,111	1,559	1,559	540	325	453	771	1,424
LET200BEK	LET200SK	6	9,255	LET200SGK	11,309	1,559	1,559	540	325	453	771	1,424
LET240BEK	LET240SK	6	10,571	LET240SGK	12,625	1,559	1,559	540	325	856	1,221	1,875
LET280BEK	LET280SK	6	11,856	LET280SGK	13,910	1,559	1,559	540	325	856	1,221	1,875
LLE041BEK	LLE041SK	4	2,460	LLE041SGK	4,514	1,559	1,559	540	325	453	771	1,424
LLE068BEK	LLE068SK	4	4,143	LLE068SGK	6,197	1,559	1,559	540	325	453	771	1,424
LLE080BEK	LLE080SK	4	4,445	LLE080SGK	6,499	1,559	1,559	540	325	453	771	1,424
LLE102BEK	LLE102SK	4	5,424	LLE102SGK	7,478	1,559	1,559	540	325	453	771	1,424
LLE136BEK	LLE136SK	4	7,174	LLE136SGK	9,228	1,559	1,559	540	325	453	771	1,424
LLE170BEK	LLE170SK	4	9,064	LLE170SGK	11,118	1,559	1,559	540	325	453	771	1,424
LLE204BEK	LLE204SK	4	10,363	LLE204SGK	12,417	1,559	1,559	540	325	856	1,221	1,875
LLE235BEK	LLE235SK	4	11,654	LLE235SGK	13,708	1,559	1,559	540	325	856	1,221	1,875
<b>Electric Defrost Models with EC Motors - 208-230/3/60</b>												
LET035CEK	LET035SK	6	2,665	-	-	-	-	540	325	453	771	1,424
LET040CEK	LET040SK	6	2,748	-	-	-	-	540	325	453	771	1,424
LET047CEK	LET047SK	6	3,129	-	-	-	-	540	325	453	771	1,424
LET065CEK	LET065SK	6	4,117	-	-	-	-	540	325	453	771	1,424
LET075CEK	LET075SK	6	4,215	-	-	-	-	540	325	453	771	1,424
LET090CEK	LET090SK	6	4,517	-	-	-	-	540	325	453	771	1,424
LET120CEK	LET120SK	6	5,758	-	-	-	-	540	325	453	771	1,424
LET140CEK	LET140SK	6	6,515	-	-	-	-	540	325	453	771	1,424
LET160CEK	LET160SK	6	7,575	-	-	-	-	540	325	453	771	1,424
LET180CEK	LET180SK	6	8,432	-	-	-	-	540	325	453	771	1,424

### Federal Regulation Requires EC Motors! Energy Independence and Security Act of 2007 (H.R. 6)

Walk-Ins manufactured on or after 01/01/2009 and under 3,000 square feet in area with single phase evaporator fan motors less than 1 HP and less than 460V must be EC motors.

**Notes:**

- Electric Drain Pan is standard.
- Beacon II™ must be ordered as a system. B2/QRC/intelliGen™ is not available for 460/1/60 and 260/3/60.
- TXV = Expansion Valve; LLSV = Liquid Line Solenoid Valve; QCF = Quick Connect Fittings.
- PSC-TE Fan Motors, Stainless Steel Cabinet & Pan, Bronz-Glow Coils and Copper Fin Coils are available. Contact your Sales Representative or Account Engineer for more information.

## Low Profile

## Electric Defrost Models & Options

### When Do You Choose a Configurable Model?

- Choose when there is not a standard model listed or you want to add factory-installed options.
- When ordering a configurable model, remember to specify the voltage and fan motor type.

Section 1

Bohn Standard Model	Bohn Config Model	FPI	List Price (\$US)	Bohn IntelliGen™ Config Model	Bohn IntelliGen™ Config. List Price (\$US)	Factory-Installed Options List Price Adders (\$US)						
						Electrical Options				Mechanical Options		
						Beacon II	QRC	Adj. Defrost Term. / Fan Delay	Room TSTAT	TXV	TXV & LLSV	QCF, TXV, & LLSV
LET200CEK	LET200SK	6	9,543	-	-	-	-	540	325	453	771	1,424
LET240CEK	LET240SK	6	10,859	-	-	-	-	540	325	856	1,221	1,875
LET280CEK	LET280SK	6	12,296	-	-	-	-	540	325	856	1,221	1,875
LLE041CEK	LLE041SK	4	2,586	-	-	-	-	540	325	453	771	1,424
LLE068CEK	LLE068SK	4	4,311	-	-	-	-	540	325	453	771	1,424
LLE080CEK	LLE080SK	4	4,570	-	-	-	-	540	325	453	771	1,424
LLE102CEK	LLE102SK	4	5,710	-	-	-	-	540	325	453	771	1,424
LLE136CEK	LLE136SK	4	7,468	-	-	-	-	540	325	453	771	1,424
LLE170CEK	LLE170SK	4	9,352	-	-	-	-	540	325	453	771	1,424
LLE204CEK	LLE204SK	4	10,666	-	-	-	-	540	325	856	1,221	1,875
LLE235CEK	LLE235SK	4	12,019	-	-	-	-	540	325	856	1,221	1,875

### Electric Defrost Models with PSC Motors - 208-230/1/60

LET035BK	LET035SK	6	2,177	LET035SGK	4,231	1,559	1,559	540	325	453	771	1,424
LET040BK	LET040SK	6	2,302	LET040SGK	4,356	1,559	1,559	540	325	453	771	1,424
LET047BK	LET047SK	6	2,592	LET047SGK	4,646	1,559	1,559	540	325	453	771	1,424
LET065BK	LET065SK	6	3,093	LET065SGK	5,147	1,559	1,559	540	325	453	771	1,424
LET075BK	LET075SK	6	3,247	LET075SGK	5,301	1,559	1,559	540	325	453	771	1,424
LET090BK	LET090SK	6	3,490	LET090SGK	5,544	1,559	1,559	540	325	453	771	1,424
LET120BK	LET120SK	6	4,365	LET120SGK	6,419	1,559	1,559	540	325	453	771	1,424
LET140BK	LET140SK	6	5,099	LET140SGK	7,153	1,559	1,559	540	325	453	771	1,424
LET160BK	LET160SK	6	5,815	LET160SGK	7,869	1,559	1,559	540	325	453	771	1,424
LET180BK	LET180SK	6	6,581	LET180SGK	8,635	1,559	1,559	540	325	453	771	1,424
LET200BK	LET200SK	6	7,410	LET200SGK	9,464	1,559	1,559	540	325	453	771	1,424
LET240BK	LET240SK	6	8,357	LET240SGK	10,411	1,559	1,559	540	325	856	1,221	1,875
LET280BK	LET280SK	6	9,642	LET280SGK	11,696	1,559	1,559	540	325	856	1,221	1,875
LLE041BK	LLE041SK	4	2,091	LLE041SGK	4,145	1,559	1,559	540	325	453	771	1,424
LLE068BK	LLE068SK	4	3,405	LLE068SGK	5,459	1,559	1,559	540	325	453	771	1,424
LLE080BK	LLE080SK	4	3,707	LLE080SGK	5,761	1,559	1,559	540	325	453	771	1,424
LLE102BK	LLE102SK	4	4,317	LLE102SGK	6,371	1,559	1,559	540	325	453	771	1,424
LLE136BK	LLE136SK	4	5,698	LLE136SGK	7,752	1,559	1,559	540	325	453	771	1,424
LLE170BK	LLE170SK	4	7,219	LLE170SGK	9,273	1,559	1,559	540	325	453	771	1,424
LLE204BK	LLE204SK	4	8,149	LLE204SGK	10,203	1,559	1,559	540	325	856	1,221	1,875
LLE235BK	LLE235SK	4	9,440	LLE235SGK	11,494	1,559	1,559	540	325	856	1,221	1,875

### Federal Regulation Requires EC Motors! Energy Independence and Security Act of 2007 (H.R. 6)

Walk-Ins manufactured on or after 01/01/2009 and under 3,000 square feet in area with single phase evaporator fan motors less than 1 HP and less than 460V must be EC motors.

#### Notes:

- Electric Drain Pan is standard.
- Beacon II™ must be ordered as a system. B2/QRC/intelliGen™ is not available for 460/1/60 and 260/3/60.
- TXV = Expansion Valve; LLSV = Liquid Line Solenoid Valve; QCF = Quick Connect Fittings.
- PSC-TE Fan Motors, Stainless Steel Cabinet & Pan, Bronz-Glow Coils and Copper Fin Coils are available. Contact your Sales Representative or Account Engineer for more information.

## Low Profile

## Electric Defrost Models & Options

### When Do You Choose a Configurable Model?

- Choose when there is not a standard model listed or you want to add factory-installed options.
- When ordering a configurable model, remember to specify the voltage and fan motor type.

Bohn Standard Model	Bohn Config Model	FPI	List Price (\$US)	Bohn IntelliGen™ Config Model	Bohn IntelliGen™ Config. List Price (\$US)	Factory-Installed Options List Price Adders (\$US)						
						Electrical Options				Mechanical Options		
						Beacon II	QRC	Adj. Defrost Term. / Fan Delay	Room TSTAT	TXV	TXV & LLSV	QCF, TXV, & LLSV
<b>Electric Defrost Models with PSC Motors - 208-230/3/60</b>												
LET035CK	LET035SK	6	2,296	-	-	-	-	540	325	453	771	1,424
LET040CK	LET040SK	6	2,379	-	-	-	-	540	325	453	771	1,424
LET047CK	LET047SK	6	2,760	-	-	-	-	540	325	453	771	1,424
LET065CK	LET065SK	6	3,379	-	-	-	-	540	325	453	771	1,424
LET075CK	LET075SK	6	3,477	-	-	-	-	540	325	453	771	1,424
LET090CK	LET090SK	6	3,779	-	-	-	-	540	325	453	771	1,424
LET120CK	LET120SK	6	4,651	-	-	-	-	540	325	453	771	1,424
LET140CK	LET140SK	6	5,408	-	-	-	-	540	325	453	771	1,424
LET160CK	LET160SK	6	6,099	-	-	-	-	540	325	453	771	1,424
LET180CK	LET180SK	6	6,956	-	-	-	-	540	325	453	771	1,424
LET200CK	LET200SK	6	7,698	-	-	-	-	540	325	453	771	1,424
LET240CK	LET240SK	6	8,645	-	-	-	-	540	325	856	1,221	1,875
LET280CK	LET280SK	6	10,082	-	-	-	-	540	325	856	1,221	1,875
LLE041CK	LLE041SK	4	2,217	-	-	-	-	540	325	453	771	1,424
LLE068CK	LLE068SK	4	3,573	-	-	-	-	540	325	453	771	1,424
LLE080CK	LLE080SK	4	3,832	-	-	-	-	540	325	453	771	1,424
LLE102CK	LLE102SK	4	4,603	-	-	-	-	540	325	453	771	1,424
LLE136CK	LLE136SK	4	5,992	-	-	-	-	540	325	453	771	1,424
LLE170CK	LLE170SK	4	7,507	-	-	-	-	540	325	453	771	1,424
LLE204CK	LLE204SK	4	8,452	-	-	-	-	540	325	856	1,221	1,875
LLE235CK	LLE235SK	4	9,805	-	-	-	-	540	325	856	1,221	1,875
<b>Electric Defrost Models with PSC Motors - 460/1/60</b>												
LET035MK	LET035SK	6	2,478	-	-	-	-	540	325	453	771	1,424
LET040MK	LET040SK	6	2,563	-	-	-	-	540	325	453	771	1,424
LET047MK	LET047SK	6	2,944	-	-	-	-	540	325	453	771	1,424
LET065MK	LET065SK	6	3,744	-	-	-	-	540	325	453	771	1,424
LET075MK	LET075SK	6	3,843	-	-	-	-	540	325	453	771	1,424
LET090MK	LET090SK	6	4,145	-	-	-	-	540	325	453	771	1,424
LET120MK	LET120SK	6	5,200	-	-	-	-	540	325	453	771	1,424
LET140MK	LET140SK	6	5,960	-	-	-	-	540	325	453	771	1,424
LET160MK	LET160SK	6	6,834	-	-	-	-	540	325	453	771	1,424

### Federal Regulation Requires EC Motors! Energy Independence and Security Act of 2007 (H.R. 6)

Walk-Ins manufactured on or after 01/01/2009 and under 3,000 square feet in area with single phase evaporator fan motors less than 1 HP and less than 460V must be EC motors.

**Notes:**

- Electric Drain Pan is standard.
- Beacon II™ must be ordered as a system. B2/QRC/IntelliGen™ is not available for 460/1/60 and 260/3/60.
- TXV = Expansion Valve; LLSV = Liquid Line Solenoid Valve; QCF = Quick Connect Fittings.
- PSC-TE Fan Motors, Stainless Steel Cabinet & Pan, Bronz-Glow Coils and Copper Fin Coils are available. Contact your Sales Representative or Account Engineer for more information.

## Low Profile

## Electric Defrost Models & Options

### When Do You Choose a Configurable Model?

- Choose when there is not a standard model listed or you want to add factory-installed options.
- When ordering a configurable model, remember to specify the voltage and fan motor type.

Bohn Standard Model	Bohn Config Model	FPI	List Price (\$US)	Bohn IntelliGen™ Config Model	Bohn IntelliGen™ Config. List Price (\$US)	Factory-Installed Options List Price Adders (\$US)						
						Electrical Options				Mechanical Options		
						Beacon II	QRC	Adj. Defrost Term. / Fan Delay	Room TSTAT	TXV	TXV & LLSV	QCF, TXV, & LLSV
LET180MK	LET180SK	6	7,686	-	-	-	-	540	325	453	771	1,424
LET200MK	LET200SK	6	8,611	-	-	-	-	540	325	453	771	1,424
LET240MK	LET240SK	6	9,745	-	-	-	-	540	325	856	1,221	1,875
LET280MK	LET280SK	6	11,177	-	-	-	-	540	325	856	1,221	1,875
LLE041MK	LLE041SK	4	2,398	-	-	-	-	540	325	453	771	1,424
LLE068MK	LLE068SK	4	3,756	-	-	-	-	540	325	453	771	1,424
LLE080MK	LLE080SK	4	4,015	-	-	-	-	540	325	453	771	1,424
LLE102MK	LLE102SK	4	5,154	-	-	-	-	540	325	453	771	1,424
LLE136MK	LLE136SK	4	6,721	-	-	-	-	540	325	453	771	1,424
LLE170MK	LLE170SK	4	8,423	-	-	-	-	540	325	453	771	1,424
LLE204MK	LLE204SK	4	9,552	-	-	-	-	540	325	856	1,221	1,875
LLE235MK	LLE235SK	4	10,903	-	-	-	-	540	325	856	1,221	1,875

### Federal Regulation Requires EC Motors!

#### Energy Independence and Security Act of 2007 (H.R. 6)

Walk-Ins manufactured on or after 01/01/2009 and under 3,000 square feet in area with single phase evaporator fan motors less than 1 HP and less than 460V must be EC motors.

#### Notes:

- Electric Drain Pan is standard.
- Beacon II™ must be ordered as a system. B2/QRC/intelliGen™ is not available for 460/1/60 and 260/3/60.
- TXV = Expansion Valve; LLSV = Liquid Line Solenoid Valve; QCF = Quick Connect Fittings.
- PSC-TE Fan Motors, Stainless Steel Cabinet & Pan, Bronz-Glow Coils and Copper Fin Coils are available. Contact your Sales Representative or Account Engineer for more information.

## Low Profile

## Hot Gas Defrost Models & Options

### When Do You Choose a Configurable Model?

- Choose when there is not a standard model listed or you want to add factory-installed options.
- When ordering a configurable model, remember to specify the voltage and fan motor type.

Bohn Standard Model	Bohn Config Model	FPI	List Price (\$US)	Factory-Installed Options List Price Adders (\$US)				
				Drain Pan Options			Mechanical Options	Coil Options
				Electric	Hot Gas Loop	Insulated	TXV	Bronz-Glow or ElectroFin
<b>Hot Gas Defrost Models with EC Motors - 115/1/60</b>								
HGT035AEK	HGT035SK	6	2,465	No Charge	Standard	141	453	1,749
HGT040AEK	HGT040SK	6	2,640	No Charge	Standard	141	453	1,749
HGT047AEK	HGT047SK	6	3,000	No Charge	Standard	141	453	1,749
HGT065AEK	HGT065SK	6	3,698	No Charge	Standard	193	453	1,749
HGT075AEK	HGT075SK	6	4,050	No Charge	Standard	193	453	1,749
HGT090AEK	HGT090SK	6	4,427	No Charge	Standard	193	453	1,749
HGT120AEK	HGT120SK	6	5,378	No Charge	Standard	239	453	1,749
HGT140AEK	HGT140SK	6	6,258	No Charge	Standard	239	453	1,749
HGT160AEK	HGT160SK	6	6,962	No Charge	Standard	294	453	1,881
HGT180AEK	HGT180SK	6	7,809	No Charge	Standard	294	453	1,850
HGT200AEK	HGT200SK	6	8,388	No Charge	Standard	323	453	2,087
HGT240AEK	HGT240SK	6	9,940	No Charge	Standard	366	856	2,322
HGT280AEK	HGT280SK	6	11,216	No Charge	Standard	366	856	2,322
HGT041AEK	HGT041SK	4	2,567	No Charge	Standard	141	453	1,749
HGT068AEK	HGT068SK	4	4,274	No Charge	Standard	193	453	1,749
HGT080AEK	HGT080SK	4	4,522	No Charge	Standard	193	453	1,749
HGT102AEK	HGT102SK	4	5,281	No Charge	Standard	239	453	1,749
HGT136AEK	HGT136SK	4	6,898	No Charge	Standard	294	453	1,850
HGT170AEK	HGT170SK	4	8,526	No Charge	Standard	323	453	2,087
HGT204AEK	HGT204SK	4	9,983	No Charge	Standard	366	856	2,322
HGT235AEK	HGT235SK	4	11,238	No Charge	Standard	366	856	2,322
<b>Hot Gas Defrost Models with EC Motors - 208-230/1/60</b>								
HGT035BEK	HGT035SK	6	2,522	No Charge	Standard	141	453	1,749
HGT040BEK	HGT040SK	6	2,704	No Charge	Standard	141	453	1,749
HGT047BEK	HGT047SK	6	3,073	No Charge	Standard	141	453	1,749
HGT065BEK	HGT065SK	6	3,937	No Charge	Standard	193	453	1,749
HGT075BEK	HGT075SK	6	4,288	No Charge	Standard	193	453	1,749
HGT090BEK	HGT090SK	6	4,723	No Charge	Standard	193	453	1,749
HGT120BEK	HGT120SK	6	5,721	No Charge	Standard	239	453	1,749
HGT140BEK	HGT140SK	6	6,485	No Charge	Standard	239	453	1,749
HGT160BEK	HGT160SK	6	7,405	No Charge	Standard	294	453	1,881
HGT180BEK	HGT180SK	6	8,391	No Charge	Standard	294	453	1,850

### Federal Regulation Requires EC Motors! Energy Independence and Security Act of 2007 (H.R. 6)

Walk-Ins manufactured on or after 01/01/2009 and under 3,000 square feet in area with single phase evaporator fan motors less than 1 HP and less than 460V must be EC motors

#### Notes:

- Adjustable Defrost Term. / Fan Delay is standard.
- When using hot gas defrost units on 0°F degree applications and below, an insulated drain pan is required for models with hot gas drain pans.
- TXV = Expansion Valve
- PSC-TE Fan Motors, Stainless Steel Cabinet & Pan, and Copper Fin Coils are available. Contact your Sales Representative or Account Engineer for more information.
- Must specify which coating at time of order entry.

## Low Profile

## Hot Gas Defrost Models & Options

### When Do You Choose a Configurable Model?

- Choose when there is not a standard model listed or you want to add factory-installed options.
- When ordering a configurable model, remember to specify the voltage and fan motor type.

Bohn Standard Model	Bohn Config Model	FPI	List Price (\$US)	Factory-Installed Options List Price Adders (\$US)				
				Drain Pan Options			Mechanical Options	Coil Options
				Electric	Hot Gas Loop	Insulated	TXV	Bronz-Glow or ElectroFin
HGT200BEK	HGT200SK	6	8,914	No Charge	Standard	323	453	2,087
HGT240BEK	HGT240SK	6	10,682	No Charge	Standard	366	856	2,322
HGT280BEK	HGT280SK	6	12,103	No Charge	Standard	366	856	2,322
HGT041BEK	HGT041SK	4	2,631	No Charge	Standard	141	453	1,749
HGT068BEK	HGT068SK	4	4,383	No Charge	Standard	193	453	1,749
HGT080BEK	HGT080SK	4	4,651	No Charge	Standard	193	453	1,749
HGT102BEK	HGT102SK	4	5,621	No Charge	Standard	239	453	1,749
HGT136BEK	HGT136SK	4	7,331	No Charge	Standard	294	453	1,850
HGT170BEK	HGT170SK	4	9,057	No Charge	Standard	323	453	2,087
HGT204BEK	HGT204SK	4	10,606	No Charge	Standard	366	856	2,322
HGT235BEK	HGT235SK	4	11,995	No Charge	Standard	366	856	2,322
<b>Hot Gas Defrost Models with PSC Motors - 115/1/60</b>								
HGT035AK	HGT035SK	6	2,096	No Charge	Standard	141	453	1,749
HGT040AK	HGT040SK	6	2,271	No Charge	Standard	141	453	1,749
HGT047AK	HGT047SK	6	2,631	No Charge	Standard	141	453	1,749
HGT065AK	HGT065SK	6	2,960	No Charge	Standard	193	453	1,749
HGT075AK	HGT075SK	6	3,312	No Charge	Standard	193	453	1,749
HGT090AK	HGT090SK	6	3,689	No Charge	Standard	193	453	1,749
HGT120AK	HGT120SK	6	4,271	No Charge	Standard	239	453	1,749
HGT140AK	HGT140SK	6	5,151	No Charge	Standard	239	453	1,749
HGT160AK	HGT160SK	6	5,486	No Charge	Standard	294	453	1,881
HGT180AK	HGT180SK	6	6,333	No Charge	Standard	294	453	1,850
HGT200AK	HGT200SK	6	6,543	No Charge	Standard	323	453	2,087
HGT240AK	HGT240SK	6	7,726	No Charge	Standard	366	856	2,322
HGT280AK	HGT280SK	6	9,002	No Charge	Standard	366	856	2,322
HGT041AK	HGT041SK	4	2,198	No Charge	Standard	141	453	1,749
HGT068AK	HGT068SK	4	3,536	No Charge	Standard	193	453	1,749
HGT080AK	HGT080SK	4	3,784	No Charge	Standard	193	453	1,749
HGT102AK	HGT102SK	4	4,174	No Charge	Standard	239	453	1,749
HGT136AK	HGT136SK	4	5,422	No Charge	Standard	294	453	1,850
HGT170AK	HGT170SK	4	6,681	No Charge	Standard	323	453	2,087
HGT204AK	HGT204SK	4	7,769	No Charge	Standard	366	856	2,322
HGT235AK	HGT235SK	4	9,024	No Charge	Standard	366	856	2,322

### Federal Regulation Requires EC Motors!

#### Energy Independence and Security Act of 2007 (H.R. 6)

Walk-Ins manufactured on or after 01/01/2009 and under 3,000 square feet in area with single phase evaporator fan motors less than 1 HP and less than 460V must be EC motors

#### Notes:

- Adjustable Defrost Term. / Fan Delay is standard.
- When using hot gas defrost units on 0°F degree applications and below, an insulated drain pan is required for models with hot gas drain pans.
- TXV = Expansion Valve
- PSC-TE Fan Motors, Stainless Steel Cabinet & Pan, and Copper Fin Coils are available. Contact your Sales Representative or Account Engineer for more information.
- Must specify which coating at time of order entry.



## Low Profile

## Hot Gas Defrost Models & Options

### When Do You Choose a Configurable Model?

- Choose when there is not a standard model listed or you want to add factory-installed options.
- When ordering a configurable model, remember to specify the voltage and fan motor type.

Bohn Standard Model	Bohn Config Model	FPI	List Price (\$US)	Factory-Installed Options List Price Adders (\$US)				
				Drain Pan Options			Mechanical Options	Coil Options
				Electric	Hot Gas Loop	Insulated	TXV	Bronz-Glow or ElectroFin
<b>Hot Gas Defrost Models with PSC Motors - 208-230/1/60</b>								
HGT035BK	HGT035SK	6	2,152	No Charge	Standard	141	453	1,749
HGT040BK	HGT040SK	6	2,335	No Charge	Standard	141	453	1,749
HGT047BK	HGT047SK	6	2,703	No Charge	Standard	141	453	1,749
HGT065BK	HGT065SK	6	3,197	No Charge	Standard	193	453	1,749
HGT075BK	HGT075SK	6	3,548	No Charge	Standard	193	453	1,749
HGT090BK	HGT090SK	6	3,983	No Charge	Standard	193	453	1,749
HGT120BK	HGT120SK	6	4,613	No Charge	Standard	239	453	1,749
HGT140BK	HGT140SK	6	5,376	No Charge	Standard	239	453	1,749
HGT160BK	HGT160SK	6	5,926	No Charge	Standard	294	453	1,881
HGT180BK	HGT180SK	6	6,912	No Charge	Standard	294	453	1,850
HGT200BK	HGT200SK	6	7,066	No Charge	Standard	323	453	2,087
HGT240BK	HGT240SK	6	8,463	No Charge	Standard	366	856	2,322
HGT280BK	HGT280SK	6	9,884	No Charge	Standard	366	856	2,322
HGT041BK	HGT041SK	4	2,261	No Charge	Standard	141	453	1,749
HGT068BK	HGT068SK	4	3,644	No Charge	Standard	193	453	1,749
HGT080BK	HGT080SK	4	3,911	No Charge	Standard	193	453	1,749
HGT102BK	HGT102SK	4	4,511	No Charge	Standard	239	453	1,749
HGT136BK	HGT136SK	4	5,851	No Charge	Standard	294	453	1,850
HGT170BK	HGT170SK	4	7,209	No Charge	Standard	323	453	2,087
HGT204BK	HGT204SK	4	8,386	No Charge	Standard	366	856	2,322
HGT235BK	HGT235SK	4	9,775	No Charge	Standard	366	856	2,322
<b>Hot Gas Defrost Models with PSC Motors - 460/1/60</b>								
-	HGT035SK	6	2,338	No Charge	Standard	141	453	1,749
-	HGT040SK	6	2,518	No Charge	Standard	141	453	1,749
-	HGT047SK	6	2,893	No Charge	Standard	141	453	1,749
-	HGT065SK	6	3,570	No Charge	Standard	193	453	1,749
-	HGT075SK	6	3,920	No Charge	Standard	193	453	1,749
-	HGT090SK	6	4,356	No Charge	Standard	193	453	1,749
-	HGT120SK	6	5,169	No Charge	Standard	239	453	1,749
-	HGT140SK	6	5,933	No Charge	Standard	239	453	1,749
-	HGT160SK	6	6,676	No Charge	Standard	294	453	1,881
-	HGT180SK	6	7,657	No Charge	Standard	294	453	1,850

### Federal Regulation Requires EC Motors! Energy Independence and Security Act of 2007 (H.R. 6)

Walk-Ins manufactured on or after 01/01/2009 and under 3,000 square feet in area with single phase evaporator fan motors less than 1 HP and less than 460V must be EC motors

**Notes:**

- Adjustable Defrost Term. / Fan Delay is standard.
- When using hot gas defrost units on 0°F degree applications and below, an insulated drain pan is required for models with hot gas drain pans.
- TXV = Expansion Valve
- PSC-TE Fan Motors, Stainless Steel Cabinet & Pan, and Copper Fin Coils are available. Contact your Sales Representative or Account Engineer for more information.
- Must specify which coating at time of order entry.

## Low Profile

## Hot Gas Defrost Models & Options

### When Do You Choose a Configurable Model?

- Choose when there is not a standard model listed or you want to add factory-installed options.
- When ordering a configurable model, remember to specify the voltage and fan motor type.

Bohn Standard Model	Bohn Config Model	FPI	List Price (\$US)	Factory-Installed Options List Price Adders (\$US)				
				Drain Pan Options			Mechanical Options	Coil Options
				Electric	Hot Gas Loop	Insulated	TXV	Bronz-Glow or ElectroFin
-	HGT200SK	6	7,997	No Charge	Standard	323	453	2,087
-	HGT240SK	6	9,586	No Charge	Standard	366	856	2,322
-	HGT280SK	6	11,008	No Charge	Standard	366	856	2,322
-	HGT041SK	4	2,405	No Charge	Standard	141	453	1,749
-	HGT068SK	4	3,925	No Charge	Standard	193	453	1,749
-	HGT080SK	4	4,190	No Charge	Standard	193	453	1,749
-	HGT102SK	4	4,932	No Charge	Standard	239	453	1,749
-	HGT136SK	4	6,406	No Charge	Standard	294	453	1,850
-	HGT170SK	4	7,906	No Charge	Standard	323	453	2,087
-	HGT204SK	4	9,221	No Charge	Standard	366	856	2,322
-	HGT235SK	4	10,610	No Charge	Standard	366	856	2,322

### Federal Regulation Requires EC Motors!

#### Energy Independence and Security Act of 2007 (H.R. 6)

Walk-Ins manufactured on or after 01/01/2009 and under 3,000 square feet in area with single phase evaporator fan motors less than 1 HP and less than 460V must be EC motors

#### Notes:

- Adjustable Defrost Term. / Fan Delay is standard.
- When using hot gas defrost units on 0°F degree applications and below, an insulated drain pan is required for models with hot gas drain pans.
- TXV = Expansion Valve
- PSC-TE Fan Motors, Stainless Steel Cabinet & Pan, and Copper Fin Coils are available. Contact your Sales Representative or Account Engineer for more information.
- Must specify which coating at time of order entry.

## Low Profile

## Hot Gas Reverse Cycle Kits

### Need a Hot Gas Reverse Cycle Kit?

Use the instructions below to help select the appropriate kit. Still need help? Please contact your local Sales Representative or Account Engineer for assistance.

#### Selection Instructions:

1. Decide if kits are to be shipped-loose or factory-installed.
2. Select the correct TXV bypass kit based on unit model number and TXV style. Selections for units with the electric drain pan option are finished. For units with the standard hot gas drain pan, please proceed with instructions 3 and 4.
3. Select the appropriate drain pan and suction-line check valve kits based on unit model number. Drain pan and suction-line check valves and piping can be supplied by others but are necessary to complete the piping.
4. If room temperature is 0°F or below, please select an insulated drain pan as a factory-installed option. Selection for hot gas pan unit is finished.

#### When placing an order, please specify:

- Unit model number
- Drain pan type (hot gas or electric). If ordering hot gas pan, indicate whether unit is to have insulated pan.
- Reverse cycle kit option codes or part numbers. If ordering factory-mounted kits, please specify TXV style, refrigerant, saturated suction temperature (SST) and liquid temperature.

### TXV Bypass Assembly Kits

Bohn Hot Gas Models		Factory-Installed			List Price Adder (\$US)	Shipped-Loose			List Price (\$US)
		Type EG	Type HFESC	Type SQE/SBF		Type EG	Type HFESC	Type SQE/SBF	
6 FPI	4 FPI	Option Code	Option Code	Option Code		Part Number	Part Number	Part Number	
035 - 075	041 - 080	RCBP.EG-1	RCBP.HF-1	RCBP.SQ-1	1,272	50169213	50169216	50169210	176
090 - 160	102 - 204	RCBP.EG-2	RCBP.HF-2	RCBP.SQ-2	1,272	50169214	50169217	50169211	176
180 - 280	235	RCBP.EG-3	RCBP.HF-3	RCBP.SQ-3	1,272	50169215	50169218	50169212	176

#### Notes:

- Factory-Installed Kits include the TXV price. Customer must specify valve model, refrigerant and SST on order.
- Shipped-Loose Kits do NOT include the TXV price.

### Check Valve Kits

Only available for models with the standard hot gas loop drain pan.

Bohn Hot Gas Models		Drain Pan Loop Check Valve Kit				Suction Line Check Valve Kit			
		Factory-Installed		Shipped-Loose		Factory-Installed		Shipped-Loose	
6 FPI	4 FPI	Option Code	List Price Adder (\$US)	Part Number	List Price (\$US)	Option Code	List Price Adder (\$US)	Part Number	List Price (\$US)
035 - 065	041	DPLC.CV-1	865	50169304	165	SLCV.CV-1	954	50169604	262
075 - 140	068 - 102	DPLC.CV-2	865	50169305	165	SLCV.CV-2	954	50169605	262
160 - 280	136 - 235	DPLC.CV-3	865	50169306	165	SLCV.CV-3	954	50169606	262

#### Notes:

- It is recommended that the customer order both check valve kits.
- Shipped-Loose Kits do NOT include the valve prices.
- The drain pan check valve kit can be ordered as an independent item, but the suction-line check valve kit must be ordered with the drain pan check valve kit in order to complete the piping

## Low Profile

## Hot Gas 3-Pipe Kits

## Need a Hot Gas 3-Pipe Kit?

Use the instructions below to help select the appropriate kit. Still need help? Please contact your local Sales Representative or Account Engineer for assistance.

## Selection Instructions:

1. Decide if kits are to be shipped-loose or factory-installed.
2. Select the appropriate 3-pipe kits based on unit model number. Drain pan loop check valve and piping can be supplied by others but are necessary to complete the piping.
3. If room temperature is 0°F or below, please select an insulated drain pan as a factory-installed option. Selection for hot gas pan unit is finished.

## When placing an order, please specify:

- Unit model number
- Drain pan type (hot gas or electric). If ordering hot gas pan, indicate whether unit is to have insulated pan.
- 3-Pipe kit option codes or part numbers. If ordering factory-mounted kits, please specify TXV style, refrigerant, saturated suction temperature (SST) and liquid temperature.

## TXV Bypass Assembly Kits

Bohn Hot Gas Models		Factory-Installed			List Price Adder (\$US)	Shipped-Loose			List Price (\$US)
		Type EG	Type HFESC	Type SQE/SBF		Type EG	Type HFESC	Type SQE/SBF	
6 FPI	4 FPI	Option Code	Option Code	Option Code		Part Number	Part Number	Part Number	
035 - 075	041 - 080	PIPEG-1	PIPHF-1	PIPSQ-1	1,218	50169413	50169416	50169410	128
090 - 160	102 - 204	PIPEG-2	PIPHF-2	PIPSQ-2	1,218	50169414	50169417	50169411	128
180 - 280	235	PIPEG-3	PIPHF-3	PIPSQ-3	1,218	50169415	50169418	50169412	128

## Notes:

- Factory-Installed Kits include the TXV price. Customer must specify valve model, refrigerant and SST on order.
- Shipped-Loose Kits do NOT include the TXV price.

## Check Valve Kits

Only available for models with the standard hot gas loop drain pan.

Bohn Hot Gas Models		Drain Pan Loop Check Valve Kit			
		Factory-Installed		Shipped - Loose	
6 FPI	4 FPI	Option Code	List Price Adder (\$US)	Part Number	List Price (\$US)
035 - 065	041	PIPCV.CV-1	865	50169504	159
075 - 140	068 - 102	PIPCV.CV-2	865	50169505	159
160 - 280	136 - 235	PIPCV.CV-3	865	50169506	159

## Notes:

- Shipped-Loose Kits do NOT include the valve prices.

## Low Profile

## Shipped-Loose Accessories

A wide range of shipped-loose accessories are available to order. Can't Find Something or need help selecting the appropriate accessory for your unit? Please contact your local Sales Representative or Account Engineer for assistance.

Part Number	Description	List Price (\$US)	Notes
<b>Room Thermostats</b>			
2891040	Room Thermostat	309	-
28963301	Electronic Room Thermostat	502	-
<b>Defrost Controls</b>			
4267W	Adjustable Defrost Control / Fan Delay Switch	289	-
21340101	Defrost Timer (60 Hz)	362	-
5505-R	30-Amp Contactor	387	Use as fan or heater contactor
<b>Check Valves</b>			
4146T	5/8" Suction Line Check Valve	104	-
5890C	7/8" Suction Line Check Valve	217	-
5889C	1 1/8" Suction Line Check Valve	423	-
2933022	1 3/8" Suction Line Check Valve	874	-
<b>Drain Line Heaters</b>			
5508Q	6 ft. Drain Line heater (208-230V, 42 Watts)	157	-
5594P	12 ft. Drain Line heater (208-230V, 84 Watts)	171	-
5595P	18 ft. Drain Line heater (208-230V, 126 Watts)	203	-
5596P	36 ft. Drain Line heater (208-230V, 252 Watts)	311	-
5597P	60 ft. Drain Line heater (208-230V, 420 Watts)	573	-
<b>Heat Exchangers</b>			
24200004	Heat Exchanger used on 035 - 047 (6FPI) and 041 - 068 (4FPI) Electric & Hot Gas Defrost Models	257	3/8" Liquid Connection OD, 5/8" Suction Connection OD, 14" Length, 2lbs Approx. Ship Wt.
24200005	Heat Exchanger used on 065 - 094 (6FPI) and 080 - 105 (4FPI) Electric & Hot Gas Defrost Models	282	3/8" Liquid Connection OD, 7/8" Suction Connection OD, 14" Length, 2lbs Approx. Ship Wt.
24200006	Heat Exchanger used on 120 - 140 (6FPI) and 136 - 139 (4FPI) Electric & Hot Gas Defrost Models	303	1/2" Liquid Connection OD, 7/8" Suction Connection OD, 11" Length, 2lbs Approx. Ship Wt.
24200007	Heat Exchanger used on 160 - 180 (6FPI) and 170 - 174 (4FPI) Electric & Hot Gas Defrost Models	329	1/2" Liquid Connection OD, 1-1/8" Suction Connection OD, 14" Length, 2lbs Approx. Ship Wt.
24200008	Heat Exchanger used on 200 - 280 (6FPI) and 204 - 235 (4FPI) Electric & Hot Gas Defrost Models	552	5/8" Liquid Connection OD, 1-3/8" Suction Connection OD, 14" Length, 3lbs Approx. Ship Wt.

### Expansion Valves (TXV)

When placing order, please specify refrigerant type, saturated suction temperature (SST), liquid temperature, and room temperature.

Part Number	List Price (\$US)	Capacity Range (BTUH)
TXV024	359	24,000 BTUH and under
TXV036	359	24,000 BTUH to 36,000 BTUH
TXV060	583	36,000 BTUH to 60,000 BTUH


### Liquid-line Solenoid Valves (LLSV)

Part Number	List Price (\$US)	Size	Capacity Range (R-404A)	
			Medium Temperature Application (BTUH)	Low Temperature Application (BTUH)
29318013	371	3/8	12,000 BTUH and under	11,000 BTUH and under
4502Z	371	3/8	12,000 BTUH to 24,000 BTUH	11,000 BTUH to 21,000 BTUH
29318011	371	3/8	24,000 BTUH to 44,000 BTUH	21,000 BTUH to 38,000 BTUH
29318012	371	1/2	36,000 BTUH to 51,000 BTUH	31,000 BTUH to 44,000 BTUH

## Low Flow

## Overview

Section 1



### Product Description

Low Flow unit coolers, available in air, electric, and hot gas defrost, are ideal for meat storage and preparation rooms, floral coolers, dough retarding and many other applications requiring low air velocities and low sound levels. With low velocity unit coolers, high humidities can be maintained to prevent product drying and weight loss. These units are ideal for any type of workroom where human comfort is important. Opting for EC motors makes this product qualified to be included in the **E Solutions™** product portfolio because of increased energy efficiency and cost savings.

### Certifications



### Standard Features

#### Ease of Installation & Service

- All factory installed electrical components are wired to a terminal board in the junction box making field wiring quick and easy
- Access port on the suction connection allows superheat to be easily and accurately set
- Motors are factory-wired to unit junction box for fast installation

#### Reliable & Durable

- Rust-free, all-aluminum white case with louvered intake grille for attractive appearance
- Sweat-type cooling coil connections reduce the potential for leaks
- Nickel-steel alloy heaters provide a positive defrost and have long life
- Hot gas models use inner drain pans with low-wattage electric heaters. This eliminates the braze joints and tubing associated with hot gas drain pan loops

#### Performance

- Statically and dynamically balanced fans are designed for quiet air movement
- Electric defrost coils have a hermetically sealed defrost termination thermostat that does not require adjustment. Hot gas defrost units are available with an optional adjustable defrost termination thermostat (shipped-loose accessory).
- Cross-fin cooling coils with corrugated aluminum fins spaced 6 FPI & 3/8" OD staggered copper tubes provide optimum heat transfer and reduce the amount of refrigerant required
- Generous coil surface helps to maintain steady room temperature and minimize product shrinkage
- All models use inner drain pans to reduce sweating
- Thermal overload protected motors are resiliently mounted inside the unit to assure minimum noise level

#### Versatile

- Inlet connection allows for external mounting of TXV

### Nomenclature

LO	070	A	E
Model Series	Capacity	Electrical Code	Vintage
LO = Low flow, air defrost LOD = Low flow, electric defrost LOG = Low flow, hot gas defrost	# x 100 = BTUH	A = 115/1/60 B = 208-230/1/60 AH = 115/1/60 (PSC) BH = 208-230/1/60 (PSC) MH = 460/1/60 (PSC) AE = 115/1/60 (EC) BE = 208-230/1/60 (EC) S = Configurable	

## Low Flow

## Air Defrost Models & Options

### When Do You Choose a Configurable Model?

- Choose when there is not a standard model listed or you want to add factory-installed options.
- When ordering a configurable model, remember to specify the voltage and fan motor type.

Bohn Standard Model	Bohn Config Model	List Price (\$US)	Factory-Installed Options List Price Adders (\$US)	
			Coil Options	
			BohnGuard™ Fin Protection	Bronz-Glow or ElectroFin
<b>Air Defrost Models with EC Motors - 115/1/60</b>				
-	LO070SE	5,997	2,303	2,667
-	LO087SE	6,279	2,303	2,766
-	LO118SE	7,397	2,303	3,486
-	LO125SE	7,849	2,303	3,486
-	LO150SE	8,295	2,303	3,690
-	LO165SE	9,150	2,303	3,690
-	LO189SE	10,009	2,787	4,252
-	LO225SE	10,828	2,787	4,786
-	LO266SE	11,654	2,787	5,382
<b>Air Defrost Models with EC Motors - 208-230/1/60</b>				
-	LO070SE	6,189	2,303	2,667
-	LO087SE	6,465	2,303	2,766
-	LO118SE	7,583	2,303	3,486
-	LO125SE	8,039	2,303	3,486
-	LO150SE	8,492	2,303	3,690
-	LO165SE	9,340	2,303	3,690
-	LO189SE	10,192	2,787	4,252
-	LO225SE	11,017	2,787	4,786
-	LO266SE	11,840	2,787	5,382
<b>Air Defrost Models with PSC Motors - 115/1/60</b>				
LO070AE	LO070SE	5,129	2,303	2,667
LO087AE	LO087SE	5,411	2,303	2,766
LO118AE	LO118SE	6,529	2,303	3,486
LO125AE	LO125SE	6,981	2,303	3,486
LO150AE	LO150SE	7,427	2,303	3,690
LO165AE	LO165SE	8,282	2,303	3,690
LO189AE	LO189SE	8,755	2,787	4,252
LO225AE	LO225SE	9,574	2,787	4,786
LO266AE	LO266SE	10,400	2,787	5,382

### Federal Regulation Requires EC Motors! Energy Independence and Security Act of 2007 (H.R. 6)

Walk-Ins manufactured on or after 01/01/2009 and under 3,000 square feet in area with single phase evaporator fan motors less than 1 HP and less than 460V must be EC motors.

**Notes:**

- Copper Fin Coils are available. Contact your Sales Representative or Account Engineer for more information.
- Must specify which coating at time of order entry.

## Low Flow

## Air Defrost Models & Options

### When Do You Choose a Configurable Model?

- Choose when there is not a standard model listed or you want to add factory-installed options.
- When ordering a configurable model, remember to specify the voltage and fan motor type.

Bohn Standard Model	Bohn Config Model	List Price (\$US)	Factory-Installed Options List Price Adders (\$US)	
			Coil Options	
			BohnGuard™ Fin Protection	Bronz-Glow or ElectroFin
<b>Air Defrost Models with PSC Motors - 208-230/1/60</b>				
LO070BE	LO070SE	5,321	2,303	2,667
LO087BE	LO087SE	5,597	2,303	2,766
LO118BE	LO118SE	6,715	2,303	3,486
LO125BE	LO125SE	7,171	2,303	3,486
LO150BE	LO150SE	7,624	2,303	3,690
LO165BE	LO165SE	8,472	2,303	3,690
LO189BE	LO189SE	8,938	2,787	4,252
LO225BE	LO225SE	9,761	2,787	4,786
LO266BE	LO266SE	10,586	2,787	5,382

### Federal Regulation Requires EC Motors!

#### Energy Independence and Security Act of 2007 (H.R. 6)

Walk-Ins manufactured on or after 01/01/2009 and under 3,000 square feet in area with single phase evaporator fan motors less than 1 HP and less than 460V must be EC motors.

#### Notes:

- Copper Fin Coils are available. Contact your Sales Representative or Account Engineer for more information.
- Must specify which coating at time of order entry.



## Low Flow

## Electric Defrost Models & Options

### When Do You Choose a Configurable Model?

- Choose when there is not a standard model listed or you want to add factory-installed options.
- When ordering a configurable model, remember to specify the voltage and fan motor type.

Bohn Standard Model	Bohn Config Model	List Price (\$US)	Factory-Installed Options List Price Adders (\$US)	
			Electrical Options	Coil Options
			Fixed Defrost Term. Thermostat	Bronz-Glow
<b>Electric Defrost Models with EC Motors - 208-230/1/60</b>				
LOD070AE	LOD070SE	6,543	Standard	2,667
LOD087AE	LOD087SE	7,261	Standard	2,667
LOD118AE	LOD118SE	8,946	Standard	3,486
LOD125AE	LOD125SE	9,186	Standard	3,486
LOD150AE	LOD150SE	9,393	Standard	3,690
LOD165AE	LOD165SE	10,846	Standard	3,690
LOD189AE	LOD189SE	11,346	Standard	4,252
LOD225AE	LOD225SE	12,601	Standard	4,786
LOD266AE	LOD266SE	13,256	Standard	5,382
<b>Electric Defrost Models with PSC Motors - 208-230/1/60</b>				
LOD070BE	LOD070SE	5,675	Standard	2,667
LOD087BE	LOD087SE	6,393	Standard	2,667
LOD118BE	LOD118SE	8,078	Standard	3,486
LOD125BE	LOD125SE	8,318	Standard	3,486
LOD150BE	LOD150SE	8,525	Standard	3,690
LOD165BE	LOD165SE	9,978	Standard	3,690
LOD189BE	LOD189SE	10,090	Standard	4,252
LOD225BE	LOD225SE	11,348	Standard	4,786
LOD266BE	LOD266SE	12,001	Standard	5,382

### Federal Regulation Requires EC Motors! Energy Independence and Security Act of 2007 (H.R. 6)

Walk-Ins manufactured on or after 01/01/2009 and under 3,000 square feet in area with single phase evaporator fan motors less than 1 HP and less than 460V must be EC motors.

**Notes:**

- Electric Drain Pan is standard on electric defrost models.
- Copper Fin Coils are available. Contact your Sales Representative or Account Engineer for more information.

## Low Flow

## Hot Gas Defrost Models & Options

### When Do You Choose a Configurable Model?

- Choose when there is not a standard model listed or you want to add factory-installed options.
- When ordering a configurable model, remember to specify the voltage and fan motor type.

Bohn Standard Model	Bohn Config Model	List Price (\$US)	Factory-Installed Options
			List Price Adders (\$US)
			Coil Options
Bronz-Glow			
<b>Hot Gas Defrost Models with EC Motors - 115/1/60</b>			
-	LOG070SE	6,433	2,667
-	LOG087SE	7,149	2,667
-	LOG118SE	8,832	3,486
-	LOG125SE	9,070	3,486
-	LOG150SE	9,284	3,690
-	LOG165SE	10,727	3,690
-	LOG189SE	11,231	4,252
-	LOG225SE	12,486	4,786
-	LOG266SE	13,141	5,382
<b>Hot Gas Defrost Models with EC Motors - 208-230/1/60</b>			
-	LOG070SE	6,622	2,667
-	LOG087SE	7,336	2,667
-	LOG118SE	9,020	3,486
-	LOG125SE	9,257	3,486
-	LOG150SE	9,471	3,690
-	LOG165SE	10,924	3,690
-	LOG189SE	11,419	4,252
-	LOG225SE	12,678	4,786
-	LOG266SE	13,334	5,382
<b>Hot Gas Defrost Models with PSC Motors - 115/1/60</b>			
LOG070AE	LOG070SE	5,565	2,667
LOG087AE	LOG087SE	6,281	2,667
LOG118AE	LOG118SE	7,964	3,486
LOG125AE	LOG125SE	8,202	3,486
LOG150AE	LOG150SE	8,416	3,690
LOG165AE	LOG165SE	9,859	3,565
LOG189AE	LOG189SE	9,975	4,252
LOG225AE	LOG225SE	11,233	4,786
LOG266AE	LOG266SE	11,886	5,382

### Need a Reverse Cycle Kit?

Look on page 40 for the available kits in the Shipped-Loose Accessories.

### Federal Regulation Requires EC Motors! Energy Independence and Security Act of 2007 (H.R. 6)

Walk-Ins manufactured on or after 01/01/2009 and under 3,000 square feet in area with single phase evaporator fan motors less than 1 HP and less than 460V must be EC motors.

#### Notes:

- Electric Drain Pan is standard on hot gas defrost models. Hot gas loop not available.
- Copper Fin Coils are available. Contact your Sales Representative or Account Engineer for more information.

## Low Flow

## Hot Gas Defrost Models & Options

### When Do You Choose a Configurable Model?

- Choose when there is not a standard model listed or you want to add factory-installed options.
- When ordering a configurable model, remember to specify the voltage and fan motor type.

Bohn Standard Model	Bohn Config Model	List Price (\$US)	Factory-Installed Options
			List Price Adders (\$US)
			Coil Options
<b>Bronz-Glow</b>			
<b>Hot Gas Defrost Models with PSC Motors - 208-230/1/60</b>			
LOG070BE	LOG070SE	5,754	2,667
LOG087BE	LOG087SE	6,468	2,667
LOG118BE	LOG118SE	8,152	3,486
LOG125BE	LOG125SE	8,389	3,486
LOG150BE	LOG150SE	8,603	3,565
LOG165BE	LOG165SE	10,056	3,690
LOG189BE	LOG189SE	10,165	4,252
LOG225BE	LOG225SE	11,423	4,786
LOG266BE	LOG266SE	12,078	5,382

### Need a Reverse Cycle Kit?

Look on page 40 for the available kits in the Shipped-Loose Accessories.

### Federal Regulation Requires EC Motors! Energy Independence and Security Act of 2007 (H.R. 6)

Walk-Ins manufactured on or after 01/01/2009 and under 3,000 square feet in area with single phase evaporator fan motors less than 1 HP and less than 460V must be EC motors.

**Notes:**

- Electric Drain Pan is standard on hot gas defrost models. Hot gas loop not available.
- Copper Fin Coils are available. Contact your Sales Representative or Account Engineer for more information.

## Low Flow

## Shipped-Loose Accessories

Can't Find Something or need help selecting the appropriate accessory for your unit? Please contact your local Sales Representative or Account Engineer for assistance.

Part Number	Description	List Price (\$US)	Notes
<b>Room Thermostats</b>			
2891040	Room Thermostat	309	-
28963301	Electronic Room Thermostat	502	-
<b>Defrost Controls</b>			
4267W	Adjustable Defrost Control / Fan Delay Switch	289	-
<b>Check Valves</b>			
5890C	7/8" Suction Line Check Valve	217	-
<b>Drain Line Heaters</b>			
5508Q	6 ft. Drain Line Heater (208-230V, 42 Watts)	157	-
5594P	12 ft. Drain Line Heater (208-230V, 84 Watts)	171	-
5595P	18 ft. Drain Line Heater (208-230V, 126 Watts)	203	-
5596P	36 ft. Drain Line Heater (208-230V, 252 Watts)	311	-
5597P	60 ft. Drain Line Heater (208-230V, 420 Watts)	573	-
<b>Air Filters</b>			
89900801	Air Filters	405	Use on Models LO/LOD/LOG 070-125
89900802	Air Filters	338	Use on Models LO/LOD/LOG 150-225
89900803	Air Filters	338	Use on Models LO/LOD/LOG 266
<b>Heat Exchangers</b>			
24200005	Heat Exchanger used on 070 - 118 Electric & Hot Gas Defrost Models	282	3/8" Liquid Connection OD, 7/8" Suction Connection OD, 14" Length, 2lbs Approx. Ship Wt.
24200006	Heat Exchanger used on 125 - 165 Electric & Hot Gas Defrost Models	303	1/2" Liquid Connection OD, 7/8" Suction Connection OD, 11" Length, 2lbs Approx. Ship Wt.
24200006	Heat Exchanger used on 125 - 165 Electric & Hot Gas Defrost Models	303	1/2" Liquid Connection OD, 7/8" Suction Connection OD, 11" Length, 2lbs Approx. Ship Wt.
24200007	Heat Exchanger used on 189 - 225 Electric & Hot Gas Defrost Models	329	1/2" Liquid Connection OD, 1-1/8" Suction Connection OD, 14" Length, 2lbs Approx. Ship Wt.
24200008	Heat Exchanger used on 266 Electric & Hot Gas Defrost Models	552	5/8" Liquid Connection OD, 1-3/8" Suction Connection OD, 14" Length, 3lbs Approx. Ship Wt.

### Expansion Valves (TXV)

When placing order, please specify refrigerant type, saturated suction temperature (SST), liquid temperature, and room temperature.

Part Number	List Price (\$US)	Capacity Range (BTUH)
TXV024	359	24,000 BTUH and under
TXV036	359	24,000 BTUH to 36,000 BTUH
TXV060	583	36,000 BTUH to 60,000 BTUH

### Hot Gas Reverse Cycle Kits (Hot Gas Models Only)

- Electric pan is standard on all hot gas models. Hot gas loop not available.
- Kits includes one check valve and piping for liquid bypass around expansion valve and instructions for field installation.


Bohn Models Used On	TXV Bypass Kits	
	Part Number	List Price (\$US)
LOG070 - LOG225	89900901	332
LOG266	89901001	561

### Liquid-line Solenoid Valves (LLSV)

Part Number	List Price (\$US)	Size	Capacity Range (R-404A)
			Medium Temperature Application (BTUH)
29318013	371	3/8	12,000 BTUH and under
4502Z	371	3/8	12,000 BTUH to 24,000 BTUH
29318011	371	3/8	24,000 BTUH to 44,000 BTUH
29318012	371	1/2	36,000 BTUH to 51,000 BTUH
5766Y	371	1/2	51,000 BTUH to 72,000 BTUH

## Low Velocity Center Mount

## Overview



### Product Description

The low velocity center mount units, available in air, electric, and hot gas defrost, are ideal for floral storage, fresh fruit and vegetables, dough retarding, fresh meat storage and preparations, and many other applications. The low air flow and quiet fans are classically suited for work room applications. The generous coil surface combined with close T.D. system balance provides high humidity characteristics to minimize product shrinkage and drying. Opting for EC motors or the Beacon II™ Refrigeration System makes this product qualified to be included in the **E Solutions™** product portfolio because of increased energy efficiency and cost savings.

### Certifications



### Standard Features

#### Ease of Installation & Service

- Liquid line solenoid wire harness is factory-installed for quick installation
- All electrical components factory wired to terminal board and identified, making it easy to field wire the unit
- Cabinet design features access panels on each end for easy access to electrical and refrigeration components
- Fan panel is lightweight and can easily be lowered for easy servicing and installation
- Expansion valve mounts inside the cabinet

#### Reliable & Durable

- Heavy gauge grained aluminum cabinet cleans easily and looks attractive
- Stainless steel screws prevent rust streaks
- Wire fan guards with PVC coating for durability
- Sweat connections to reduce potential for leaks
- Coils are dehydrated and sealed at the factory
- Double drain pan eliminates drain pan sweating
- Motor rail is design for maximum strength and durability

#### Performance

- Internally enhanced tubing and fin design for higher efficiency
- Electric defrost models incorporate high quality tubular heaters and a standard fixed defrost termination thermostat
- Hot gas defrost models come with a shipped-loose adjustable fan delay and defrost termination thermostat
- Motors are life lubricated and thermal overload protected

#### Versatile

- Low height makes it ideal for low ceiling coolers - larger models are only 15 inches tall, allowing for maximum headroom and more product storage
- Unit designed to be mounted flush against the ceiling or suspended on rods

### Nomenclature

WK	100	A	G	C
Model Series	Capacity	Electrical Code	Control Option	Vintage
<b>WK</b> = Low Velocity Center Mount, air defrost <b>WKE</b> = Low Velocity Center Mount, electric defrost <b>WKG</b> = Low Velocity Center Mount, hot gas defrost	# x 100 = BTUH	<b>A</b> =115/1/60 <b>B</b> = 208-230/1/60 <b>AE</b> = 115/1/60 (EC) <b>BE</b> = 208-230/1/60 (EC) <b>S</b> =Configurable	<b>G</b> = IntelliGen™ <small>*only available on Air and Electric Defrost Models</small>	

IntelliGen™ only available for 115/1 and 208-230/1 voltages.

## Low Velocity Center Mount

## Air Defrost Models & Options

### When Do You Choose a Configurable Model?

- Choose when there is not a standard model listed or you want to add factory-installed options.
- When ordering a configurable model, remember to specify the voltage and fan motor type.

Bohn Standard Model	Bohn Config Model	List Price (\$US)	Bohn IntelliGen™ Config Model	Bohn IntelliGen™ Config. List Price (\$US)	Factory-Installed Options List Price Adders (\$US)							
					Electrical Options		Mechanical Options			Coil Options		
					Beacon II	Room TSTAT	TXV	TXV & LLSV	QCF, TXV, & LLSV	Bohn-Guard™ Fin Protection	Bronz-Glow or ElectroFin	BohnKote™
<b>Air Defrost Models with EC Motors - 115/1/60</b>												
WK050AEC	WK050SC	3,915	WK050SGC	5,969	1,559	325	583	900	1,561	1,114	2,230	1,274
WK075AEC	WK075SC	4,535	WK075SGC	6,589	1,559	325	583	900	1,561	1,114	2,230	1,274
WK100AEC	WK100SC	5,560	WK100SGC	7,614	1,559	325	583	900	1,561	1,643	2,230	1,838
WK130AEC	WK130SC	6,481	WK130SGC	8,535	1,559	325	583	900	1,561	1,643	3,632	1,838
WK155AEC	WK155SC	7,241	WK155SGC	9,295	1,559	325	583	900	1,561	1,643	3,632	1,838
WK180AEC	WK180SC	8,871	WK180SGC	10,925	1,559	325	583	900	1,561	2,239	3,632	1,838
WK210AEC	WK210SC	10,052	WK210SGC	12,106	1,559	325	583	900	-	2,608	4,317	2,870
WK270AEC	WK270SC	11,008	WK270SGC	13,062	1,559	325	583	900	-	2,608	4,317	2,870
WK340AEC	WK340SC	14,120	WK340SGC	16,174	1,559	325	955	1,383	-	3,540	5,001	3,679
<b>Air Defrost Models with EC Motors - 208-230/1/60</b>												
WK050BEC	WK050SC	4,124	WK050SGC	6,178	1,559	325	583	900	1,561	1,114	2,230	1,274
WK075BEC	WK075SC	4,781	WK075SGC	6,835	1,559	325	583	900	1,561	1,114	2,230	1,274
WK100BEC	WK100SC	5,844	WK100SGC	7,898	1,559	325	583	900	1,561	1,643	2,230	1,838
WK130BEC	WK130SC	6,825	WK130SGC	8,879	1,559	325	583	900	1,561	1,643	3,632	1,838
WK155BEC	WK155SC	7,628	WK155SGC	9,682	1,559	325	583	900	1,561	1,643	3,632	1,838
WK180BEC	WK180SC	9,332	WK180SGC	11,386	1,559	325	583	900	1,561	2,239	3,632	1,838
WK210BEC	WK210SC	10,564	WK210SGC	12,618	1,559	325	583	900	-	2,608	4,317	2,870
WK270BEC	WK270SC	11,573	WK270SGC	13,627	1,559	325	583	900	-	2,608	4,317	2,870
WK340BEC	WK340SC	14,847	WK340SGC	16,901	1,559	325	955	1,383	-	3,540	5,001	3,679
<b>Air Defrost Models with PSC Motors - 115/1/60</b>												
WK050AC	WK050SC	3,522	WK050SGC	5,576	1,559	325	583	900	1,561	1,114	2,230	1,274
WK075AC	WK075SC	4,142	WK075SGC	6,196	1,559	325	583	900	1,561	1,114	2,230	1,274
WK100AC	WK100SC	4,773	WK100SGC	6,827	1,559	325	583	900	1,561	1,643	2,230	1,838
WK130AC	WK130SC	5,694	WK130SGC	7,748	1,559	325	583	900	1,561	1,643	3,632	1,838
WK155AC	WK155SC	6,454	WK155SGC	8,508	1,559	325	583	900	1,561	1,643	3,632	1,838
WK180AC	WK180SC	7,691	WK180SGC	9,745	1,559	325	583	900	1,561	2,239	3,632	1,838
WK210AC	WK210SC	8,480	WK210SGC	10,534	1,559	325	583	900	-	2,608	4,317	2,870
WK270AC	WK270SC	9,436	WK270SGC	11,490	1,559	325	583	900	-	2,608	4,317	2,870
WK340AC	WK340SC	12,153	WK340SGC	14,207	1,559	325	955	1,383	-	3,540	5,001	3,679

### Federal Regulation Requires EC Motors! Energy Independence and Security Act of 2007 (H.R. 6)

Walk-Ins manufactured on or after 01/01/2009 and under 3,000 square feet in area with single phase evaporator fan motors less than 1 HP and less than 460V must be EC motors.

#### Notes:

- Beacon II™ must be ordered as a system. B2/QRC/intelliGen™ is not available for 460/1/60 and 260/3/60.
- TXV = Expansion Valve; LLSV = Liquid Line Solenoid Valve; QCF = Quick Connect Fittings.
- 460V Fan Motors, Stainless Steel Cabinet & Pan, and Copper Fin Coils are available. Contact your Sales Representative or Account Engineer for more information.
- Must specify which coating at time of order entry.

## Low Velocity Center Mount

## Air Defrost Models & Options

### When Do You Choose a Configurable Model?

- Choose when there is not a standard model listed or you want to add factory-installed options.
- When ordering a configurable model, remember to specify the voltage and fan motor type.

Bohn Standard Model	Bohn Config Model	List Price (\$US)	Bohn IntelliGen™ Config Model	Bohn IntelliGen™ Config. List Price (\$US)	Factory-Installed Options List Price Adders (\$US)							
					Electrical Options		Mechanical Options			Coil Options		
					Beacon II	Room TSTAT	TXV	TXV & LLSV	QCF, TXV, & LLSV	Bohn-Guard™ Fin Protection	Bronz-Glow or ElectroFin	BohnKote™
<b>Air Defrost Models with PSC Motors - 208-230/1/60</b>												
WK050BC	WK050SC	3,731	WK050SGC	5,785	1,559	325	583	900	1,561	1,114	2,230	1,274
WK075BC	WK075SC	4,388	WK075SGC	6,442	1,559	325	583	900	1,561	1,114	2,230	1,274
WK100BC	WK100SC	5,057	WK100SGC	7,111	1,559	325	583	900	1,561	1,643	2,230	1,838
WK130BC	WK130SC	6,038	WK130SGC	8,092	1,559	325	583	900	1,561	1,643	3,632	1,838
WK155BC	WK155SC	6,841	WK155SGC	8,895	1,559	325	583	900	1,561	1,643	3,632	1,838
WK180BC	WK180SC	8,152	WK180SGC	10,206	1,559	325	583	900	1,561	2,239	3,632	1,838
WK210BC	WK210SC	8,992	WK210SGC	11,046	1,559	325	583	900	-	2,608	4,317	2,870
WK270BC	WK270SC	10,001	WK270SGC	12,055	1,559	325	583	900	-	2,608	4,317	2,870
WK340BC	WK340SC	12,880	WK340SGC	14,934	1,559	325	955	1,383	-	3,540	5,001	3,679

### Federal Regulation Requires EC Motors! Energy Independence and Security Act of 2007 (H.R. 6)

Walk-Ins manufactured on or after 01/01/2009 and under 3,000 square feet in area with single phase evaporator fan motors less than 1 HP and less than 460V must be EC motors.

**Notes:**

- Beacon II™ must be ordered as a system. B2/QRC/IntelliGen™ is not available for 460/1/60 and 260/3/60.Connect Fittings.
- TXV = Expansion Valve; LLSV = Liquid Line Solenoid Valve; QCF = Quick Connect Fittings.
- 460V Fan Motors, Stainless Steel Cabinet & Pan, and Copper Fin Coils are available. Contact your Sales Representative or Account Engineer for more information.
- Must specify which coating at time of order entry.

## Low Velocity Center Mount

## Electric Defrost Models & Options

### When Do You Choose a Configurable Model?

- Choose when there is not a standard model listed or you want to add factory-installed options.
- When ordering a configurable model, remember to specify the voltage and fan motor type.

Section 1

Bohn Standard Model	Bohn Config Model	List Price (\$US)	Bohn IntelliGen™ Config Model	Bohn IntelliGen™ Config. List Price (\$US)	Factory-Installed Options List Price Adders (\$US)						
					Electrical Options			Mechanical Options			Coil Options
					Beacon II	Adj. Defrost Term. / Fan Delay	Room TSTAT	TXV	TXV & LLSV	QCF, TXV, & LLSV	Bronz-Glow
<b>Electric Defrost Models with EC Motors - 208-230/1/60</b>											
WKE050BEC	WKE050SC	4,579	WKE050SGC	6,633	1,559	540	325	583	900	1,561	2,230
WKE075BEC	WKE075SC	5,314	WKE075SGC	7,368	1,559	540	325	583	900	1,561	2,230
WKE100BEC	WKE100SC	6,468	WKE100SGC	8,522	1,559	540	325	583	900	1,561	2,230
WKE130BEC	WKE130SC	7,561	WKE130SGC	9,615	1,559	540	325	583	900	1,561	3,632
WKE155BEC	WKE155SC	8,468	WKE155SGC	10,522	1,559	540	325	583	900	1,561	3,632
WKE180BEC	WKE180SC	10,328	WKE180SGC	12,382	1,559	540	325	583	900	1,561	3,632
WKE210BEC	WKE210SC	11,663	WKE210SGC	13,717	1,559	540	325	583	900	-	4,317
WKE270BEC	WKE270SC	12,798	WKE270SGC	14,852	1,559	540	325	583	900	-	4,317
WKE340BEC	WKE340SC	16,429	WKE340SGC	18,483	1,559	540	325	955	1,383	-	5,001
<b>Electric Defrost Models with PSC Motors - 208-230/1/60</b>											
WKE050BC	WKE050SC	4,186	WKE050SGC	6,240	1,559	540	325	583	900	1,561	2,230
WKE075BC	WKE075SC	4,921	WKE075SGC	6,975	1,559	540	325	583	900	1,561	2,230
WKE100BC	WKE100SC	5,681	WKE100SGC	7,735	1,559	540	325	583	900	1,561	2,230
WKE130BC	WKE130SC	6,774	WKE130SGC	8,828	1,559	540	325	583	900	1,561	3,632
WKE155BC	WKE155SC	7,681	WKE155SGC	9,735	1,559	540	325	583	900	1,561	3,632
WKE180BC	WKE180SC	9,148	WKE180SGC	11,202	1,559	540	325	583	900	1,561	3,632
WKE210BC	WKE210SC	10,091	WKE210SGC	12,145	1,559	540	325	583	900	-	4,317
WKE270BC	WKE270SC	11,226	WKE270SGC	13,280	1,559	540	325	583	900	-	4,317
WKE340BC	WKE340SC	14,462	WKE340SGC	16,516	1,559	540	325	955	1,383	-	5,001

### Federal Regulation Requires EC Motors! Energy Independence and Security Act of 2007 (H.R. 6)

Walk-Ins manufactured on or after 01/01/2009 and under 3,000 square feet in area with single phase evaporator fan motors less than 1 HP and less than 460V must be EC motors.

#### Notes:

- Electric Drain Pan is standard.
- Beacon II™ must be ordered as a system. B2/QRC/intelliGen™ is not available for 460/1/60 and 260/3/60.
- TXV = Expansion Valve; LLSV = Liquid Line Solenoid Valve; QCF = Quick Connect Fittings.
- 460V Fan Motors, Stainless Steel Cabinet & Pan, and Copper Fin Coils are available. Contact your Sales Representative or Account Engineer for more information.



## Low Velocity Center Mount

## Hot Gas Defrost Models & Options

### When Do You Choose a Configurable Model?

- Choose when there is not a standard model listed or you want to add factory-installed options.
- When ordering a configurable model, remember to specify the voltage and fan motor type.

Bohn Standard Model	Bohn Config Model	List Price (\$US)	Factory-Installed Options List Price Adders (\$US)		
			Mechanical Options		Coil Options
			TXV	TXV & LLSV	Bronz-Glow or ElectroFin
<b>Hot Gas Defrost Models with EC Motors - 115/1/60</b>					
-	WKG100SC	5,868	583	900	2,230
-	WKG130SC	7,392	583	900	3,632
-	WKG155SC	8,274	583	900	3,632
-	WKG180SC	10,099	583	900	3,632
-	WKG210SC	11,413	583	900	4,317
-	WKG270SC	12,517	583	900	4,317
-	WKG340SC	16,066	955	1,383	5,001
<b>Hot Gas Defrost Models with EC Motors - 208-230/1/60</b>					
-	WKG100SC	6,173	583	900	2,230
-	WKG130SC	7,788	583	900	3,632
-	WKG155SC	8,724	583	900	3,632
-	WKG180SC	10,637	583	900	3,632
-	WKG210SC	11,998	583	900	4,317
-	WKG270SC	13,173	583	900	4,317
-	WKG340SC	16,908	955	1,383	5,001
<b>Hot Gas Defrost Models with PSC Motors - 115/1/60</b>					
WKG100AC	WKG100SC	5,081	583	900	2,230
WKG130AC	WKG130SC	6,605	583	900	3,632
WKG155AC	WKG155SC	7,487	583	900	3,632
WKG180AC	WKG180SC	8,919	583	900	3,632
WKG210AC	WKG210SC	9,841	583	900	4,317
WKG270AC	WKG270SC	10,945	583	900	4,317
WKG340AC	WKG340SC	14,099	955	1,383	5,001
<b>Hot Gas Defrost Models with PSC Motors - 208-230/1/60</b>					
WKG100BC	WKG100SC	5,386	583	900	2,230
WKG130BC	WKG130SC	7,001	583	900	3,632
WKG155BC	WKG155SC	7,937	583	900	3,632
WKG180BC	WKG180SC	9,457	583	900	3,632
WKG210BC	WKG210SC	10,426	583	900	4,317
WKG270BC	WKG270SC	11,601	583	900	4,317
WKG340BC	WKG340SC	14,941	955	1,383	5,001

### Need a Reverse Cycle Kit?

Look on page 46 for the available kits in the Shipped-Loose Accessories.

### Federal Regulation Requires EC Motors! Energy Independence and Security Act of 2007 (H.R. 6)

Walk-Ins manufactured on or after 01/01/2009 and under 3,000 square feet in area with single phase evaporator fan motors less than 1 HP and less than 460V must be EC motors.

#### Notes:

- Electric Drain Pan is standard. Hot gas loop not available.
- Adjustable Defrost Term. / Fan Delay is standard.
- TXV = Expansion Valve; LLSV = Liquid Line Solenoid Valve.
- 460V Fan Motors, Stainless Steel Cabinet & Pan, and Copper Fin Coils are available. Contact your Sales Representative or Account Engineer for more information.
- Must specify which coating at time of order entry.

## Low Velocity Center Mount

## Shipped-Loose Accessories

Can't Find Something or need help selecting the appropriate accessory for your unit? Please contact your local Sales Representative or Account Engineer for assistance.

Part Number	Description	List Price (\$US)	Notes
<b>Room Thermostats</b>			
2891040	Room Thermostat	309	-
28963301	Electronic Room Thermostat	502	-
<b>Defrost Controls</b>			
4267W	Adjustable Defrost Control / Fan Delay Switch	289	-
21340101	Electric Defrost Timer (60 Hz)	362	-
5505R	30-Amp Contactor	387	Use as fan or heater contactor
<b>Check Valves</b>			
5890C	7/8" Suction Line Check Valve	217	-
5889C	1 1/8" Suction Line Check Valve	423	-
2933022	1 3/8" Suction Line Check Valve	874	-
<b>Drain Line Heaters</b>			
5508Q	6 ft. Drain Line heater (208-230V, 42 Watts)	157	-
5594P	12 ft. Drain Line heater (208-230V, 84 Watts)	171	-
5595P	18 ft. Drain Line heater (208-230V, 126 Watts)	203	-
5596P	36 ft. Drain Line heater (208-230V, 252 Watts)	311	-
5597P	60 ft. Drain Line heater (208-230V, 420 Watts)	573	-
<b>Heat Exchangers</b>			
24200004	Heat Exchanger used on 050 Electric Defrost Models	257	3/8" Liquid Connection OD, 5/8" Suction Connection OD, 14" Length, 2lbs Approx. Ship Wt.
24200005	Heat Exchanger used on 075 - 100 Electric & Hot Gas Defrost Models	282	3/8" Liquid Connection OD, 7/8" Suction Connection OD, 14" Length, 2lbs Approx. Ship Wt.
24200006	Heat Exchanger used on 130 - 155 Electric & Hot Gas Defrost Models	303	1/2" Liquid Connection OD, 7/8" Suction Connection OD, 11" Length, 2lbs Approx. Ship Wt.
24200007	Heat Exchanger used on 180 - 270 Electric & Hot Gas Defrost Models	329	1/2" Liquid Connection OD, 1-1/8" Suction Connection OD, 14" Length, 2lbs Approx. Ship Wt.
24200008	Heat Exchanger used on 340 Electric & Hot Gas Defrost Models	552	5/8" Liquid Connection OD, 1-3/8" Suction Connection OD, 14" Length, 3lbs Approx. Ship Wt.

### Expansion Valves (TXV)

When placing order, please specify refrigerant type, saturated suction temperature (SST), liquid temperature, and room temperature.

Part Number	List Price (\$US)	Capacity Range (BTUH)
TXV024	359	24,000 BTUH and under
TXV036	359	24,000 BTUH to 36,000 BTUH
TXV060	583	36,000 BTUH to 60,000 BTUH
TXV120	738	60,000 BTUH to 120,000 BTUH

### Liquid-line Solenoid Valves (LLSV)

Part Number	List Price (\$US)	Size	Capacity Range (R-404A)
			Medium Temperature Application (BTUH)
29318013	371	3/8	12,000 BTUH and under
4502Z	371	3/8	12,000 BTUH to 24,000 BTUH
29318011	371	3/8	24,000 BTUH to 44,000 BTUH
29318012	371	1/2	36,000 BTUH to 51,000 BTUH
5766Y	371	1/2	51,000 BTUH to 72,000 BTUH


### Hot Gas Reverse Cycle Kits (Hot Gas Models Only)

- Electric pan is standard on all hot gas models. Hot gas loop not available.
- Kits includes one check valve and piping for liquid bypass around expansion valve and instructions for field installation.

Bohn Models Used On	TXV Bypass Kits		List Price (\$US)
	Type SQE, SBF, or HFESC	Type S	
	Part Number	Part Number	
WKG100	89897801	89898001	444
WKG130 - WKG270	89897802	89898002	444
WKG340	89897803	89898003	444

## Center Mount

## Overview



### Product Description

Center mount unit coolers, available in air or electric defrost, are ideal for tight storage situations because they are ceiling mount and have a height of only 8 - 5/8" allowing for maximum headroom in a cooler or freezer. The center mount design allows for product to be stacked all around while air flow distributes evenly throughout the box. Opting for EC motors or the Beacon II™ Refrigeration System makes this product qualified to be included in the **E Solutions™** product portfolio because of increased energy efficiency and cost savings.

### Certifications



### Standard Features

#### Ease of Installation & Service

- Panels on ends quickly remove for complete access to refrigerant components and electrical terminal block during installation and servicing
- Tapered mounting provides proper slope for condensate drainage to one end of the unit

#### Reliable & Durable

- Heavy-gauge grained aluminum cabinet cleans easily and looks attractive
- Stainless steel screws prevent rust streaks
- Wire fan guards with PVC coating for durability
- Coils are dehydrated and sealed at the factory
- Double drain pan eliminates drain pan sweating

#### Performance

- Quick disconnect, waterproof plug and receptacle for each motor in all models
- High-efficiency aluminum fins with full collars cover mechanically expanded copper tubes
- Highest quality tubular heaters provide fast and economical defrost
- Generous coil surface gives proper compressor balance
- Standard adjustable defrost termination fan delay thermostat
- Motors are life lubricated and thermal overload protected
- Air moves across the ceiling in both directions providing even air distribution throughout the cooler

#### Versatile

- Compact, ceiling mount and center mount design allows for shelving and storage of product around all walls

### Nomenclature

SM	052	A	G	E
Model Series	Capacity	Electrical Code	Control Option	Vintage
<b>SM</b> = Center Mount, Air Defrost  <b>SME</b> = Center Mount, Electric Defrost	# x 100 = BTUH	<b>A</b> =115/1/60 <b>B</b> = 208-230/1/60 <b>AE</b> = 115/1/60 (EC) <b>BE</b> = 208-230/1/60 (EC) <b>S</b> = Configurable	<b>G</b> = IntelliGen™ *only available on Air and Electric Defrost Models	

IntelliGen™ only available for 115/1 and 208-230/1 voltages.

## Center Mount

## Air Defrost Models & Options

### When Do You Choose a Configurable Model?

- Choose when there is not a standard model listed or you want to add factory-installed options.
- When ordering a configurable model, remember to specify the voltage and fan motor type.

Section 1

Bohn Standard Model	Bohn Config Model	List Price (\$US)	Bohn IntelliGen™ Config Model	Bohn IntelliGen™ Config. List Price (\$US)	Factory Installed Options List Price Adders (\$US)							
					Electrical Options		Mechanical Options			Coil Options		
					Beacon II	Room TSTAT	TXV	TXV & LLSV	QCF, TXV, & LLSV	Bohn-Kote™	Bohn-Guard™ Fin Protection	Bronz-Glow or ElectroFin
<b>Air Defrost Models with EC Motors - 115/1/60</b>												
SM052AEE	SM052SE	2,637	SM052SGE	4,691	1,559	325	583	900	1,561	734	651	2,230
SM076AEE	SM076SE	3,522	SM076SGE	5,576	1,559	325	583	900	1,561	1,008	893	2,230
SM090AEE	SM090SE	3,873	SM090SGE	5,927	1,559	325	583	900	1,561	1,008	893	2,230
SM102AEE	SM102SE	4,205	SM102SGE	6,259	1,559	325	583	900	1,561	1,008	893	2,356
SM108AEE	SM108SE	4,737	SM108SGE	6,791	1,559	325	583	900	1,561	1,222	1,268	2,511
SM134AEE	SM134SE	5,292	SM134SGE	7,346	1,559	325	583	900	1,561	1,222	1,268	2,638
SM156AEE	SM156SE	5,808	SM156SGE	7,862	1,559	325	583	900	1,561	1,222	1,268	2,789
SM179AEE	SM179SE	6,681	SM179SGE	8,735	1,559	325	583	900	1,561	1,506	1,578	3,028
SM208AEE	SM208SE	7,307	SM208SGE	9,361	1,559	325	583	900	1,561	1,506	1,578	3,225
SM249AEE	SM249SE	8,944	SM249SGE	10,998	1,559	325	583	900	1,561	1,920	2,032	3,660
<b>Air Defrost Models with EC Motors - 208-230/1/60</b>												
SM052BEE	SM052SE	2,815	SM052SGE	4,869	1,559	325	583	900	1,561	734	651	2,230
SM076BEE	SM076SE	3,736	SM076SGE	5,790	1,559	325	583	900	1,561	1,008	893	2,230
SM090BEE	SM090SE	4,086	SM090SGE	6,140	1,559	325	583	900	1,561	1,008	893	2,230
SM102BEE	SM102SE	4,422	SM102SGE	6,476	1,559	325	583	900	1,561	1,008	893	2,356
SM108BEE	SM108SE	5,000	SM108SGE	7,054	1,559	325	583	900	1,561	1,222	1,268	2,511
SM134BEE	SM134SE	5,545	SM134SGE	7,599	1,559	325	583	900	1,561	1,222	1,268	2,638
SM156BEE	SM156SE	6,060	SM156SGE	8,114	1,559	325	583	900	1,561	1,222	1,268	2,789
SM179BEE	SM179SE	6,975	SM179SGE	9,029	1,559	325	583	900	1,561	1,506	1,578	3,028
SM208BEE	SM208SE	7,609	SM208SGE	9,663	1,559	325	583	900	1,561	1,506	1,578	3,225
SM249BEE	SM249SE	9,275	SM249SGE	11,329	1,559	325	583	900	1,561	1,920	2,032	3,660
<b>Air Defrost Models with PSC Motors - 115/1/60</b>												
SM052AE	SM052SE	2,244	SM052SGE	4,298	1,559	325	583	900	1,561	734	651	2,230
SM076AE	SM076SE	2,736	SM076SGE	4,790	1,559	325	583	900	1,561	1,008	893	2,230
SM090AE	SM090SE	3,087	SM090SGE	5,141	1,559	325	583	900	1,561	1,008	893	2,230
SM102AE	SM102SE	3,419	SM102SGE	5,473	1,559	325	583	900	1,561	1,008	893	2,356
SM108AE	SM108SE	3,558	SM108SGE	5,612	1,559	325	583	900	1,561	1,222	1,268	2,511
SM134AE	SM134SE	4,113	SM134SGE	6,167	1,559	325	583	900	1,561	1,222	1,268	2,638
SM156AE	SM156SE	4,629	SM156SGE	6,683	1,559	325	583	900	1,561	1,222	1,268	2,789
SM179AE	SM179SE	5,109	SM179SGE	7,163	1,559	325	583	900	1,561	1,506	1,578	3,028
SM208AE	SM208SE	5,735	SM208SGE	7,789	1,559	325	583	900	1,561	1,506	1,578	3,225
SM249AE	SM249SE	6,979	SM249SGE	9,033	1,559	325	583	900	1,561	1,920	2,032	3,660

### Federal Regulation Requires EC Motors! Energy Independence and Security Act of 2007 (H.R. 6)

Walk-Ins manufactured on or after 01/01/2009 and under 3,000 square feet in area with single phase evaporator fan motors less than 1 HP and less than 460V must be EC motors.

#### Notes:

- Beacon II™ must be ordered as a system. B2/QRC/intelliGen™ is not available for 460/1/60 and 260/3/60.
- TXV = Expansion Valve; LLSV = Liquid Line Solenoid Valve; QCF = Quick Connect Fittings.
- 460V Fan Motors, Stainless Steel Cabinet & Pan, and Copper Fin Coils are available. Contact your Sales Representative or Account Engineer for more information.
- Must specify which coating at time of order entry.

## Center Mount

## Air Defrost Models & Options

### When Do You Choose a Configurable Model?

- Choose when there is not a standard model listed or you want to add factory-installed options.
- When ordering a configurable model, remember to specify the voltage and fan motor type.

Bohn Standard Model	Bohn Config Model	List Price (\$US)	Bohn IntelliGen™ Config Model	Bohn IntelliGen™ Config. List Price (\$US)	Factory Installed Options List Price Adders (\$US)							
					Electrical Options		Mechanical Options			Coil Options		
					Beacon II	Room TSTAT	TXV	TXV & LLSV	QCF, TXV, & LLSV	Bohn-Kote™	Bohn-Guard™ Fin Protection	Bronz-Glow or ElectroFin
<b>Air Defrost Models with PSC Motors - 208-230/1/60</b>												
SM052BE	SM052SE	2,422	SM052SGE	4,476	1,559	325	583	900	1,561	734	651	2,230
SM076BE	SM076SE	2,950	SM076SGE	5,004	1,559	325	583	900	1,561	1,008	893	2,230
SM090BE	SM090SE	3,300	SM090SGE	5,354	1,559	325	583	900	1,561	1,008	893	2,230
SM102BE	SM102SE	3,636	SM102SGE	5,690	1,559	325	583	900	1,561	1,008	893	2,356
SM108BE	SM108SE	3,821	SM108SGE	5,875	1,559	325	583	900	1,561	1,222	1,268	2,511
SM134BE	SM134SE	4,366	SM134SGE	6,420	1,559	325	583	900	1,561	1,222	1,268	2,638
SM156BE	SM156SE	4,881	SM156SGE	6,935	1,559	325	583	900	1,561	1,222	1,268	2,789
SM179BE	SM179SE	5,403	SM179SGE	7,457	1,559	325	583	900	1,561	1,506	1,578	3,028
SM208BE	SM208SE	6,037	SM208SGE	8,091	1,559	325	583	900	1,561	1,506	1,578	3,225
SM249BE	SM249SE	7,310	SM249SGE	9,364	1,559	325	583	900	1,561	1,920	2,032	3,660

### Federal Regulation Requires EC Motors! Energy Independence and Security Act of 2007 (H.R. 6)

Walk-Ins manufactured on or after 01/01/2009 and under 3,000 square feet in area with single phase evaporator fan motors less than 1 HP and less than 460V must be EC motors.

#### Notes:

- Beacon II™ must be ordered as a system. B2/QRC/intelliGen™ is not available for 460/1/60 and 260/3/60.
- TXV = Expansion Valve; LLSV = Liquid Line Solenoid Valve; QCF = Quick Connect Fittings.
- 460V Fan Motors, Stainless Steel Cabinet & Pan, and Copper Fin Coils are available. Contact your Sales Representative or Account Engineer for more information.
- Must specify which coating at time of order entry.

## Center Mount

## Electric Defrost Models & Options

### When Do You Choose a Configurable Model?

- Choose when there is not a standard model listed or you want to add factory-installed options.
- When ordering a configurable model, remember to specify the voltage and fan motor type.

Bohn Standard Model	Bohn Config Model	List Price (\$US)	Bohn IntelliGen™ Config Model	Bohn IntelliGen™ Config. List Price (\$US)	Factory-Installed Options List Price Adders (\$US)					
					Electrical Options		Mechanical Options			Coil Options
					Beacon II	Room TSTAT	TXV	TXV & LLSV	QCF, TXV, & LLSV	Bronz-Glow
<b>Electric Defrost Models with EC Motors - 208-230/1/60</b>										
SME040BEE	SME040SE	3,462	SME040SGE	5,516	1,559	325	583	900	1,561	2,230
SME054BEE	SME054SE	4,667	SME054SGE	6,721	1,559	325	583	900	1,561	2,230
SME065BEE	SME065SE	4,831	SME065SGE	6,885	1,559	325	583	900	1,561	2,230
SME090BEE	SME090SE	6,076	SME090SGE	8,130	1,559	325	583	900	1,561	2,356
SME130BEE	SME130SE	6,649	SME130SGE	8,703	1,559	325	583	900	1,561	2,356
SME174BEE	SME174SE	8,619	SME174SGE	10,673	1,559	325	583	900	1,561	3,225
<b>Electric Defrost Models with PSC Motors - 208-230/1/60</b>										
SME040BE	SME040SE	3,069	SME040SGE	5,123	1,559	325	583	900	1,561	2,230
SME054BE	SME054SE	3,881	SME054SGE	5,935	1,559	325	583	900	1,561	2,230
SME065BE	SME065SE	4,045	SME065SGE	6,099	1,559	325	583	900	1,561	2,230
SME090BE	SME090SE	4,897	SME090SGE	6,951	1,559	325	583	900	1,561	2,356
SME130BE	SME130SE	5,470	SME130SGE	7,524	1,559	325	583	900	1,561	2,356
SME174BE	SME174SE	7,047	SME174SGE	9,101	1,559	325	583	900	1,561	3,225

### Federal Regulation Requires EC Motors! Energy Independence and Security Act of 2007 (H.R. 6)

Walk-Ins manufactured on or after 01/01/2009 and under 3,000 square feet in area with single phase evaporator fan motors less than 1 HP and less than 460V must be EC motors.

#### Notes:

- Electric Drain Pan and Adjustable Defrost Term. / Fan Delay are standard.
- Beacon II™ must be ordered as a system. B2/QRC/intelliGen™ is not available for 460/1/60 and 260/3/60.
- TXV = Expansion Valve; LLSV = Liquid Line Solenoid Valve; QCF = Quick Connect Fittings.
- 460V Fan Motors, Stainless Steel Cabinet & Pan, and Copper Fin Coils are available. Contact your Sales Representative or Account Engineer for more information.

## Center Mount

## Shipped-Loose Accessories

Can't Find Something or need help selecting the appropriate accessory for your unit? Please contact your local Sales Representative or Account Engineer for assistance.

Part Number	Description	List Price (\$US)	Notes
<b>Room Thermostats</b>			
2891040	Room Thermostats	309	-
28963301	Electronic Room Thermostat	502	-
<b>Defrost Controls</b>			
4267W	Adjustable Defrost Control / Fan Delay Switch	289	-
<b>Check Valves</b>			
5890C	7/8" Suction Line Check Valve	217	-
5889C	1 1/8" Suction Line Check Valve	423	-
<b>Drain Line Heaters</b>			
5508Q	6 ft. Drain Line heater (208-230V, 42 Watts)	157	-
5594P	12 ft. Drain Line heater (208-230V, 84 Watts)	171	-
5595P	18 ft. Drain Line heater (208-230V, 126 Watts)	203	-
5596P	36 ft. Drain Line heater (208-230V, 252 Watts)	311	-
5597P	60 ft. Drain Line heater (208-230V, 420 Watts)	573	-
<b>Heat Exchangers</b>			
24200004	Heat Exchanger used on 040 Electric Defrost Models	257	3/8" Liquid Connection OD, 5/8" Suction Connection OD, 14" Length, 2lbs Approx. Ship Wt.
24200005	Heat Exchanger used on 054 - 090 Electric Defrost Models	282	3/8" Liquid Connection OD, 7/8" Suction Connection OD, 14" Length, 2lbs Approx. Ship Wt.
24200007	Heat Exchanger used on 130-174 Electric Defrost Models	329	1/2" Liquid Connection OD, 1-1/8" Suction Connection OD, 14" Length, 2lbs Approx. Ship Wt.

## Expansion Valves (TXV)

When placing order, please specify refrigerant type, saturated suction temperature (SST), liquid temperature, and room temperature.

Part Number	List Price (\$US)	Capacity Range (BTUH)
TXV024	359	24,000 BTUH and under
TXV036	359	24,000 BTUH to 36,000 BTUH
TXV060	583	36,000 BTUH to 60,000 BTUH


## Liquid-line Solenoid Valves (LLSV)

Part Number	List Price (\$US)	Size	Capacity Range (R-404A)	
			Medium Temperature Application (BTUH)	Low Temperature Application (BTUH)
29318013	371	3/8	12,000 BTUH and under	11,000 BTUH and under
4502Z	371	3/8	12,000 BTUH to 24,000 BTUH	11,000 BTUH to 21,000 BTUH
29318011	371	3/8	24,000 BTUH to 44,000 BTUH	21,000 BTUH to 38,000 BTUH

## Medium Profile

## Overview

Section 1



### Product Description

Medium profile unit coolers, available in air, electric, and hot gas defrost, are ideal for numerous commercial and industrial applications. With a modular design that is only 25 inches high, these units provide superior quality and a long, dependable life for many different applications. Opting for EC motors or the Beacon II™ Refrigeration System makes this product qualified to be included in the **E Solutions™** product portfolio because of increased energy efficiency and cost savings.

### Certifications



### Standard Features

#### Ease of Installation & Service

- All electrical components factory wired to terminal board and identified, making it easy to field wire the unit
- Schrader valve provided for suction pressure measurement
- Liquid line solenoid wire harness is factory-installed for quick installation
- Coil heater slots have been enlarged for easier installation and replacement
- Heaters are coil face mounted for easy access
- Front hinged drain pan for easy access
- Motors plug into wiring harness for easier servicing

#### Reliable & Durable

- Heavy gauge textured aluminum cabinet
- Sweat connections to reduce potential for leaks
- Patented Thermo-Flex™ coil design allows the coil to “flex” during periods of defrost resulting in expansion of the coil surface comes with a 5-year warranty
- Heavy plastic molded fan guards for extended air throw
- Reliable nickel steel alloy defrost heater elements
- Thermally protected, lifetime-lubricated single phase PSC motors

#### Performance

- External equalizer connection
- Internal panels are isolated for quiet operation
- Electric defrost models have fixed defrost termination / fan delay and heater limit thermostats
- PSC motors

#### Versatile

- Large diameter drain fitting (3/4" ID)
- Beacon II™ compatible
- Different motor and voltage options available

### Nomenclature

BM	A	130	B	G	A
Model Series	Model Type	Capacity	Electrical Code	Control Option	Vintage
BM = Bohn Medium Profile Unit Coolers	<b>A</b> = Air Deforst, 7 FPI <b>E</b> = Electric Deforst, 6 FPI <b>L</b> = Electric Deforst, 4.5 FPI <b>G</b> = Hot Gas Defrost, 6 FPI <b>F</b> = Hot Gas Defrost, 4.5 FPI	# x 100 = BTUH	<b>A</b> =115/1/60 <b>B</b> = 208-230/1/60 <b>C</b> = 208-230/3/60 <b>D</b> = 460/3/60 <b>M</b> = 460/1/60 <b>E</b> = 573/3/60 <b>L</b> = 573/1/60 <b>N</b> = 110/1/50 <b>Q</b> = 220/1/50 <b>R</b> = 380/1/50 <b>V</b> = 380/3/50 <b>AE</b> = 115/1/60 (EC) <b>BE</b> = 208-230/1/60 (EC) <b>CE</b> = 208-230/3/60 (EC)	<b>G</b> = intelliGen™ <small>*only available on Air and Electric Defrost Models</small>	



## Medium Profile

## Air Defrost Models & Options

### When Do You Choose a Configurable Model?

- Choose when there is not a standard model listed or you want to add factory-installed options.
- When ordering a configurable model, remember to specify the voltage and fan motor type.

Bohn Standard Model	Bohn Config Model	List Price (\$US)	Bohn IntelliGen™ Config Model	Bohn IntelliGen™ Config. List Price (\$US)	Factory-Installed Options List Price Adders (\$US)						
					Electrical Options		Mechanical Options		Coil Options		
					Beacon II	Room TSTAT	TXV	TXV & LLSV	Bohn-Kote™	Bohn-Guard™ Fin Protection	Bronz-Glow or ElectroFin
<b>Air Defrost Models with VSEC or 2 Speed EC motors - 115/1/60</b>											
-	BMA130SA	4,961	BMA130SGA	7,875	2,474	325	615	937	1,360	1,230	1,948
-	BMA155SA	5,695	BMA155SGA	8,609	2,474	325	615	937	1,360	1,230	1,948
-	BMA245SA	8,616	BMA245SGA	11,530	2,474	325	615	937	1,776	1,297	2,629
-	BMA300SA	10,473	BMA300SGA	13,387	2,474	325	615	937	1,776	1,297	2,756
-	BMA365SA	13,402	BMA365SGA	16,316	2,474	325	826	1,326	2,102	1,367	3,336
-	BMA450SA	15,495	BMA450SGA	18,409	2,474	325	826	1,326	2,102	1,367	3,520
-	BMA510SA	18,505	BMA510SGA	21,419	2,474	325	826	1,326	2,299	1,428	4,043
-	BMA600SA	19,416	BMA600SGA	22,330	2,474	325	826	1,326	2,299	1,428	4,286
<b>Air Defrost Models with VSEC or 2 Speed EC motors – 230/1/60</b>											
-	BMA130SA	5,033	BMA130SGA	7,947	2,474	325	615	937	1,360	1,230	1,948
-	BMA155SA	5,761	BMA155SGA	8,675	2,474	325	615	937	1,360	1,230	1,948
-	BMA245SA	8,753	BMA245SGA	11,667	2,474	325	615	937	1,776	1,297	2,629
-	BMA300SA	10,612	BMA300SGA	13,526	2,474	325	615	937	1,776	1,297	2,756
-	BMA365SA	13,615	BMA365SGA	16,529	2,474	325	826	1,326	2,102	1,367	3,336
-	BMA450SA	15,709	BMA450SGA	18,623	2,474	325	826	1,326	2,102	1,367	3,520
-	BMA510SA	18,782	BMA510SGA	21,696	2,474	325	826	1,326	2,299	1,428	4,043
-	BMA600SA	19,698	BMA600SGA	22,612	2,474	325	826	1,326	2,299	1,428	4,286
-	BMA710SA	22,790	BMA710SGA	25,704	2,474	325	1,196	1,837	2,618	1,466	4,695
<b>Air Defrost Models with EC Motors - 115/1/60</b>											
-	BMA130SA	4,699	BMA130SGA	7,613	2,474	325	615	937	1,360	1,230	1,948
-	BMA155SA	5,434	BMA155SGA	8,348	2,474	325	615	937	1,360	1,230	1,948
-	BMA245SA	8,093	BMA245SGA	11,007	2,474	325	615	937	1,776	1,297	2,629
-	BMA300SA	9,950	BMA300SGA	12,864	2,474	325	615	937	1,776	1,297	2,756
-	BMA365SA	12,616	BMA365SGA	15,530	2,474	325	826	1,326	2,102	1,367	3,336
-	BMA450SA	14,710	BMA450SGA	17,624	2,474	325	826	1,326	2,102	1,367	3,520
-	BMA510SA	17,458	BMA510SGA	20,372	2,474	325	826	1,326	2,299	1,428	4,043
-	BMA600SA	18,369	BMA600SGA	21,283	2,474	325	826	1,326	2,299	1,428	4,286

### Regulations Require EC or VSEC Motors!

#### Federal Energy Independence and Security Act of 2007 (H.R. 6)

Walk-Ins manufactured on or after 01/01/2009 and under 3,000 square feet in area with single phase evaporator fan motors less than 1 HP and less than 460V must be EC motors.

#### California Energy Commission Title 24, Section 126

Effective 01/01/2010, refrigerated warehouses with a total cold storage and frozen storage area exceeding 3,000 square feet with single phase evaporator fan motors less than 1 HP and less than 460V must be variable speed EC motors and controlled in response to space conditions.

#### Notes:

- Beacon II™ must be ordered as a system.
- Variable Speed EC (VSEC) motors require a customer supplied 0-10V signal.
- TXV = Expansion Valve; LLSV = Liquid Line Solenoid Valve
- Molded fan guards are standard and ring fan guards optional at no additional cost.
- Double Wall Insulated Pans, Stainless Steel Cabinet & Pan, and Copper Fin Coils are available. Contact your Sales Representative or Account Engineer for more information.
- Must specify which coating at time of order entry.

## Medium Profile

## Air Defrost Models & Options

### When Do You Choose a Configurable Model?

- Choose when there is not a standard model listed or you want to add factory-installed options.
- When ordering a configurable model, remember to specify the voltage and fan motor type.

Section 1

Bohn Standard Model	Bohn Config Model	List Price (\$US)	Bohn IntelliGen™ Config Model	Bohn IntelliGen™ Config. List Price (\$US)	Factory-Installed Options List Price Adders (\$US)						
					Electrical Options		Mechanical Options		Coil Options		
					Beacon II	Room TSTAT	TXV	TXV & LLSV	Bohn-Kote™	Bohn-Guard™ Fin Protection	Bronz-Glow or ElectroFin
<b>Air Defrost Models with EC Motors - 208-230/1/60</b>											
-	BMA130SA	4,772	BMA130SGA	7,686	2,474	325	615	937	1,360	1,230	1,948
-	BMA155SA	5,499	BMA155SGA	8,413	2,474	325	615	937	1,360	1,230	1,948
-	BMA245SA	8,229	BMA245SGA	11,143	2,474	325	615	937	1,776	1,297	2,629
-	BMA300SA	10,088	BMA300SGA	13,002	2,474	325	615	937	1,776	1,297	2,756
-	BMA365SA	12,830	BMA365SGA	15,744	2,474	325	826	1,326	2,102	1,367	3,336
-	BMA450SA	14,924	BMA450SGA	17,838	2,474	325	826	1,326	2,102	1,367	3,520
-	BMA510SA	17,735	BMA510SGA	20,649	2,474	325	826	1,326	2,299	1,428	4,043
-	BMA600SA	18,650	BMA600SGA	21,564	2,474	325	826	1,326	2,299	1,428	4,286
-	BMA710SA	21,481	BMA710SGA	24,395	2,474	325	1,196	1,837	2,618	1,466	4,695
<b>Air Defrost Models with PSC Motors - 115/1/60</b>											
BMA130AA	BMA130SA	3,987	BMA130SGA	6,901	2,474	325	615	937	1,360	1,230	1,948
BMA155AA	BMA155SA	4,722	BMA155SGA	7,636	2,474	325	615	937	1,360	1,230	1,948
BMA245AA	BMA245SA	6,669	BMA245SGA	9,583	2,474	325	615	937	1,776	1,297	2,629
BMA300AA	BMA300SA	8,526	BMA300SGA	11,440	2,474	325	615	937	1,776	1,297	2,756
BMA365AA	BMA365SA	10,480	BMA365SGA	13,394	2,474	325	826	1,326	2,102	1,367	3,336
BMA450AA	BMA450SA	12,574	BMA450SGA	15,488	2,474	325	826	1,326	2,102	1,367	3,520
BMA510AA	BMA510SA	14,610	BMA510SGA	17,524	2,474	325	826	1,326	2,299	1,428	4,043
BMA600AA	BMA600SA	15,521	BMA600SGA	18,435	2,474	325	826	1,326	2,299	1,428	4,286
<b>Air Defrost Models with PSC Motors - 208-230/1/60</b>											
BMA130BA	BMA130SA	4,060	BMA130SGA	6,974	2,474	325	615	937	1,360	1,230	1,948
BMA155BA	BMA155SA	4,787	BMA155SGA	7,701	2,474	325	615	937	1,360	1,230	1,948
BMA245BAF	BMA245SA	6,805	BMA245SGA	9,719	2,474	325	615	937	1,776	1,297	2,629
BMA300BA	BMA300SA	8,664	BMA300SGA	11,578	2,474	325	615	937	1,776	1,297	2,756
BMA365BA	BMA365SA	10,694	BMA365SGA	13,608	2,474	325	826	1,326	2,102	1,367	3,336
BMA450BA	BMA450SA	12,788	BMA450SGA	15,702	2,474	325	826	1,326	2,102	1,367	3,520
BMA510BA	BMA510SA	14,887	BMA510SGA	17,801	2,474	325	826	1,326	2,299	1,428	4,043
BMA600BA	BMA600SA	15,802	BMA600SGA	18,716	2,474	325	826	1,326	2,299	1,428	4,286
BMA710BA	BMA710SA	17,921	BMA710SGA	20,835	2,474	325	1,196	1,837	2,618	1,466	4,695

### Regulations Require EC or VSEC Motors!

#### Federal Energy Independence and Security Act of 2007 (H.R. 6)

Walk-Ins manufactured on or after 01/01/2009 and under 3,000 square feet in area with single phase evaporator fan motors less than 1 HP and less than 460V must be EC motors.

#### California Energy Commission Title 24, Section 126

Effective 01/01/2010, refrigerated warehouses with a total cold storage and frozen storage area exceeding 3,000 square feet with single phase evaporator fan motors less than 1 HP and less than 460V must be variable speed EC motors and controlled in response to space conditions.

#### Notes:

- Beacon II™ must be ordered as a system.
- Variable Speed EC (VSEC) motors require a customer supplied 0-10V signal.
- TXV = Expansion Valve; LLSV = Liquid Line Solenoid Valve
- Molded fan guards are standard and ring fan guards optional at no additional cost.
- Double Wall Insulated Pans, Stainless Steel Cabinet & Pan, and Copper Fin Coils are available. Contact your Sales Representative or Account Engineer for more information.
- Must specify which coating at time of order entry.

## Medium Profile

## Air Defrost Models & Options

### When Do You Choose a Configurable Model?

- Choose when there is not a standard model listed or you want to add factory-installed options.
- When ordering a configurable model, remember to specify the voltage and fan motor type.

Bohn Standard Model	Bohn Config Model	List Price (\$US)	Bohn IntelliGen™ Config Model	Bohn IntelliGen™ Config. List Price (\$US)	Factory-Installed Options List Price Adders (\$US)						
					Electrical Options		Mechanical Options		Coil Options		
					Beacon II	Room TSTAT	TXV	TXV & LLSV	Bohn-Kote™	Bohn-Guard™ Fin Protection	Bronz-Glow or ElectroFin
<b>Air Defrost Models with PSC Motors - 460/1/60</b>											
BMA130MA	BMA130SA	4,266	BMA130SGA	7,180	2,474	325	615	937	1,360	1,230	1,948
BMA155MA	BMA155SA	4,996	BMA155SGA	7,910	2,474	325	615	937	1,360	1,230	1,948
BMA245MA	BMA245SA	7,221	BMA245SGA	10,135	2,474	325	615	937	1,776	1,297	2,629
BMA300MA	BMA300SA	9,078	BMA300SGA	11,992	2,474	325	615	937	1,776	1,297	2,756
BMA365MA	BMA365SA	11,308	BMA365SGA	14,222	2,474	325	826	1,326	2,102	1,367	3,336
BMA450MA	BMA450SA	13,405	BMA450SGA	16,319	2,474	325	826	1,326	2,102	1,367	3,520
BMA510MA	BMA510SA	15,710	BMA510SGA	18,624	2,474	325	826	1,326	2,299	1,428	4,043
BMA600MA	BMA600SA	16,626	BMA600SGA	19,540	2,474	325	826	1,326	2,299	1,428	4,286
BMA710MA	BMA710SA	18,950	BMA710SGA	21,864	2,474	325	1,196	1,837	2,618	1,466	4,695
<b>Air Defrost Models with PSC Motors - 575/1/60</b>											
BMA130LA	BMA130SA	4,350				325	615	937	1,360	1,230	1,948
BMA155LA	BMA155SA	5,095				325	615	937	1,360	1,230	1,948
BMA245LA	BMA245SA	7,366				325	615	937	1,776	1,297	2,629
BMA300LA	BMA300SA	9,262				325	615	937	1,776	1,297	2,756
BMA365LA	BMA365SA	11,533				325	826	1,326	2,102	1,367	3,336
BMA450LA	BMA450SA	13,675				325	826	1,326	2,102	1,367	3,520
BMA510LA	BMA510SA	16,027				325	826	1,326	2,299	1,428	4,043
BMA600LA	BMA600SA	16,957				325	826	1,326	2,299	1,428	4,286
BMA710LA	BMA710SA	19,329				325	1,196	1,837	2,618	1,466	4,695
<b>Air Defrost Models with Totally-Enclosed PSC Motors - 208-230/1/60</b>											
-	BMA130SA	4,332	BMA130SGA	7,246	2,474	325	615	937	1,360	1,230	1,948
-	BMA155SA	5,059	BMA155SGA	7,973	2,474	325	615	937	1,360	1,230	1,948
-	BMA245SA	7,349	BMA245SGA	10,263	2,474	325	615	937	1,776	1,297	2,629
-	BMA300SA	9,208	BMA300SGA	12,122	2,474	325	615	937	1,776	1,297	2,756
-	BMA365SA	11,510	BMA365SGA	14,424	2,474	325	826	1,326	2,102	1,367	3,336
-	BMA450SA	13,604	BMA450SGA	16,518	2,474	325	826	1,326	2,102	1,367	3,520
-	BMA510SA	15,975	BMA510SGA	18,889	2,474	325	826	1,326	2,299	1,428	4,043
-	BMA600SA	16,890	BMA600SGA	19,804	2,474	325	826	1,326	2,299	1,428	4,286
-	BMA710SA	19,281	BMA710SGA	22,195	2,474	325	1,196	1,837	2,618	1,466	4,695

### Regulations Require EC or VSEC Motors!

#### Federal Energy Independence and Security Act of 2007 (H.R. 6)

Walk-Ins manufactured on or after 01/01/2009 and under 3,000 square feet in area with single phase evaporator fan motors less than 1 HP and less than 460V must be EC motors.

#### California Energy Commission Title 24, Section 126

Effective 01/01/2010, refrigerated warehouses with a total cold storage and frozen storage area exceeding 3,000 square feet with single phase evaporator fan motors less than 1 HP and less than 460V must be variable speed EC motors and controlled in response to space conditions.

#### Notes:

- Beacon II™ must be ordered as a system.
- Variable Speed EC (VSEC) motors require a customer supplied 0-10V signal.
- TXV = Expansion Valve; LLSV = Liquid Line Solenoid Valve
- Molded fan guards are standard and ring fan guards optional at no additional cost.
- Double Wall Insulated Pans, Stainless Steel Cabinet & Pan, and Copper Fin Coils are available. Contact your Sales Representative or Account Engineer for more information.
- Must specify which coating at time of order entry.

## Medium Profile

## Air Defrost Models & Options

### When Do You Choose a Configurable Model?

- Choose when there is not a standard model listed or you want to add factory-installed options.
- When ordering a configurable model, remember to specify the voltage and fan motor type.

Section 1

Bohn Standard Model	Bohn Config Model	List Price (\$US)	Bohn IntelliGen™ Config Model	Bohn IntelliGen™ Config. List Price (\$US)	Factory-Installed Options List Price Adders (\$US)						
					Electrical Options		Mechanical Options		Coil Options		
					Beacon II	Room TSTAT	TXV	TXV & LLSV	Bohn-Kote™	Bohn-Guard™ Fin Protection	Bronz-Glow or ElectroFin
<b>Air Defrost Models with Totally-Enclosed PSC Motors - 460/1/60</b>											
-	BMA130SA	4,538	BMA130SGA	7,452	2,474	325	615	937	1,360	1,230	1,948
-	BMA155SA	5,268	BMA155SGA	8,182	2,474	325	615	937	1,360	1,230	1,948
-	BMA245SA	7,765	BMA245SGA	10,679	2,474	325	615	937	1,776	1,297	2,629
-	BMA300SA	9,622	BMA300SGA	12,536	2,474	325	615	937	1,776	1,297	2,756
-	BMA365SA	12,124	BMA365SGA	15,038	2,474	325	826	1,326	2,102	1,367	3,336
-	BMA450SA	14,221	BMA450SGA	17,135	2,474	325	826	1,326	2,102	1,367	3,520
-	BMA510SA	16,798	BMA510SGA	19,712	2,474	325	826	1,326	2,299	1,428	4,043
-	BMA600SA	17,714	BMA600SGA	20,628	2,474	325	826	1,326	2,299	1,428	4,286
-	BMA710SA	20,310	BMA710SGA	23,224	2,474	325	1,196	1,837	2,618	1,466	4,695

### Regulations Require EC or VSEC Motors!

#### Federal Energy Independence and Security Act of 2007 (H.R. 6)

Walk-Ins manufactured on or after 01/01/2009 and under 3,000 square feet in area with single phase evaporator fan motors less than 1 HP and less than 460V must be EC motors.

#### California Energy Commission Title 24, Section 126

Effective 01/01/2010, refrigerated warehouses with a total cold storage and frozen storage area exceeding 3,000 square feet with single phase evaporator fan motors less than 1 HP and less than 460V must be variable speed EC motors and controlled in response to space conditions.

#### Notes:

- Beacon II™ must be ordered as a system.
- Variable Speed EC (VSEC) motors require a customer supplied 0-10V signal.
- TXV = Expansion Valve; LLSV = Liquid Line Solenoid Valve
- Molded fan guards are standard and ring fan guards optional at no additional cost.
- Double Wall Insulated Pans, Stainless Steel Cabinet & Pan, and Copper Fin Coils are available. Contact your Sales Representative or Account Engineer for more information.
- Must specify which coating at time of order entry.

## Medium Profile

## Electric Defrost Models & Options

### When Do You Choose a Configurable Model?

- Choose when there is not a standard model listed or you want to add factory-installed options.
- When ordering a configurable model, remember to specify the voltage and fan motor type.

Bohn Standard Model	Bohn Config Model	FPI	List Price (\$US)	Bohn IntelliGen™ Config Model	Bohn IntelliGen™ Config. List Price (\$US)	Factory-Installed Options List Price Adders (\$US)					
						Electrical Options		Drain Pan Options	Mechanical Options		Coil Options
						Beacon II	Room TSTAT	Electric	TXV	TXV & LLSV	Bronz-Glow
<b>Electric Defrost Models with VSEC or 2 Speed EC motors – 230/1/60</b>											
-	BME101SA	6	5,822	BME101SGA	8,736	2,474	325	Standard	615	937	1,948
-	BME140SA	6	6,715	BME140SGA	9,629	2,474	325	Standard	615	937	1,948
-	BME190SA	6	9,673	BME190SGA	12,587	2,474	325	Standard	615	937	2,629
-	BME260SA	6	12,546	BME260SGA	15,460	2,474	325	Standard	615	937	2,756
-	BME310SA	6	14,375	BME310SGA	17,289	2,474	325	Standard	826	1,326	3,336
-	BME390SA	6	16,972	BME390SGA	19,886	2,474	325	Standard	826	1,326	3,520
-	BML100SA	4.5	6,008	BML100SGA	8,922	2,474	325	Standard	615	937	1,948
-	BML165SA	4.5	8,905	BML165SGA	11,819	2,474	325	Standard	615	937	2,629
-	BML220SA	4.5	11,485	BML220SGA	14,399	2,474	325	Standard	615	937	2,756
-	BML250SA	4.5	13,102	BML250SGA	16,016	2,474	325	Standard	826	1,326	3,336
-	BML330SA	4.5	16,409	BML330SGA	19,323	2,474	325	Standard	826	1,326	3,520
<b>Electric Defrost Models with VSEC or 2 Speed EC motors – 208-230/3/60</b>											
-	BME101SA	6	5,822	BME101SGA	8,736	2,474	325	Standard	615	937	1,948
-	BME140SA	6	6,715	BME140SGA	9,629	2,474	325	Standard	615	937	1,948
-	BME190SA	6	9,673	BME190SGA	12,587	2,474	325	Standard	615	937	2,629
-	BME260SA	6	12,546	BME260SGA	15,460	2,474	325	Standard	615	937	2,756
-	BME310SA	6	14,375	BME310SGA	17,289	2,474	325	Standard	826	1,326	3,336
-	BME390SA	6	16,972	BME390SGA	19,886	2,474	325	Standard	826	1,326	3,520
-	BME430SA	6	19,181	BME430SGA	22,095	2,474	325	Standard	826	1,326	4,043
-	BME520SA	6	21,232	BME520SGA	24,146	2,474	325	Standard	826	1,326	4,286
-	BME630SA	6	23,502	BME630SGA	26,416	2,474	325	Standard	1,196	1,837	4,695
-	BML100SA	4.5	6,008	BML100SGA	8,922	2,474	325	Standard	615	937	1,948
-	BML165SA	4.5	8,905	BML165SGA	11,819	2,474	325	Standard	615	937	2,629
-	BML220SA	4.5	11,485	BML220SGA	14,399	2,474	325	Standard	615	937	2,756
-	BML250SA	4.5	13,102	BML250SGA	16,016	2,474	325	Standard	826	1,326	3,336
-	BML330SA	4.5	16,409	BML330SGA	19,323	2,474	325	Standard	826	1,326	3,520
-	BML370SA	4.5	18,570	BML370SGA	21,484	2,474	325	Standard	826	1,326	4,043
-	BML440SA	4.5	20,501	BML440SGA	23,415	2,474	325	Standard	826	1,326	4,286
-	BML530SA	4.5	22,292	BML530SGA	25,206	2,474	325	Standard	1,196	1,837	4,695
<b>Electric Defrost Models with EC Motors - 208-230/1/60</b>											
-	BME101SA	6	5,560	BME101SGA	8,474	2,474	325	Standard	615	937	1,948
-	BME140SA	6	6,454	BME140SGA	9,368	2,474	325	Standard	615	937	1,948

### Regulations Require EC or VSEC Motors!

#### Federal Energy Independence and Security Act of 2007 (H.R. 6)

Walk-Ins manufactured on or after 01/01/2009 and under 3,000 square feet in area with single phase evaporator fan motors less than 1 HP and less than 460V must be EC motors.

#### California Energy Commission Title 24, Section 126

Effective 01/01/2010, refrigerated warehouses with a total cold storage and frozen storage area exceeding 3,000 square feet with single phase evaporator fan motors less than 1 HP and less than 460V must be variable speed EC motors and controlled in response to space conditions.

#### Notes:

- Fixed Defrost Termination/Fan Delay standard.
- Beacon II™ must be ordered as a system.
- Variable Speed EC (VSEC) motors require a customer supplied 0-10V signal.
- TXV = Expansion Valve; LLSV = Liquid Line Solenoid Valve
- Molded fan guards are standard and wire fan guards optional at no additional cost.
- Low Temp Motors, Stainless Steel Cabinet & Pan, and Copper Fin Coils are available. Contact your Sales Representative or Account Engineer for more information.
- Call Factory to know the pricing of Double Wall Insulated Drain Pan Option.

## Medium Profile

## Electric Defrost Models & Options

### When Do You Choose a Configurable Model?

- Choose when there is not a standard model listed or you want to add factory-installed options.
- When ordering a configurable model, remember to specify the voltage and fan motor type.

Section 1

Bohn Standard Model	Bohn Config Model	FPI	List Price (\$US)	Bohn IntelliGen™ Config Model	Bohn IntelliGen™ Config. List Price (\$US)	Factory-Installed Options List Price Adders (\$US)					
						Electrical Options		Drain Pan Options	Mechanical Options		Coil Options
						Beacon II	Room TSTAT	Electric	TXV	TXV & LLSV	Bronz-Glow
-	BME190SA	6	9,149	BME190SGA	12,063	2,474	325	Standard	615	937	2,629
-	BME260SA	6	12,023	BME260SGA	14,937	2,474	325	Standard	615	937	2,756
-	BME310SA	6	13,589	BME310SGA	16,503	2,474	325	Standard	826	1,326	3,336
-	BME390SA	6	16,186	BME390SGA	19,100	2,474	325	Standard	826	1,326	3,520
-	BML100SA	4.5	5,747	BML100SGA	8,661	2,474	325	Standard	615	937	1,948
-	BML165SA	4.5	8,381	BML165SGA	11,295	2,474	325	Standard	615	937	2,629
-	BML220SA	4.5	10,963	BML220SGA	13,877	2,474	325	Standard	615	937	2,756
-	BML250SA	4.5	12,318	BML250SGA	15,232	2,474	325	Standard	826	1,326	3,336
-	BML330SA	4.5	15,624	BML330SGA	18,538	2,474	325	Standard	826	1,326	3,520
<b>Electric Defrost Models with EC Motors - 208-230/3/60</b>											
-	BME101SA	6	5,560	BME101SGA	8,474	2,474	325	Standard	615	937	1,948
-	BME140SA	6	6,454	BME140SGA	9,368	2,474	325	Standard	615	937	1,948
-	BME190SA	6	9,149	BME190SGA	12,063	2,474	325	Standard	615	937	2,629
-	BME260SA	6	12,023	BME260SGA	14,937	2,474	325	Standard	615	937	2,756
-	BME310SA	6	13,589	BME310SGA	16,503	2,474	325	Standard	826	1,326	3,336
-	BME390SA	6	16,186	BME390SGA	19,100	2,474	325	Standard	826	1,326	3,520
-	BME430SA	6	18,133	BME430SGA	21,047	2,474	325	Standard	826	1,326	4,043
-	BME520SA	6	20,184	BME520SGA	23,098	2,474	325	Standard	826	1,326	4,286
-	BME620SA	6	22,192	BME620SGA	25,106	2,474	325	Standard	1,196	1,837	4,695
-	BML100SA	4.5	5,747	BML100SGA	8,661	2,474	325	Standard	615	937	1,948
-	BML165SA	4.5	8,381	BML165SGA	11,295	2,474	325	Standard	615	937	2,629
-	BML220SA	4.5	10,963	BML220SGA	13,877	2,474	325	Standard	615	937	2,756
-	BML250SA	4.5	12,318	BML250SGA	15,232	2,474	325	Standard	826	1,326	3,336
-	BML330SA	4.5	15,624	BML330SGA	18,538	2,474	325	Standard	826	1,326	3,520
-	BML370SA	4.5	17,522	BML370SGA	20,436	2,474	325	Standard	826	1,326	4,043
-	BML440SA	4.5	19,454	BML440SGA	22,368	2,474	325	Standard	826	1,326	4,286
-	BML530SA	4.5	21,448	BML530SGA	24,362	2,474	325	Standard	1,196	1,837	4,695
<b>Electric Defrost Models with PSC Motors - 208-230/1/60</b>											
BME101BA	BME101SA	6	4,848	BME101SGA	7,762	2,474	325	Standard	615	937	1,948
BME140BA	BME140SA	6	5,742	BME140SGA	8,656	2,474	325	Standard	615	937	1,948
BME190BA	BME190SA	6	7,725	BME190SGA	10,639	2,474	325	Standard	615	937	2,629
BME260BA	BME260SA	6	10,599	BME260SGA	13,513	2,474	325	Standard	615	937	2,756

### Regulations Require EC or VSEC Motors!

#### Federal Energy Independence and Security Act of 2007 (H.R. 6)

Walk-Ins manufactured on or after 01/01/2009 and under 3,000 square feet in area with single phase evaporator fan motors less than 1 HP and less than 460V must be EC motors.

#### California Energy Commission Title 24, Section 126

Effective 01/01/2010, refrigerated warehouses with a total cold storage and frozen storage area exceeding 3,000 square feet with single phase evaporator fan motors less than 1 HP and less than 460V must be variable speed EC motors and controlled in response to space conditions.

#### Notes:

- Fixed Defrost Termination/Fan Delay standard.
- Beacon II™ must be ordered as a system.
- Variable Speed EC (VSEC) motors require a customer supplied 0-10V signal.
- TXV = Expansion Valve; LLSV = Liquid Line Solenoid Valve
- Molded fan guards are standard and wire fan guards optional at no additional cost.
- Low Temp Motors, Stainless Steel Cabinet & Pan, and Copper Fin Coils are available. Contact your Sales Representative or Account Engineer for more information.
- Call Factory to know the pricing of Double Wall Insulated Drain Pan Option.

## Medium Profile

## Electric Defrost Models & Options

### When Do You Choose a Configurable Model?

- Choose when there is not a standard model listed or you want to add factory-installed options.
- When ordering a configurable model, remember to specify the voltage and fan motor type.

Bohn Standard Model	Bohn Config Model	FPI	List Price (\$US)	Bohn IntelliGen™ Config Model	Bohn IntelliGen™ Config. List Price (\$US)	Factory-Installed Options List Price Adders (\$US)					
						Electrical Options		Drain Pan Options	Mechanical Options		Coil Options
						Beacon II	Room TSTAT	Electric	TXV	TXV & LLSV	Bronz-Glow
BME310BA	BME310SA	6	11,453	BME310SGA	14,367	2,474	325	Standard	826	1,326	3,336
BME390BA	BME390SA	6	14,050	BME390SGA	16,964	2,474	325	Standard	826	1,326	3,520
BML100BA	BML100SA	4.5	5,035	BML100SGA	7,949	2,474	325	Standard	615	937	1,948
BML165BA	BML165SA	4.5	6,957	BML165SGA	9,871	2,474	325	Standard	615	937	2,629
BML220BA	BML220SA	4.5	9,539	BML220SGA	12,453	2,474	325	Standard	615	937	2,756
BML250BA	BML250SA	4.5	10,182	BML250SGA	13,096	2,474	325	Standard	826	1,326	3,336
BML330BA	BML330SA	4.5	13,488	BML330SGA	16,402	2,474	325	Standard	826	1,326	3,520
<b>Electric Defrost Models with PSC Motors - 208-230/3/60</b>											
BME101CA	BME101SA	6	4,848	BME101SGA	7,762	2,474	325	Standard	615	937	1,948
BME140CA	BME140SA	6	5,742	BME140SGA	8,656	2,474	325	Standard	615	937	1,948
BME190CA	BME190SA	6	7,725	BME190SGA	10,639	2,474	325	Standard	615	937	2,629
BME260CA	BME260SA	6	10,599	BME260SGA	13,513	2,474	325	Standard	615	937	2,756
BME310CA	BME310SA	6	11,453	BME310SGA	14,367	2,474	325	Standard	826	1,326	3,336
BME390CA	BME390SA	6	14,050	BME390SGA	16,964	2,474	325	Standard	826	1,326	3,520
BME430CA	BME430SA	6	15,285	BME430SGA	18,199	2,474	325	Standard	826	1,326	4,043
BME520CA	BME520SA	6	17,336	BME520SGA	20,250	2,474	325	Standard	826	1,326	4,286
BME620CA	BME620SA	6	18,632	BME620SGA	21,546	2,474	325	Standard	1,196	1,837	4,695
BML100CA	BML100SA	4.5	5,035	BML100SGA	7,949	2,474	325	Standard	615	937	1,948
BML165CA	BML165SA	4.5	6,957	BML165SGA	9,871	2,474	325	Standard	615	937	2,629
BML220CA	BML220SA	4.5	9,539	BML220SGA	12,453	2,474	325	Standard	615	937	2,756
BML250CA	BML250SA	4.5	10,182	BML250SGA	13,096	2,474	325	Standard	826	1,326	3,336
BML330CA	BML330SA	4.5	13,488	BML330SGA	16,402	2,474	325	Standard	826	1,326	3,520
BML370CA	BML370SA	4.5	14,674	BML370SGA	17,588	2,474	325	Standard	826	1,326	4,043
BML440CA	BML440SA	4.5	16,606	BML440SGA	19,520	2,474	325	Standard	826	1,326	4,286
BML530CA	BML530SA	4.5	17,888	BML530SGA	20,802	2,474	325	Standard	1,196	1,837	4,695
<b>Electric Defrost Models with PSC Motors - 460/1/60</b>											
BME101MA	BME101SA	6	5,141	BME101SGA	8,055	2,474	325	Standard	615	937	1,948
BME140MA	BME140SA	6	6,033	BME140SGA	8,947	2,474	325	Standard	615	937	1,948
BME190MA	BME190SA	6	8,300	BME190SGA	11,214	2,474	325	Standard	615	937	2,629
BME260MA	BME260SA	6	11,175	BME260SGA	14,089	2,474	325	Standard	615	937	2,756
BME310MA	BME310SA	6	12,314	BME310SGA	15,228	2,474	325	Standard	826	1,326	3,336
BME390MA	BME390SA	6	14,913	BME390SGA	17,827	2,474	325	Standard	826	1,326	3,520

### Regulations Require EC or VSEC Motors!

#### Federal Energy Independence and Security Act of 2007 (H.R. 6)

Walk-Ins manufactured on or after 01/01/2009 and under 3,000 square feet in area with single phase evaporator fan motors less than 1 HP and less than 460V must be EC motors.

#### California Energy Commission Title 24, Section 126

Effective 01/01/2010, refrigerated warehouses with a total cold storage and frozen storage area exceeding 3,000 square feet with single phase evaporator fan motors less than 1 HP and less than 460V must be variable speed EC motors and controlled in response to space conditions.

#### Notes:

- Fixed Defrost Termination/Fan Delay standard.
- Beacon II™ must be ordered as a system.
- Variable Speed EC (VSEC) motors require a customer supplied 0-10V signal.
- TXV = Expansion Valve; LLSV = Liquid Line Solenoid Valve
- Molded fan guards are standard and wire fan guards optional at no additional cost.
- Low Temp Motors, Stainless Steel Cabinet & Pan, and Copper Fin Coils are available. Contact your Sales Representative or Account Engineer for more information.
- Call Factory to know the pricing of Double Wall Insulated Drain Pan Option.

## Medium Profile

## Electric Defrost Models & Options

### When Do You Choose a Configurable Model?

- Choose when there is not a standard model listed or you want to add factory-installed options.
- When ordering a configurable model, remember to specify the voltage and fan motor type.

Section 1

Bohn Standard Model	Bohn Config Model	FPI	List Price (\$US)	Bohn IntelliGen™ Config Model	Bohn IntelliGen™ Config. List Price (\$US)	Factory-Installed Options List Price Adders (\$US)					
						Electrical Options		Drain Pan Options	Mechanical Options		Coil Options
						Beacon II	Room TSTAT	Electric	TXV	TXV & LLSV	Bronz-Glow
BME430MA	BME430SA	6	16,436	BME430SGA	19,350	2,474	325	Standard	826	1,326	4,043
BME520MA	BME520SA	6	18,488	BME520SGA	21,402	2,474	325	Standard	826	1,326	4,286
BME620MA	BME620SA	6	20,073	BME620SGA	22,987	2,474	325	Standard	1,196	1,837	4,695
BML100MA	BML100SA	4.5	5,321	BML100SGA	8,235	2,474	325	Standard	615	937	1,948
BML165MA	BML165SA	4.5	7,533	BML165SGA	10,447	2,474	325	Standard	615	937	2,629
BML220MA	BML220SA	4.5	10,118	BML220SGA	13,032	2,474	325	Standard	615	937	2,756
BML250MA	BML250SA	4.5	10,754	BML250SGA	13,668	2,474	325	Standard	826	1,326	3,336
BML330MA	BML330SA	4.5	14,353	BML330SGA	17,267	2,474	325	Standard	826	1,326	3,520
BML370MA	BML370SA	4.5	15,823	BML370SGA	18,737	2,474	325	Standard	826	1,326	4,043
BML440MA	BML440SA	4.5	17,752	BML440SGA	20,666	2,474	325	Standard	826	1,326	4,286
BML530MA	BML530SA	4.5	19,326	BML530SGA	22,240	2,474	325	Standard	1,196	1,837	4,695
<b>Electric Defrost Models with PSC Motors - 460/3/60</b>											
BME101DA	BME101SA	6	5,141	BME101SGA	8,055	2,474	325	Standard	615	937	1,948
BME140DA	BME140SA	6	6,033	BME140SGA	8,947	2,474	325	Standard	615	937	1,948
BME190DA	BME190SA	6	8,300	BME190SGA	11,214	2,474	325	Standard	615	937	2,629
BME260DA	BME260SA	6	11,175	BME260SGA	14,089	2,474	325	Standard	615	937	2,756
BME310DA	BME310SA	6	12,314	BME310SGA	15,228	2,474	325	Standard	826	1,326	3,336
BME390DA	BME390SA	6	14,913	BME390SGA	17,827	2,474	325	Standard	826	1,326	3,520
BME430DA	BME430SA	6	16,436	BME430SGA	19,350	2,474	325	Standard	826	1,326	4,043
BME520DA	BME520SA	6	18,488	BME520SGA	21,402	2,474	325	Standard	826	1,326	4,286
BME620DA	BME620SA	6	20,073	BME620SGA	22,987	2,474	325	Standard	1,196	1,837	4,695
BML100DA	BML100SA	4.5	5,321	BML100SGA	8,235	2,474	325	Standard	615	937	1,948
BML165DA	BML165SA	4.5	7,533	BML165SGA	10,447	2,474	325	Standard	615	937	2,629
BML220DA	BML220SA	4.5	10,118	BML220SGA	13,032	2,474	325	Standard	615	937	2,756
BML250DA	BML250SA	4.5	10,754	BML250SGA	13,668	2,474	325	Standard	826	1,326	3,336
BML330DA	BML330SA	4.5	14,353	BML330SGA	17,267	2,474	325	Standard	826	1,326	3,520
BML370DA	BML370SA	4.5	15,823	BML370SGA	18,737	2,474	325	Standard	826	1,326	4,043
BML440DA	BML440SA	4.5	17,752	BML440SGA	20,666	2,474	325	Standard	826	1,326	4,286
BML530DA	BML530SA	4.5	19,326	BML530SGA	22,240	2,474	325	Standard	1,196	1,837	4,695
<b>Electric Defrost Models with PSC Motors - 575/3/60</b>											
BME101EA	BME101SA	6	5,245				325	Standard	615	937	1,948
BME140EA	BME140SA	6	6,151				325	Standard	615	937	1,948

### Regulations Require EC or VSEC Motors!

#### Federal Energy Independence and Security Act of 2007 (H.R. 6)

Walk-Ins manufactured on or after 01/01/2009 and under 3,000 square feet in area with single phase evaporator fan motors less than 1 HP and less than 460V must be EC motors.

#### California Energy Commission Title 24, Section 126

Effective 01/01/2010, refrigerated warehouses with a total cold storage and frozen storage area exceeding 3,000 square feet with single phase evaporator fan motors less than 1 HP and less than 460V must be variable speed EC motors and controlled in response to space conditions.

#### Notes:

- Fixed Defrost Termination/Fan Delay standard.
- Beacon II™ must be ordered as a system.
- Variable Speed EC (VSEC) motors require a customer supplied 0-10V signal.
- TXV = Expansion Valve; LLSV = Liquid Line Solenoid Valve
- Molded fan guards are standard and wire fan guards optional at no additional cost.
- Low Temp Motors, Stainless Steel Cabinet & Pan, and Copper Fin Coils are available. Contact your Sales Representative or Account Engineer for more information.
- Call Factory to know the pricing of Double Wall Insulated Drain Pan Option.



## Medium Profile

## Electric Defrost Models & Options

### When Do You Choose a Configurable Model?

- Choose when there is not a standard model listed or you want to add factory-installed options.
- When ordering a configurable model, remember to specify the voltage and fan motor type.

Bohn Standard Model	Bohn Config Model	FPI	List Price (\$US)	Bohn IntelliGen™ Config Model	Bohn IntelliGen™ Config. List Price (\$US)	Factory-Installed Options List Price Adders (\$US)					
						Electrical Options		Drain Pan Options	Mechanical Options		Coil Options
						Beacon II	Room TSTAT	Electric	TXV	TXV & LLSV	Bronz-Glow
BME190EA	BME190SA	6	8,465				325	Standard	615	937	2,629
BME260EA	BME260SA	6	11,403				325	Standard	615	937	2,756
BME310EA	BME310SA	6	12,562				325	Standard	826	1,326	3,336
BME390EA	BME390SA	6	15,212				325	Standard	826	1,326	3,520
BME430EA	BME430SA	6	16,768				325	Standard	826	1,326	4,043
BME520EA	BME520SA	6	18,857				325	Standard	826	1,326	4,286
BME620EA	BME620SA	6	20,474				325	Standard	1,196	1,837	4,695
BML100EA	BML100SA	4.5	5,429				325	Standard	615	937	1,948
BML165EA	BML165SA	4.5	7,681				325	Standard	615	937	2,629
BML220EA	BML220SA	4.5	10,320				325	Standard	615	937	2,756
BML250EA	BML250SA	4.5	10,968				325	Standard	826	1,326	3,336
BML330EA	BML330SA	4.5	14,641				325	Standard	826	1,326	3,520
BML370EA	BML370SA	4.5	16,141				325	Standard	826	1,326	4,043
BML440EA	BML440SA	4.5	18,107				325	Standard	826	1,326	4,286
BML530EA	BML530SA	4.5	19,711				325	Standard	1,196	1,837	4,695
<b>Electric Defrost Models with Totally-Enclosed PSC Motors - 208-230/1/60</b>											
-	BME101SA	6	5,120	BME101SGA	8,034	2,474	325	Standard	615	937	1,948
-	BME140SA	6	6,014	BME140SGA	8,928	2,474	325	Standard	615	937	1,948
-	BME190SA	6	8,269	BME190SGA	11,183	2,474	325	Standard	615	937	2,629
-	BME260SA	6	11,143	BME260SGA	14,057	2,474	325	Standard	615	937	2,756
-	BME310SA	6	12,269	BME310SGA	15,183	2,474	325	Standard	826	1,326	3,336
-	BME390SA	6	14,866	BME390SGA	17,780	2,474	325	Standard	826	1,326	3,520
-	BML100SA	4.5	5,307	BML100SGA	8,221	2,474	325	Standard	615	937	1,948
-	BML165SA	4.5	7,501	BML165SGA	10,415	2,474	325	Standard	615	937	2,629
-	BML220SA	4.5	10,083	BML220SGA	12,997	2,474	325	Standard	615	937	2,756
-	BML250SA	4.5	10,998	BML250SGA	13,912	2,474	325	Standard	826	1,326	3,336
-	BML330SA	4.5	14,304	BML330SGA	17,218	2,474	325	Standard	826	1,326	3,520
<b>Electric Defrost Models with Totally-Enclosed PSC Motors - 208-230/3/60</b>											
-	BME101SA	6	5,120	BME101SGA	8,034	2,474	325	Standard	615	937	1,948
-	BME140SA	6	6,014	BME140SGA	8,928	2,474	325	Standard	615	937	1,948
-	BME190SA	6	8,269	BME190SGA	11,183	2,474	325	Standard	615	937	2,629
-	BME260SA	6	11,143	BME260SGA	14,057	2,474	325	Standard	615	937	2,756

### Regulations Require EC or VSEC Motors!

#### Federal Energy Independence and Security Act of 2007 (H.R. 6)

Walk-Ins manufactured on or after 01/01/2009 and under 3,000 square feet in area with single phase evaporator fan motors less than 1 HP and less than 460V must be EC motors.

#### California Energy Commission Title 24, Section 126

Effective 01/01/2010, refrigerated warehouses with a total cold storage and frozen storage area exceeding 3,000 square feet with single phase evaporator fan motors less than 1 HP and less than 460V must be variable speed EC motors and controlled in response to space conditions.

#### Notes:

- Fixed Defrost Termination/Fan Delay standard.
- Beacon II™ must be ordered as a system.
- Variable Speed EC (VSEC) motors require a customer supplied 0-10V signal.
- TXV = Expansion Valve; LLSV = Liquid Line Solenoid Valve
- Molded fan guards are standard and wire fan guards optional at no additional cost.
- Low Temp Motors, Stainless Steel Cabinet & Pan, and Copper Fin Coils are available. Contact your Sales Representative or Account Engineer for more information.
- Call Factory to know the pricing of Double Wall Insulated Drain Pan Option.

## Medium Profile

## Electric Defrost Models & Options

### When Do You Choose a Configurable Model?

- Choose when there is not a standard model listed or you want to add factory-installed options.
- When ordering a configurable model, remember to specify the voltage and fan motor type.

Section 1

Bohn Standard Model	Bohn Config Model	FPI	List Price (\$US)	Bohn IntelliGen™ Config Model	Bohn IntelliGen™ Config. List Price (\$US)	Factory-Installed Options List Price Adders (\$US)					
						Electrical Options		Drain Pan Options	Mechanical Options		Coil Options
						Beacon II	Room TSTAT	Electric	TXV	TXV & LLSV	Bronz-Glow
-	BME310SA	6	12,269	BME310SGA	15,183	2,474	325	Standard	826	1,326	3,336
-	BME390SA	6	14,866	BME390SGA	17,780	2,474	325	Standard	826	1,326	3,520
-	BME430SA	6	16,373	BME430SGA	19,287	2,474	325	Standard	826	1,326	4,043
-	BME520SA	6	18,424	BME520SGA	21,338	2,474	325	Standard	826	1,326	4,286
-	BME620SA	6	19,992	BME620SGA	22,906	2,474	325	Standard	1,196	1,837	4,695
-	BML100SA	4.5	5,307	BML100SGA	8,221	2,474	325	Standard	615	937	1,948
-	BML165SA	4.5	7,501	BML165SGA	10,415	2,474	325	Standard	615	937	2,629
-	BML220SA	4.5	10,083	BML220SGA	12,997	2,474	325	Standard	615	937	2,756
-	BML250SA	4.5	10,998	BML250SGA	13,912	2,474	325	Standard	826	1,326	3,336
-	BML330SA	4.5	14,304	BML330SGA	17,218	2,474	325	Standard	826	1,326	3,520
-	BML370SA	4.5	15,762	BML370SGA	18,676	2,474	325	Standard	826	1,326	4,043
-	BML440SA	4.5	17,694	BML440SGA	20,608	2,474	325	Standard	826	1,326	4,286
-	BML530SA	4.5	19,248	BML530SGA	22,162	2,474	325	Standard	1,196	1,837	4,695
<b>Electric Defrost Models with Totally-Enclosed PSC Motors - 460/1/60</b>											
-	BME101SA	6	5,413	BME101SGA	8,327	2,474	325	Standard	615	937	1,948
-	BME140SA	6	6,305	BME140SGA	9,219	2,474	325	Standard	615	937	1,948
-	BME190SA	6	8,844	BME190SGA	11,758	2,474	325	Standard	615	937	2,629
-	BME260SA	6	11,719	BME260SGA	14,633	2,474	325	Standard	615	937	2,756
-	BME310SA	6	13,130	BME310SGA	16,044	2,474	325	Standard	826	1,326	3,336
-	BME390SA	6	15,729	BME390SGA	18,643	2,474	325	Standard	826	1,326	3,520
-	BME430SA	6	17,524	BME430SGA	20,438	2,474	325	Standard	826	1,326	4,043
-	BME520SA	6	19,576	BME520SGA	22,490	2,474	325	Standard	826	1,326	4,286
-	BME620SA	6	21,433	BME620SGA	24,347	2,474	325	Standard	1,196	1,837	4,695
-	BML100SA	4.5	5,593	BML100SGA	8,507	2,474	325	Standard	615	937	1,948
-	BML165SA	4.5	8,077	BML165SGA	10,991	2,474	325	Standard	615	937	2,629
-	BML220SA	4.5	10,662	BML220SGA	13,576	2,474	325	Standard	615	937	2,756
-	BML250SA	4.5	11,570	BML250SGA	14,484	2,474	325	Standard	826	1,326	3,336
-	BML330SA	4.5	15,169	BML330SGA	18,083	2,474	325	Standard	826	1,326	3,520
-	BML370SA	4.5	16,911	BML370SGA	19,825	2,474	325	Standard	826	1,326	4,043
-	BML440SA	4.5	18,840	BML440SGA	21,754	2,474	325	Standard	826	1,326	4,286
-	BML530SA	4.5	20,686	BML530SGA	23,600	2,474	325	Standard	1,196	1,837	4,695

### Regulations Require EC or VSEC Motors!

#### Federal Energy Independence and Security Act of 2007 (H.R. 6)

Walk-Ins manufactured on or after 01/01/2009 and under 3,000 square feet in area with single phase evaporator fan motors less than 1 HP and less than 460V must be EC motors.

#### California Energy Commission Title 24, Section 126

Effective 01/01/2010, refrigerated warehouses with a total cold storage and frozen storage area exceeding 3,000 square feet with single phase evaporator fan motors less than 1 HP and less than 460V must be variable speed EC motors and controlled in response to space conditions.

#### Notes:

- Fixed Defrost Termination/Fan Delay standard.
- Beacon II™ must be ordered as a system.
- Variable Speed EC (VSEC) motors require a customer supplied 0-10V signal.
- TXV = Expansion Valve; LLSV = Liquid Line Solenoid Valve
- Molded fan guards are standard and wire fan guards optional at no additional cost.
- Low Temp Motors, Stainless Steel Cabinet & Pan, and Copper Fin Coils are available. Contact your Sales Representative or Account Engineer for more information.
- Call Factory to know the pricing of Double Wall Insulated Drain Pan Option.

## Medium Profile

## Electric Defrost Models & Options

### When Do You Choose a Configurable Model?

- Choose when there is not a standard model listed or you want to add factory-installed options.
- When ordering a configurable model, remember to specify the voltage and fan motor type.

Bohn Standard Model	Bohn Config Model	FPI	List Price (\$US)	Bohn IntelliGen™ Config Model	Bohn IntelliGen™ Config. List Price (\$US)	Factory-Installed Options List Price Adders (\$US)					
						Electrical Options		Drain Pan Options	Mechanical Options		Coil Options
						Beacon II	Room TSTAT	Electric	TXV	TXV & LLSV	Bronz-Glow
<b>Electric Defrost Models with Totally-Enclosed PSC Motors - 460/3/60</b>											
-	BME101SA	6	5,413	BME101SGA	8,327	2,474	325	Standard	615	937	1,948
-	BME140SA	6	6,305	BME140SGA	9,219	2,474	325	Standard	615	937	1,948
-	BME190SA	6	8,844	BME190SGA	11,758	2,474	325	Standard	615	937	2,629
-	BME260SA	6	11,719	BME260SGA	14,633	2,474	325	Standard	615	937	2,756
-	BME310SA	6	13,130	BME310SGA	16,044	2,474	325	Standard	826	1,326	3,336
-	BME390SA	6	15,729	BME390SGA	18,643	2,474	325	Standard	826	1,326	3,520
-	BME430SA	6	17,524	BME430SGA	20,438	2,474	325	Standard	826	1,326	4,043
-	BME520SA	6	19,576	BME520SGA	22,490	2,474	325	Standard	826	1,326	4,286
-	BME620SA	6	21,433	BME620SGA	24,347	2,474	325	Standard	1,196	1,837	4,695
-	BML100SA	4.5	5,593	BML100SGA	8,507	2,474	325	Standard	615	937	1,948
-	BML165SA	4.5	8,077	BML165SGA	10,991	2,474	325	Standard	615	937	2,629
-	BML220SA	4.5	10,662	BML220SGA	13,576	2,474	325	Standard	615	937	2,756
-	BML250SA	4.5	11,570	BML250SGA	14,484	2,474	325	Standard	826	1,326	3,336
-	BML330SA	4.5	15,169	BML330SGA	18,083	2,474	325	Standard	826	1,326	3,520
-	BML370SA	4.5	16,911	BML370SGA	19,825	2,474	325	Standard	826	1,326	4,043
-	BML440SA	4.5	18,840	BML440SGA	21,754	2,474	325	Standard	826	1,326	4,286
-	BML530SA	4.5	20,686	BML530SGA	23,600	2,474	325	Standard	1,196	1,837	4,695

### Regulations Require EC or VSEC Motors!

#### Federal Energy Independence and Security Act of 2007 (H.R. 6)

Walk-Ins manufactured on or after 01/01/2009 and under 3,000 square feet in area with single phase evaporator fan motors less than 1 HP and less than 460V must be EC motors.

#### California Energy Commission Title 24, Section 126

Effective 01/01/2010, refrigerated warehouses with a total cold storage and frozen storage area exceeding 3,000 square feet with single phase evaporator fan motors less than 1 HP and less than 460V must be variable speed EC motors and controlled in response to space conditions.

#### Notes:

- Fixed Defrost Termination/Fan Delay standard.
- Beacon II™ must be ordered as a system.
- Variable Speed EC (VSEC) motors require a customer supplied 0-10V signal.
- TXV = Expansion Valve; LLSV = Liquid Line Solenoid Valve
- Molded fan guards are standard and wire fan guards optional at no additional cost.
- Low Temp Motors, Stainless Steel Cabinet & Pan, and Copper Fin Coils are available. Contact your Sales Representative or Account Engineer for more information.
- Call Factory to know the pricing of Double Wall Insulated Drain Pan Option.

## Medium Profile

## Hot Gas Defrost Models & Options

### When Do You Choose a Configurable Model?

- Choose when there is not a standard model listed or you want to add factory-installed options.
- When ordering a configurable model, remember to specify the voltage and fan motor type.

Bohn Standard Model	Bohn Config Model	FPI	List Price (\$US)	Factory-Installed Options List Price Adders (\$US)				
				Drain Pan Options			Mechanical Options	Coil Options
				Electric	Hot Gas Loop	Double Wall Insulated	TXV	Bronz-Glow or ElectroFin
<b>Hot Gas Defrost Models with VSEC Motors - 115/1/60</b>								
-	BMG190SA	6	9,096	Standard	735	Call Factory	615	2,477
-	BMG260SA	6	11,735	Standard	735	Call Factory	615	2,629
-	BMG310SA	6	13,512	Standard	883	Call Factory	826	3,116
-	BMG390SA	6	15,966	Standard	883	Call Factory	826	3,336
-	BMG430SA	6	18,032	Standard	1,029	Call Factory	1,196	3,755
-	BMG520SA	6	19,964	Standard	1,029	Call Factory	1,196	4,043
-	BMF165SA	4.5	8,874	Standard	735	Call Factory	615	2,477
-	BMF220SA	4.5	11,504	Standard	735	Call Factory	615	2,629
-	BMF250SA	4.5	13,189	Standard	883	Call Factory	826	3,116
-	BMF330SA	4.5	15,498	Standard	883	Call Factory	826	3,336
-	BMF370SA	4.5	17,524	Standard	1,029	Call Factory	1,196	3,755
-	BMF440SA	4.5	19,392	Standard	1,029	Call Factory	1,196	4,043
<b>Hot Gas Defrost Models with VSEC Motors - 208-230/1/60</b>								
-	BMG190SA	6	9,240	Standard	735	Call Factory	615	2,477
-	BMG260SA	6	11,951	Standard	735	Call Factory	615	2,629
-	BMG310SA	6	13,726	Standard	883	Call Factory	826	3,116
-	BMG390SA	6	16,181	Standard	883	Call Factory	826	3,336
-	BMG430SA	6	18,320	Standard	1,029	Call Factory	1,196	3,755
-	BMG520SA	6	20,251	Standard	1,029	Call Factory	1,196	4,043
-	BMF165SA	4.5	9,018	Standard	735	Call Factory	615	2,477
-	BMF220SA	4.5	11,650	Standard	735	Call Factory	615	2,629
-	BMF250SA	4.5	13,400	Standard	883	Call Factory	826	3,116
-	BMF330SA	4.5	15,715	Standard	883	Call Factory	826	3,336
-	BMF370SA	4.5	17,815	Standard	1,029	Call Factory	1,196	3,755
-	BMF440SA	4.5	19,684	Standard	1,029	Call Factory	1,196	4,043
<b>Hot Gas Defrost Models with EC Motors - 115/1/60</b>								
-	BMG190SA	6	8,572	Standard	735	Call Factory	615	2,477
-	BMG260SA	6	11,211	Standard	735	Call Factory	615	2,629

### Regulations Require EC or VSEC Motors!

#### Federal Energy Independence and Security Act of 2007 (H.R. 6)

Walk-Ins manufactured on or after 01/01/2009 and under 3,000 square feet in area with single phase evaporator fan motors less than 1 HP and less than 460V must be EC motors.

#### California Energy Commission Title 24, Section 126

Effective 01/01/2010, refrigerated warehouses with a total cold storage and frozen storage area exceeding 3,000 square feet with single phase evaporator fan motors less than 1 HP and less than 460V must be variable speed EC motors and controlled in response to space conditions.

#### Notes:

- Adjustable Defrost Term/Fan Relay standard.
- Variable Speed EC (VSEC) motors require a customer supplied 0-10V signal.
- TXV = Expansion Valve
- Molded fan guards are standard and wire fan guards optional at no additional cost.
- When using hot gas defrost units on 0°F degree applications and below, an insulated drain pan is required for models with hot gas drain pans.
- Low Temp Motors, Stainless Steel Cabinet & Pan, and Copper Fin Coils are available. Contact your Sales Representative or Account Engineer for more information.
- Must specify which coating at time of order entry.

## Medium Profile

## Hot Gas Defrost Models & Options

### When Do You Choose a Configurable Model?

- Choose when there is not a standard model listed or you want to add factory-installed options.
- When ordering a configurable model, remember to specify the voltage and fan motor type.

Bohn Standard Model	Bohn Config Model	FPI	List Price (\$US)	Factory-Installed Options List Price Adders (\$US)				
				Drain Pan Options			Mechanical Options	Coil Options
				Electric	Hot Gas Loop	Double Wall Insulated	TXV	Bronz-Glow or ElectroFin
-	BMG310SA	6	12,726	Standard	883	Call Factory	826	3,116
-	BMG390SA	6	15,180	Standard	883	Call Factory	826	3,336
-	BMG430SA	6	16,984	Standard	1,029	Call Factory	1,196	3,755
-	BMG520SA	6	18,916	Standard	1,029	Call Factory	1,196	4,043
-	BMF165SA	4.5	8,350	Standard	735	Call Factory	615	2,477
-	BMF220SA	4.5	10,980	Standard	735	Call Factory	615	2,629
-	BMF250SA	4.5	12,403	Standard	883	Call Factory	826	3,116
-	BMF330SA	4.5	14,712	Standard	883	Call Factory	826	3,336
-	BMF370SA	4.5	16,476	Standard	1,029	Call Factory	1,196	3,755
-	BMF440SA	4.5	18,344	Standard	1,029	Call Factory	1,196	4,043
<b>Hot Gas Defrost Models with EC Motors - 208-230/1/60</b>								
-	BMG190SA	6	8,716	Standard	735	Call Factory	615	2,477
-	BMG260SA	6	11,427	Standard	735	Call Factory	615	2,629
-	BMG310SA	6	12,940	Standard	883	Call Factory	826	3,116
-	BMG390SA	6	15,395	Standard	883	Call Factory	826	3,336
-	BMG430SA	6	17,272	Standard	1,029	Call Factory	1,196	3,755
-	BMG520SA	6	19,203	Standard	1,029	Call Factory	1,196	4,043
-	BMF165SA	4.5	8,494	Standard	735	Call Factory	615	2,477
-	BMF220SA	4.5	11,126	Standard	735	Call Factory	615	2,629
-	BMF250SA	4.5	12,614	Standard	883	Call Factory	826	3,116
-	BMF330SA	4.5	14,929	Standard	883	Call Factory	826	3,336
-	BMF370SA	4.5	16,767	Standard	1,029	Call Factory	1,196	3,755
-	BMF440SA	4.5	18,636	Standard	1,029	Call Factory	1,196	4,043
<b>Hot Gas Defrost Models with PSC Motors - 115/1/60</b>								
BMG190AA	BMG190SA	6	7,148	Standard	735	Call Factory	615	2,477
BMG260AA	BMG260SA	6	9,787	Standard	735	Call Factory	615	2,629
BMG310AA	BMG310SA	6	10,590	Standard	883	Call Factory	826	3,116
BMG390AA	BMG390SA	6	13,044	Standard	883	Call Factory	826	3,336
BMG430AA	BMG430SA	6	14,136	Standard	1,029	Call Factory	1,196	3,755

### Regulations Require EC or VSEC Motors!

#### Federal Energy Independence and Security Act of 2007 (H.R. 6)

Walk-Ins manufactured on or after 01/01/2009 and under 3,000 square feet in area with single phase evaporator fan motors less than 1 HP and less than 460V must be EC motors.

#### California Energy Commission Title 24, Section 126

Effective 01/01/2010, refrigerated warehouses with a total cold storage and frozen storage area exceeding 3,000 square feet with single phase evaporator fan motors less than 1 HP and less than 460V must be variable speed EC motors and controlled in response to space conditions.

#### Notes:

- Adjustable Defrost Term/Fan Delay standard.
- Variable Speed EC (VSEC) motors require a customer supplied 0-10V signal.
- TXV = Expansion Valve
- Molded fan guards are standard and wire fan guards optional at no additional cost.
- When using hot gas defrost units on 0°F degree applications and below, an insulated drain pan is required for models with hot gas drain pans.
- Low Temp Motors, Stainless Steel Cabinet & Pan, and Copper Fin Coils are available. Contact your Sales Representative or Account Engineer for more information.
- Must specify which coating at time of order entry.

## Medium Profile

## Hot Gas Defrost Models & Options

### When Do You Choose a Configurable Model?

- Choose when there is not a standard model listed or you want to add factory-installed options.
- When ordering a configurable model, remember to specify the voltage and fan motor type.

Bohn Standard Model	Bohn Config Model	FPI	List Price (\$US)	Factory-Installed Options List Price Adders (\$US)				
				Drain Pan Options			Mechanical Options	Coil Options
				Electric	Hot Gas Loop	Double Wall Insulated	TXV	Bronz-Glow or ElectroFin
BMG520AA	BMG520SA	6	16,068	Standard	1,029	Call Factory	1,196	4,043
BMF165AA	BMF165SA	4.5	6,926	Standard	735	Call Factory	615	2,477
BMF220AA	BMF220SA	4.5	9,556	Standard	735	Call Factory	615	2,629
BMF250AA	BMF250SA	4.5	10,267	Standard	883	Call Factory	826	3,116
BMF330AA	BMF330SA	4.5	12,576	Standard	883	Call Factory	826	3,336
BMF370AA	BMF370SA	4.5	13,628	Standard	1,029	Call Factory	1,196	3,755
BMF440AA	BMF440SA	4.5	15,496	Standard	1,029	Call Factory	1,196	4,043
<b>Hot Gas Defrost Models with PSC Motors - 208-230/1/60</b>								
BMG190BA	BMG190SA	6	7,292	Standard	735	Call Factory	615	2,477
BMG260BA	BMG260SA	6	10,003	Standard	735	Call Factory	615	2,629
BMG310BA	BMG310SA	6	10,804	Standard	883	Call Factory	826	3,116
BMG390BA	BMG390SA	6	13,259	Standard	883	Call Factory	826	3,336
BMG430BA	BMG430SA	6	14,424	Standard	1,029	Call Factory	1,196	3,755
BMG520BA	BMG520SA	6	16,355	Standard	1,029	Call Factory	1,196	4,043
BMF165BA	BMF165SA	4.5	7,070	Standard	735	Call Factory	615	2,477
BMF220BA	BMF220SA	4.5	9,702	Standard	735	Call Factory	615	2,629
BMF250BA	BMF250SA	4.5	10,478	Standard	883	Call Factory	826	3,116
BMF330BA	BMF330SA	4.5	12,793	Standard	883	Call Factory	826	3,336
BMF370BA	BMF370SA	4.5	13,919	Standard	1,029	Call Factory	1,196	3,755
BMF440BA	BMF440SA	4.5	15,788	Standard	1,029	Call Factory	1,196	4,043
<b>Hot Gas Defrost Models with PSC Motors - 460/1/60</b>								
BMG190MA	BMG190SA	6	7,878	Standard	735	Call Factory	615	2,477
BMG260MA	BMG260SA	6	10,589	Standard	735	Call Factory	615	2,629
BMG310MA	BMG310SA	6	11,687	Standard	883	Call Factory	826	3,116
BMG390MA	BMG390SA	6	14,157	Standard	883	Call Factory	826	3,336
BMG430MA	BMG430SA	6	15,593	Standard	1,029	Call Factory	1,196	3,755
BMG520MA	BMG520SA	6	17,530	Standard	1,029	Call Factory	1,196	4,043
BMF165MA	BMF165SA	4.5	7,653	Standard	735	Call Factory	615	2,477
BMF220MA	BMF220SA	4.5	10,289	Standard	735	Call Factory	615	2,629

### Regulations Require EC or VSEC Motors!

#### Federal Energy Independence and Security Act of 2007 (H.R. 6)

Walk-Ins manufactured on or after 01/01/2009 and under 3,000 square feet in area with single phase evaporator fan motors less than 1 HP and less than 460V must be EC motors.

#### California Energy Commission Title 24, Section 126

Effective 01/01/2010, refrigerated warehouses with a total cold storage and frozen storage area exceeding 3,000 square feet with single phase evaporator fan motors less than 1 HP and less than 460V must be variable speed EC motors and controlled in response to space conditions.

#### Notes:

- Adjustable Defrost Term/Fan Delay standard.
- Variable Speed EC (VSEC) motors require a customer supplied 0-10V signal.
- TXV = Expansion Valve
- Molded fan guards are standard and wire fan guards optional at no additional cost.
- When using hot gas defrost units on 0°F degree applications and below, an insulated drain pan is required for models with hot gas drain pans.
- Low Temp Motors, Stainless Steel Cabinet & Pan, and Copper Fin Coils are available. Contact your Sales Representative or Account Engineer for more information.
- Must specify which coating at time of order entry.

## Medium Profile

## Hot Gas Defrost Models & Options

### When Do You Choose a Configurable Model?

- Choose when there is not a standard model listed or you want to add factory-installed options.
- When ordering a configurable model, remember to specify the voltage and fan motor type.

Bohn Standard Model	Bohn Config Model	FPI	List Price (\$US)	Factory-Installed Options List Price Adders (\$US)				
				Drain Pan Options			Mechanical Options	Coil Options
				Electric	Hot Gas Loop	Double Wall Insulated	TXV	Bronz-Glow or ElectroFin
BMF250MA	BMF250SA	4.5	11,362	Standard	883	Call Factory	826	3,116
BMF330MA	BMF330SA	4.5	13,694	Standard	883	Call Factory	826	3,336
BMF370MA	BMF370SA	4.5	15,088	Standard	1,029	Call Factory	1,196	3,755
BMF440MA	BMF440SA	4.5	16,957	Standard	1,029	Call Factory	1,196	4,043
<b>Hot Gas Defrost Models with PSC Motors - 575/1/60</b>								
BMG190LA	BMG190SA	6	8,035	Standard	735	Call Factory	615	2,477
BMG260LA	BMG260SA	6	10,800	Standard	735	Call Factory	615	2,629
BMG310LA	BMG310SA	6	11,920	Standard	883	Call Factory	826	3,116
BMG390LA	BMG390SA	6	14,442	Standard	883	Call Factory	826	3,336
BMG430LA	BMG430SA	6	15,908	Standard	1,029	Call Factory	1,196	3,755
BMG520LA	BMG520SA	6	17,881	Standard	1,029	Call Factory	1,196	4,043
BMF165LA	BMF165SA	4.5	7,807	Standard	735	Call Factory	615	2,477
BMF220LA	BMF220SA	4.5	10,496	Standard	735	Call Factory	615	2,629
BMF250LA	BMF250SA	4.5	11,590	Standard	883	Call Factory	826	3,116
BMF330LA	BMF330SA	4.5	13,966	Standard	883	Call Factory	826	3,336
BMF370LA	BMF370SA	4.5	15,391	Standard	1,029	Call Factory	1,196	3,755
BMF440LA	BMF440SA	4.5	17,298	Standard	1,029	Call Factory	1,196	4,043
<b>Hot Gas Defrost Models with Totally-Enclosed PSC Motors - 208-230/1/60</b>								
-	BMG190SA	6	7,836	Standard	735	Call Factory	615	2,477
-	BMG260SA	6	10,547	Standard	735	Call Factory	615	2,629
-	BMG310SA	6	11,620	Standard	883	Call Factory	826	3,116
-	BMG390SA	6	14,075	Standard	883	Call Factory	826	3,336
-	BMG430SA	6	15,512	Standard	1,029	Call Factory	1,196	3,755
-	BMG520SA	6	17,443	Standard	1,029	Call Factory	1,196	4,043
-	BMF165SA	4.5	7,614	Standard	735	Call Factory	615	2,477
-	BMF220SA	4.5	10,246	Standard	735	Call Factory	615	2,629
-	BMF250SA	4.5	11,294	Standard	883	Call Factory	826	3,116
-	BMF330SA	4.5	13,609	Standard	883	Call Factory	826	3,336
-	BMF370SA	4.5	15,007	Standard	1,029	Call Factory	1,196	3,755
-	BMF440SA	4.5	16,876	Standard	1,029	Call Factory	1,196	4,043

### Regulations Require EC or VSEC Motors!

#### Federal Energy Independence and Security Act of 2007 (H.R. 6)

Walk-Ins manufactured on or after 01/01/2009 and under 3,000 square feet in area with single phase evaporator fan motors less than 1 HP and less than 460V must be EC motors.

#### California Energy Commission Title 24, Section 126

Effective 01/01/2010, refrigerated warehouses with a total cold storage and frozen storage area exceeding 3,000 square feet with single phase evaporator fan motors less than 1 HP and less than 460V must be variable speed EC motors and controlled in response to space conditions.

#### Notes:

- Adjustable Defrost Term/Fan Delay standard.
- Variable Speed EC (VSEC) motors require a customer supplied 0-10V signal.
- TXV = Expansion Valve
- Molded fan guards are standard and wire fan guards optional at no additional cost.
- When using hot gas defrost units on 0°F degree applications and below, an insulated drain pan is required for models with hot gas drain pans.
- Low Temp Motors, Stainless Steel Cabinet & Pan, and Copper Fin Coils are available. Contact your Sales Representative or Account Engineer for more information.
- Must specify which coating at time of order entry.

## Medium Profile

## Hot Gas Defrost Models & Options

### When Do You Choose a Configurable Model?

- Choose when there is not a standard model listed or you want to add factory-installed options.
- When ordering a configurable model, remember to specify the voltage and fan motor type.

Bohn Standard Model	Bohn Config Model	FPI	List Price (\$US)	Factory-Installed Options List Price Adders (\$US)				
				Drain Pan Options			Mechanical Options	Coil Options
				Electric	Hot Gas Loop	Double Wall Insulated	TXV	Bronz-Glow or ElectroFin
<b>Hot Gas Defrost Models with Totally-Enclosed PSC Motors - 460/1/60</b>								
-	BMG190SA	6	8,422	Standard	735	Call Factory	615	2,477
-	BMG260SA	6	11,133	Standard	735	Call Factory	615	2,629
-	BMG310SA	6	12,503	Standard	883	Call Factory	826	3,116
-	BMG390SA	6	14,973	Standard	883	Call Factory	826	3,336
-	BMG430SA	6	16,681	Standard	1,029	Call Factory	1,196	3,755
-	BMG520SA	6	18,618	Standard	1,029	Call Factory	1,196	4,043
-	BMF165SA	4.5	8,197	Standard	735	Call Factory	615	2,477
-	BMF220SA	4.5	10,833	Standard	735	Call Factory	615	2,629
-	BMF250SA	4.5	12,178	Standard	883	Call Factory	826	3,116
-	BMF330SA	4.5	14,510	Standard	883	Call Factory	826	3,336
-	BMF370SA	4.5	16,176	Standard	1,029	Call Factory	1,196	3,755
-	BMF440SA	4.5	18,045	Standard	1,029	Call Factory	1,196	4,043

### Regulations Require EC or VSEC Motors!

#### Federal Energy Independence and Security Act of 2007 (H.R. 6)

Walk-Ins manufactured on or after 01/01/2009 and under 3,000 square feet in area with single phase evaporator fan motors less than 1 HP and less than 460V must be EC motors.

#### California Energy Commission Title 24, Section 126

Effective 01/01/2010, refrigerated warehouses with a total cold storage and frozen storage area exceeding 3,000 square feet with single phase evaporator fan motors less than 1 HP and less than 460V must be variable speed EC motors and controlled in response to space conditions.

#### Notes:

- Adjustable Defrost Term/Fan Delay standard.
- Variable Speed EC (VSEC) motors require a customer supplied 0-10V signal.
- TXV = Expansion Valve
- Molded fan guards are standard and wire fan guards optional at no additional cost.
- When using hot gas defrost units on 0°F degree applications and below, an insulated drain pan is required for models with hot gas drain pans.
- Low Temp Motors, Stainless Steel Cabinet & Pan, and Copper Fin Coils are available. Contact your Sales Representative or Account Engineer for more information.
- Must specify which coating at time of order entry.



## Medium Profile

## Hot Gas Reverse Cycle Kits

### Need a Hot Gas Reverse Cycle Kit?

Need help? Please contact your local Sales Representative or Account Engineer for assistance.

### Kits for Models with Standard Electric Pan

Hot Gas Models Used On		Factory-Installed		Shipped-Loose	
BMG	BMF	Option Code	List Price Adder (\$US)	Part Number	List Price (\$US)
190 - 260	165 - 220	RCK.EP-1	2,747	89867601	412
310 - 520	250 - 440	RCK.EP-2	3,038	89867602	607

**Notes:**

- Factory-installed kits include expansion valve and TXV bypass check valve assembly. Specify valve model style, refrigerant, and SST on order.
- Shipped-loose kits include one check valve and piping for TXV bypass around expansion valve. Kit does not include expansion valve.

### Kits for Models with Optional Hot Gas Pan

Hot Gas Models Used On		Factory-Installed		Shipped-Loose	
BMG	BMF	Option Code	List Price Adder (\$US)	Part Number	List Price (\$US)
190	165	RCK.HGP-1	3,586	89869403 + 89867601	1,044
260	220	RCK.HGP-2	4,222	89869402 + 89867601	1,283
310 - 390	250 - 330	RCK.HGP-3	4,514	89869402 + 89867602	1,464
430 - 520	370 - 440	RCK.HGP-4	4,681	89869401 + 89867602	1,564

**Notes:**

- Factory installed kits included expansion valve, TXV Bypass check valve assembly, suction check valve assembly, and drain pan check valve assembly. Kit does not include hot gas pan price. Specify valve model style, refrigerant, and SST on order.
- Shipped-loose kits include one check valve and piping for TXV bypass around expansion valve, one check valve and piping for drain pan assembly and one check valve and piping for suction assembly. Kit does not include Hot gas pan pricing. Kit does not include expansion valve.

### Hot Gas 3-Pipe Kits Available.

Contact your local sales representative or Account Engineer for more information.

## Medium Profile

## Shipped-Loose Accessories

A wide range of shipped-loose accessories are available to order. Can't Find Something or need help selecting the appropriate accessory for your unit? Please contact your local Sales Representative or Account Engineer for assistance

Part Number	Description	List Price (\$US)	Notes
<b>Room Thermostats</b>			
2891040	Room Thermostat	309	-
28963301	Electronic Room Thermostat	502	-
<b>Air Sock Collars</b>			
89865801	Collar for Air Sock (18" fan)	254	Must be used with wire fan guards. Must order 1 per fan.
<b>Defrost Controls</b>			
4267W	Adjustable Defrost Control/Fan Delay Switch	289	-
21340101	Electric Defrost Timer (60 Hz)	362	-
5505-R	30-Amp Contactor	387	Use as fan or heater contactor
5738-N	50-Amp Contactor	440	Use Interlink part 2252340
<b>Check Valves</b>			
5890C	7/8" Suction Line Check Valve	217	-
5889C	1 1/8" Suction Line Check Valve	423	-
2933022	1 3/8" Suction Line Check Valve	874	-
5731F	1 5/8" Suction Line Check Valve	881	-
<b>Drain Line Heaters</b>			
5508Q	6 ft. Drain Line Heater (208-230V, 42 Watts)	157	-
5594P	12 ft. Drain Line Heater (208-230V, 84 Watts)	171	-
5595P	18 ft. Drain Line Heater (208-230V, 126 Watts)	203	-
5596P	36 ft. Drain Line Heater (208-230V, 252 Watts)	311	-
5597P	60 ft. Drain Line Heater (208-230V, 420 Watts)	573	-
<b>Heat Exchangers</b>			
24200005	Heat Exchanger used on 130 Air Defrost Model and 100 - 140 Electric Defrost Models	282	3/8" Liquid Connection OD, 7/8" Suction Connection OD, 14" Length, 2lbs Approx. Ship Wt.
24200007	Heat Exchanger used on 155 - 300 Air Defrost Models and 165 - 190 Electric & Hot Gas Defrost Models	329	1/2" Liquid Connection OD, 1 1/8" Suction Connection OD, 14" Length, 2lbs Approx. Ship Wt.
24200008	Heat Exchanger used on 365 - 450 Air Defrost Models, 260 - 390 (6 FPI) Electric & Hot Gas Defrost Models, and 220 - 330 (4 FPI) Electric & Hot Gas Defrost Models	552	5/8" Liquid Connection OD, 1 3/8" Suction Connection OD, 14" Length, 3lbs Approx. Ship Wt.
24200009	Heat Exchanger used on 510 - 710 Air Defrost Models and 370 - 620 Electric & Hot Gas Defrost Models	605	7/8" Liquid Connection OD, 1 5/8" Suction Connection OD, 16" Length, 4lbs Approx. Ship Wt.

## Expansion Valves (TXV)

When placing order, please specify refrigerant type, saturated suction temperature (SST), liquid temperature, and room temperature.

Part Number	List Price (\$US)	Capacity Range (BTUH)
TXV024	359	24,000 BTUH and under
TXV036	359	24,000 BTUH to 36,000 BTUH
TXV060	583	36,000 BTUH to 60,000 BTUH
TXV120	738	60,000 BTUH to 120,000 BTUH
TXV360	930	120,000 BTUH to 360,000 BTUH

## Liquid-line Solenoid Valves (LLSV)

Part Number	List Price (\$US)	Size	Capacity Range (R-404A)	
			Medium Temperature Application (BTUH)	Low Temperature Application (BTUH)
29318013	371	3/8	12,000 BTUH and under	11,000 BTUH and under
4502Z	371	3/8	12,000 BTUH to 24,000 BTUH	11,000 BTUH to 21,000 BTUH
29318011	371	3/8	24,000 BTUH to 44,000 BTUH	21,000 BTUH to 38,000 BTUH
29318012	371	1/2	36,000 BTUH to 51,000 BTUH	31,000 BTUH to 44,000 BTUH
5766Y	371	1/2	51,000 BTUH to 72,000 BTUH	44,000 BTUH to 62,000 BTUH
5768Y	492	5/8	72,000 BTUH to 144,000 BTUH	62,000 BTUH to 120,000 BTUH

## Large Unit Coolers

## Overview



### Product Description

The large unit cooler line, available in air, electric, and hot gas defrost, is ideal for warehouse cooler/freezer applications. These superior quality, heavy duty evaporators are available in a wide range of capacities to support many applications. Opting for EC motors or the Beacon II™ Refrigeration System makes this product qualified to be included in the **E Solutions™** product portfolio because of increased energy efficiency and cost savings.

### Certifications



### Standard Features

#### Ease of Installation & Service

- Liquid line solenoid wiring harness for faster installation
- Standardized terminal board for easier field wiring
- Hinged drain pan and access panels for easy servicing
- Suction Schrader fitting for easier suction temperature measurement
- Captive fasteners on access panels for easy servicing — no fumbling with loose bolts and nuts

#### Reliable & Durable

- Thermo-Flex™ (with five-year limited warranty) is innovative, eliminates leaks, and reduces risk of refrigerant loss
- Mill finish aluminum provides an attractive design and structurally sound cabinet
- PVC coated steel wire fan guards

#### Performance

- 850 rpm motors are quiet and reliable
- Long air throw is ideal for large warehouse and industrial application
- High CFM motors

#### Versatile

- Adjustable defrost control can be customized per application
- Available with air, electric, or hot gas defrost
- Beacon II™ compatible
- Many motors and voltages available

### Nomenclature

BH	A	850	C	G	P	A
Model Series	Model Type	Capacity	Electrical Code	Control Option	Optional Motor	Vintage
<b>B</b> = Bohn Large Unit Coolers	<b>A</b> = Air Deforst, 6 or 8 FPI <b>E</b> = Electric Deforst, 6 FPI <b>L</b> = Electric Deforst, 4.5 FPI <b>G</b> = Hot Gas Defrost, 6 FPI <b>F</b> = Hot Gas Defrost, 4.5 FPI	# x 100 = BTUH	<b>B</b> = 208-230/1/60 <b>C</b> = 208-230/3/60 <b>D</b> = 460/3/60 <b>M</b> = 460/1/60 <b>E</b> = 573/3/60 <b>X</b> = 380-400/3/50 <b>Y</b> = 200-220/1/50 <b>S</b> = Configurable	<b>G</b> = intelliGen™ <small>*only available on Air and Electric Defrost Models</small>	<b>T</b> = Totally Enclosed Motors <b>V</b> = High CFM Option <b>P</b> = 3-Phase Motor	

## Large Unit Coolers

## Air Defrost Models & Options

### When Do You Choose a Configurable Model?

- Choose when there is not a standard model listed or you want to add factory-installed options.
- When ordering a configurable model, remember to specify the voltage and fan motor type.

Section 1

Bohn Standard Model	Bohn Config Model	List Price (\$US)	Bohn IntelliGen™ Config Model	Bohn IntelliGen™ Config. List Price (\$US)	Factory-Installed Options List Price Adders (\$US)					
					Electrical Options		Mechanical Options		Coil Options	
					Beacon II	Room TSTAT	TXV	TXV & LLSV	Bohn-Guard™ Fin Protection	Bronz-Glow or ElectroFin
<b>Air Defrost Models with Totally Enclosed VFD Approved Motors - 208-230/3/60</b>										
-	BHA520SA	13,675	BHA520SGA	18,768	4,662	325	1,099	1,709	1,458	4,199
-	BHA630SA	15,076	BHA630SGA	20,169	4,662	325	1,099	1,709	1,458	4,334
-	BHA750SA	18,574	BHA750SGA	23,667	4,662	325	1,099	1,709	1,548	5,189
-	BHA850SA	19,980	BHA850SGA	25,073	4,662	325	1,099	1,709	1,548	5,189
-	BHA930SA	21,898	BHA930SGA	26,991	4,662	325	1,304	2,064	1,665	6,357
-	BHA1100SA	23,829	BHA1100SGA	28,922	4,662	325	1,304	2,064	1,665	6,357
-	BHA1170SA	29,179	BHA1170SGA	34,272	4,662	325	1,304	2,064	1,782	7,368
-	BHA1400SA	32,691	BHA1400SGA	Call Factory	4,662	325	1,304	2,064	1,782	7,368
-	BHA1610SA	34,448	BHA1610SGA	Call Factory	4,662	325	1,607	Call Factory	1,782	8,042
-	BHA1900SA	40,425	BHA1900SGA	Call Factory	4,662	325	1,425	2,275	2,867	10,042
-	BHA2160SA	44,639	BHA2160SGA	Call Factory	4,662	325	1,425	2,275	2,107	10,510
-	BHA2200SA	44,055	BHA2200SGA	Call Factory	4,662	325	1,425	2,275	2,867	11,393
-	BHA2440SA	50,909	BHA2440SGA	Call Factory	4,662	325	1,425	2,275	2,867	12,759
-	BHA2500SA	49,501	BHA2500SGA	Call Factory	4,662	325	1,425	2,275	2,337	11,938
-	BHA2780SA	53,190	BHA2780SGA	Call Factory	4,662	325	1,425	2,275	2,337	13,377
<b>Air Defrost Models with Totally Enclosed VFD Approved Motors - 460/3/60</b>										
-	BHA520SA	13,675	BHA520SGA	18,768	4,662	325	1,099	1,709	1,458	4,199
-	BHA630SA	15,076	BHA630SGA	20,169	4,662	325	1,099	1,709	1,458	4,334
-	BHA750SA	18,574	BHA750SGA	23,667	4,662	325	1,099	1,709	1,548	5,189
-	BHA850SA	19,980	BHA850SGA	25,073	4,662	325	1,099	1,709	1,548	5,189
-	BHA930SA	21,898	BHA930SGA	26,991	4,662	325	1,304	2,064	1,665	6,357
-	BHA1100SA	23,829	BHA1100SGA	28,922	4,662	325	1,304	2,064	1,665	6,357
-	BHA1170SA	29,179	BHA1170SGA	34,272	4,662	325	1,304	2,064	1,782	7,368
-	BHA1400SA	32,691	BHA1400SGA	Call Factory	4,662	325	1,304	2,064	1,782	7,368
-	BHA1610SA	34,448	BHA1610SGA	Call Factory	4,662	325	1,607	Call Factory	1,782	8,042
-	BHA1900SA	40,425	BHA1900SGA	Call Factory	4,662	325	1,425	2,275	2,867	10,042
-	BHA2160SA	44,639	BHA2160SGA	Call Factory	4,662	325	1,425	2,275	2,107	10,510
-	BHA2200SA	44,055	BHA2200SGA	Call Factory	4,662	325	1,425	2,275	2,867	11,393
-	BHA2440SA	50,909	BHA2440SGA	Call Factory	4,662	325	1,425	2,275	2,867	12,759
-	BHA2500SA	49,501	BHA2500SGA	Call Factory	4,662	325	1,425	2,275	2,337	11,938
-	BHA2780SA	53,190	BHA2780SGA	Call Factory	4,662	325	1,425	2,275	2,337	13,377

### Regulation Requires VFD Approved Motors!

#### California Energy Commission Title 24, Section 126

Effective 01/01/2010, refrigerated warehouses with a total cold storage and frozen storage area exceeding 3,000 square feet must be variable speed and controlled in response to space conditions. Single phase evaporator fan motors less than 1 HP and less than 460V must be variable speed EC motors. Exception: Evaporators served by a single compressor without unloading capability.

#### Notes:

- Beacon II™ must be ordered as a system. Models 1610, 2440, 2500, 2780 and the models 1900, 2160, 2200 (when used with 404A) require special split circuiting.
- Customer to supply VFD to control VFD approved motors.
- TXV = Expansion Valve; LLSV = Liquid Line Solenoid Valve
- Double Wall Insulated Pans, Stainless Steel Cabinet & Pan, Drain Pan Baffles, Electric Re-Heat Option, Dual Circuited Coils, and Copper Fin Coils are available. Contact your Sales Representative or Account Engineer for more information.
- Must specify which coating at time of order entry.

## Large Unit Coolers

## Air Defrost Models & Options

### When Do You Choose a Configurable Model?

- Choose when there is not a standard model listed or you want to add factory-installed options.
- When ordering a configurable model, remember to specify the voltage and fan motor type.

Bohn Standard Model	Bohn Config Model	List Price (\$US)	Bohn IntelliGen™ Config Model	Bohn IntelliGen™ Config. List Price (\$US)	Factory-Installed Options List Price Adders (\$US)					
					Electrical Options		Mechanical Options		Coil Options	
					Beacon II	Room TSTAT	TXV	TXV & LLSV	Bohn-Guard™ Fin Protection	Bronz-Glow or ElectroFin
<b>Air Defrost Models with Standard Motors - 208-230/1/60</b>										
BHA520BA	BHA520SA	12,653	BHA520SGA	17,746	4,662	325	1,099	1,709	1,458	4,199
BHA630BA	BHA630SA	14,054	BHA630SGA	19,147	4,662	325	1,099	1,709	1,458	4,334
BHA750BA	BHA750SA	17,044	BHA750SGA	22,137	4,662	325	1,099	1,709	1,548	5,189
BHA850BA	BHA850SA	18,450	BHA850SGA	23,543	4,662	325	1,099	1,709	1,548	5,189
BHA930BA	BHA930SA	19,858	BHA930SGA	24,951	4,662	325	1,304	2,064	1,665	6,357
BHA1100BA	BHA1100SA	21,789	BHA1100SGA	26,882	4,662	325	1,304	2,064	1,665	6,357
<b>Air Defrost Models with Standard Motors - 208-230/3/60</b>										
BHA520CPA	BHA520SA	13,442	BHA520SGA	18,535	4,662	325	1,099	1,709	1,458	4,199
BHA630CPA	BHA630SA	15,027	BHA630SGA	20,120	4,662	325	1,099	1,709	1,458	4,334
BHA750CA	BHA750SA	17,044	BHA750SGA	22,137	4,662	325	1,099	1,709	1,548	5,189
BHA750CPA	BHA750SA	18,258	BHA750SGA	23,351	4,662	325	1,099	1,709	1,548	5,189
BHA850CA	BHA850SA	18,450	BHA850SGA	23,543	4,662	325	1,099	1,709	1,548	5,189
BHA850CPA	BHA850SA	19,612	BHA850SGA	24,705	4,662	325	1,099	1,709	1,548	5,189
BHA930CA	BHA930SA	19,858	BHA930SGA	24,951	4,662	325	1,304	2,064	1,665	6,357
BHA930CPA	BHA930SA	21,436	BHA930SGA	26,529	4,662	325	1,304	2,064	1,665	6,357
BHA1100CA	BHA1100SA	21,789	BHA1100SGA	26,882	4,662	325	1,304	2,064	1,665	6,357
BHA1100CPA	BHA1100SA	23,371	BHA1100SGA	28,464	4,662	325	1,304	2,064	1,665	6,357
BHA1170CPA	BHA1170SA	28,294	BHA1170SGA	33,387	4,662	325	1,304	2,064	1,782	7,368
BHA1400CPA	BHA1400SA	31,806	BHA1400SGA	Call Factory	4,662	325	1,304	2,064	1,782	7,368
BHA1610CPA	BHA1610SA	33,563	BHA1610SGA	Call Factory	4,662	325	1,607	Call Factory	1,782	8,042
BHA1900CPA	BHA1900SA	39,540	BHA1900SGA	Call Factory	4,662	325	1,425	2,275	2,867	10,042
BHA2160CPA	BHA2160SA	43,754	BHA2160SGA	Call Factory	4,662	325	1,425	2,275	2,107	10,510
BHA2200CPA	BHA2200SA	42,875	BHA2200SGA	Call Factory	4,662	325	1,425	2,275	2,867	11,393
BHA2440CPA	BHA2440SA	49,729	BHA2440SGA	Call Factory	4,662	325	1,425	2,275	2,867	12,759
BHA2500CPA	BHA2500SA	48,321	BHA2500SGA	Call Factory	4,662	325	1,425	2,275	2,337	11,938
BHA2780CPA	BHA2780SA	52,010	BHA2780SGA	Call Factory	4,662	325	1,425	2,275	2,337	13,377
<b>Air Defrost Models with Standard Motors - 460/1/60</b>										
BHA520MA	BHA520SA	12,653	BHA520SGA	17,746	4,662	325	1,099	1,709	1,458	4,199
BHA630MA	BHA630SA	14,054	BHA630SGA	19,147	4,662	325	1,099	1,709	1,458	4,334
<b>Air Defrost Models with Standard Motors - 460/3/60</b>										
BHA520DPA	BHA520SA	13,442	BHA520SGA	18,535	4,662	325	1,099	1,709	1,458	4,199
BHA630DPA	BHA630SA	15,027	BHA630SGA	20,120	4,662	325	1,099	1,709	1,458	4,334

### Regulation Requires VFD Approved Motors!

#### California Energy Commission Title 24, Section 126

Effective 01/01/2010, refrigerated warehouses with a total cold storage and frozen storage area exceeding 3,000 square feet must be variable speed and controlled in response to space conditions. Single phase evaporator fan motors less than 1 HP and less than 460V must be variable speed EC motors. Exception: Evaporators served by a single compressor without unloading capability.

#### Notes:

- Beacon II™ must be ordered as a system. Models 1610, 2440, 2500, 2780 and the models 1900, 2160, 2200 (when used with 404A) require special split circuiting.
- Customer to supply VFD to control VFD approved motors.
- TXV = Expansion Valve; LLSV = Liquid Line Solenoid Valve
- Double Wall Insulated Pans, Stainless Steel Cabinet & Pan, Drain Pan Baffles, Electric Re-Heat Option, Dual Circuited Coils, and Copper Fin Coils are available. Contact your Sales Representative or Account Engineer for more information.
- Must specify which coating at time of order entry.

## Large Unit Coolers

## Air Defrost Models & Options

### When Do You Choose a Configurable Model?

- Choose when there is not a standard model listed or you want to add factory-installed options.
- When ordering a configurable model, remember to specify the voltage and fan motor type.

Section 1

Bohn Standard Model	Bohn Config Model	List Price (\$US)	Bohn IntelliGen™ Config Model	Bohn IntelliGen™ Config. List Price (\$US)	Factory-Installed Options List Price Adders (\$US)					
					Electrical Options		Mechanical Options		Coil Options	
					Beacon II	Room TSTAT	TXV	TXV & LLSV	Bohn-Guard™ Fin Protection	Bronz-Glow or ElectroFin
BHA750DA	BHA750SA	17,044	BHA750SGA	22,137	4,662	325	1,099	1,709	1,548	5,189
BHA750DPA	BHA750SA	18,258	BHA750SGA	23,351	4,662	325	1,099	1,709	1,548	5,189
BHA850DA	BHA850SA	18,450	BHA850SGA	23,543	4,662	325	1,099	1,709	1,548	5,189
BHA850DPA	BHA850SA	19,612	BHA850SGA	24,705	4,662	325	1,099	1,709	1,548	5,189
BHA930DA	BHA930SA	19,858	BHA930SGA	24,951	4,662	325	1,304	2,064	1,665	6,357
BHA930DPA	BHA930SA	21,436	BHA930SGA	26,529	4,662	325	1,304	2,064	1,665	6,357
BHA1100DA	BHA1100SA	21,789	BHA1100SGA	26,882	4,662	325	1,304	2,064	1,665	6,357
BHA1100DPA	BHA1100SA	23,371	BHA1100SGA	28,464	4,662	325	1,304	2,064	1,665	6,357
BHA1170DPA	BHA1170SA	28,294	BHA1170SGA	33,387	4,662	325	1,304	2,064	1,782	7,368
BHA1400DPA	BHA1400SA	31,806	BHA1400SGA	Call Factory	4,662	325	1,304	2,064	1,782	7,368
BHA1610DPA	BHA1610SA	33,563	BHA1610SGA	Call Factory	4,662	325	1,607	Call Factory	1,782	8,042
BHA1900DPA	BHA1900SA	39,540	BHA1900SGA	Call Factory	4,662	325	1,425	2,275	2,867	10,042
BHA2160DPA	BHA2160SA	43,754	BHA2160SGA	Call Factory	4,662	325	1,425	2,275	2,107	10,510
BHA2200DPA	BHA2200SA	42,875	BHA2200SGA	Call Factory	4,662	325	1,425	2,275	2,867	11,393
BHA2440DPA	BHA2440SA	49,729	BHA2440SGA	Call Factory	4,662	325	1,425	2,275	2,867	12,759
BHA2500DPA	BHA2500SA	48,321	BHA2500SGA	Call Factory	4,662	325	1,425	2,275	2,337	11,938
BHA2780DPA	BHA2780SA	52,010	BHA2780SGA	Call Factory	4,662	325	1,425	2,275	2,337	13,377
<b>Air Defrost Models with Standard Motors - 575/3/60</b>										
BHA520EPA	BHA520SA	13,711	BHA520SGA	18,804	4,662	325	1,099	1,709	1,458	4,199
BHA630EPA	BHA630SA	15,326	BHA630SGA	20,419	4,662	325	1,099	1,709	1,458	4,334
BHA750EPA	BHA750SA	18,623	BHA750SGA	23,716	4,662	325	1,099	1,709	1,548	5,189
BHA850EPA	BHA850SA	20,003	BHA850SGA	25,096	4,662	325	1,099	1,709	1,548	5,189
BHA930EPA	BHA930SA	21,864	BHA930SGA	26,957	4,662	325	1,304	2,064	1,665	6,357
BHA1100EPA	BHA1100SA	23,838	BHA1100SGA	28,931	4,662	325	1,304	2,064	1,665	6,357
BHA1170EPA	BHA1170SA	28,858	BHA1170SGA	33,951	4,662	325	1,304	2,064	1,782	7,368
BHA1400EPA	BHA1400SA	32,441	BHA1400SGA	Call Factory	4,662	325	1,304	2,064	1,782	7,368
BHA1610EPA	BHA1610SA	34,233	BHA1610SGA	Call Factory	4,662	325	1,607	Call Factory	1,782	8,042
BHA1900EPA	BHA1900SA	40,328	BHA1900SGA	Call Factory	4,662	325	1,425	2,275	2,867	10,042
BHA2160EPA	BHA2160SA	44,628	BHA2160SGA	Call Factory	4,662	325	1,425	2,275	2,107	10,510
BHA2200EPA	BHA2200SA	43,732	BHA2200SGA	Call Factory	4,662	325	1,425	2,275	2,867	11,393
BHA2440EPA	BHA2440SA	50,725	BHA2440SGA	Call Factory	4,662	325	1,425	2,275	2,867	12,759
BHA2500EPA	BHA2500SA	49,290	BHA2500SGA	Call Factory	4,662	325	1,425	2,275	2,337	11,938
BHA2780EPA	BHA2780SA	52,984	BHA2780SGA	Call Factory	4,662	325	1,425	2,275	2,337	13,377

### Regulation Requires VFD Approved Motors!

#### California Energy Commission Title 24, Section 126

Effective 01/01/2010, refrigerated warehouses with a total cold storage and frozen storage area exceeding 3,000 square feet must be variable speed and controlled in response to space conditions. Single phase evaporator fan motors less than 1 HP and less than 460V must be variable speed EC motors. Exception: Evaporators served by a single compressor without unloading capability.

#### Notes:

- Beacon II™ must be ordered as a system. Models 1610, 2440, 2500, 2780 and the models 1900, 2160, 2200 (when used with 404A) require special split circuiting.
- Customer to supply VFD to control VFD approved motors.
- TXV = Expansion Valve; LLSV = Liquid Line Solenoid Valve
- Double Wall Insulated Pans, Stainless Steel Cabinet & Pan, Drain Pan Baffles, Electric Re-Heat Option, Dual Circuited Coils, and Copper Fin Coils are available. Contact your Sales Representative or Account Engineer for more information.
- Must specify which coating at time of order entry.

# Refrigerated Warehouse Unit Coolers

## Large Unit Coolers

## Electric Defrost Models & Options

### When Do You Choose a Configurable Model?

- Choose when there is not a standard model listed or you want to add factory-installed options.
- When ordering a configurable model, remember to specify the voltage and fan motor type.

Bohn Standard Model	Bohn Config Model	List Price (\$US)	Bohn IntelliGen™ Config Model	Bohn IntelliGen™ Config. List Price (\$US)	Factory-Installed Options List Price Adders (\$US)					
					Electrical Options		Drain Pan Options	Mechanical Options		Coil Options
					Beacon II	Room TSTAT	Electric	TXV	TXV & LLSV	Bronz-Glow
<b>Electric Defrost Models with Totally Enclosed VFD Approved Motors - 208-230/3/60</b>										
-	BHE450SA	15,957	BHE450SGA	21,050	4,662	325	Standard	1,099	1,709	5,085
-	BHE550SA	18,240	BHE550SGA	23,333	4,662	325	Standard	1,099	1,709	5,085
-	BHE640SA	20,332	BHE640SGA	25,425	4,662	325	Standard	1,099	1,709	5,941
-	BHE740SA	23,844	BHE740SGA	28,937	4,662	325	Standard	1,099	1,709	5,941
-	BHE810SA	29,097	BHE810SGA	34,190	4,662	325	Standard	1,304	2,064	7,109
-	BHE950SA	31,565	BHE950SGA	36,658	4,662	325	Standard	1,304	2,064	7,109
-	BHE1020SA	32,691	BHE1020SGA	37,784	4,662	325	Standard	1,304	2,064	8,121
-	BHE1200SA	37,258	BHE1200SGA	Call Factory	4,662	325	Standard	1,304	2,064	8,121
-	BHE1390SA	40,773	BHE1390SGA	Call Factory	Call Factory	325	Standard	1,607	Call Factory	8,794
-	BHE1650SB	52,547	BHE1650SGB	Call Factory	4,662	325	Standard	1,304	2,275	Call Factory
-	BHE2120SB	64,263	BHE2120SGB	Call Factory	Call Factory	325	Standard	1,304	2,275	Call Factory
-	BHL400SA	14,899	BHL400SGA	19,992	4,662	325	Standard	1,099	1,709	5,085
-	BHL480SA	18,064	BHL480SGA	23,157	4,662	325	Standard	1,099	1,709	5,085
-	BHL560SA	19,980	BHL560SGA	25,073	4,662	325	Standard	1,099	1,709	5,941
-	BHL650SA	21,914	BHL650SGA	27,007	4,662	325	Standard	1,099	1,709	5,941
-	BHL710SA	24,007	BHL710SGA	29,100	4,662	325	Standard	1,304	2,064	7,109
-	BHL840SA	31,034	BHL840SGA	36,127	4,662	325	Standard	1,304	2,064	7,109
-	BHL890SA	32,337	BHL890SGA	37,430	4,662	325	Standard	1,304	2,064	8,121
-	BHL1050SA	36,559	BHL1050SGA	41,652	4,662	325	Standard	1,304	2,064	8,121
-	BHL1220SA	40,425	BHL1220SGA	Call Factory	Call Factory	325	Standard	1,607	Call Factory	8,794
-	BHL1440SB	50,790	BHL1440SGB	Call Factory	4,662	325	Standard	1,304	2,275	Call Factory
-	BHL1860SB	61,451	BHL1860SGB	Call Factory	Call Factory	325	Standard	1,304	2,275	Call Factory
<b>Electric Defrost Models with Totally Enclosed VFD Approved Motors - 460/3/60</b>										
-	BHE450SA	15,957	BHE450SGA	21,050	4,662	325	Standard	1,099	1,709	5,085
-	BHE550SA	18,240	BHE550SGA	23,333	4,662	325	Standard	1,099	1,709	5,085
-	BHE640SA	20,332	BHE640SGA	25,425	4,662	325	Standard	1,099	1,709	5,941
-	BHE740SA	23,844	BHE740SGA	28,937	4,662	325	Standard	1,099	1,709	5,941
-	BHE810SA	29,097	BHE810SGA	34,190	4,662	325	Standard	1,304	2,064	7,109
-	BHE950SA	31,565	BHE950SGA	36,658	4,662	325	Standard	1,304	2,064	7,109
-	BHE1020SA	32,691	BHE1020SGA	37,784	4,662	325	Standard	1,304	2,064	8,121

### Regulation Requires VFD Approved Motors!

#### California Energy Commission Title 24, Section 126

Effective 01/01/2010, refrigerated warehouses with a total cold storage and frozen storage area exceeding 3,000 square feet must be variable speed and controlled in response to space conditions. Single phase evaporator fan motors less than 1 HP and less than 460V must be variable speed EC motors. Exception: Evaporators served by a single compressor without unloading capability.

#### Notes:

- Adjustable Defrost Term/Fan Delay standard.
- Beacon II™ must be ordered as a system. Models 1610, 2440, 2500, 2780 and the models 1900, 2160, 2200 (when used with 404A) require special split circuiting.
- Customer to supply VFD to control VFD approved motors.
- TXV = Expansion Valve; LLSV = Liquid Line Solenoid Valve
- 3 Phase Low temp motors and Stainless Steel Cabinet & Pan, Drain Pan Baffles, Electric Re-Heat Option, Dual Circuited Coils, and Copper Fin Coils are available. Contact your Sales Representative or Account Engineer for more information.
- Call Factory to know the pricing of Double Wall Insulated Drain Pan Option.

## Large Unit Coolers

## Electric Defrost Models & Options

### When Do You Choose a Configurable Model?

- Choose when there is not a standard model listed or you want to add factory-installed options.
- When ordering a configurable model, remember to specify the voltage and fan motor type.

Section 1

Bohn Standard Model	Bohn Config Model	List Price (\$US)	Bohn IntelliGen™ Config Model	Bohn IntelliGen™ Config. List Price (\$US)	Factory-Installed Options List Price Adders (\$US)					
					Electrical Options		Drain Pan Options	Mechanical Options		Coil Options
					Beacon II	Room TSTAT	Electric	TXV	TXV & LLSV	Bronz-Glow
-	BHE1200SA	37,258	BHE1200SGA	Call Factory	4,662	325	Standard	1,304	2,064	8,121
-	BHE1390SA	40,773	BHE1390SGA	Call Factory	Call Factory	325	Standard	1,607	Call Factory	8,794
-	BHE1650SB	52,547	BHE1650SGB	Call Factory	4,662	325	Standard	1,304	2,275	Call Factory
-	BHE2120SB	64,263	BHE2120SGB	Call Factory	Call Factory	325	Standard	1,304	2,275	Call Factory
-	BHL400SA	14,899	BHL400SGA	19,992	4,662	325	Standard	1,099	1,709	5,085
-	BHL480SA	18,064	BHL480SGA	23,157	4,662	325	Standard	1,099	1,709	5,085
-	BHL560SA	19,980	BHL560SGA	25,073	4,662	325	Standard	1,099	1,709	5,941
-	BHL650SA	21,914	BHL650SGA	27,007	4,662	325	Standard	1,099	1,709	5,941
-	BHL710SA	24,007	BHL710SGA	29,100	4,662	325	Standard	1,304	2,064	7,109
-	BHL840SA	31,034	BHL840SGA	36,127	4,662	325	Standard	1,304	2,064	7,109
-	BHL890SA	32,337	BHL890SGA	37,430	4,662	325	Standard	1,304	2,064	8,121
-	BHL1050SA	36,559	BHL1050SGA	41,652	4,662	325	Standard	1,304	2,064	8,121
-	BHL1220SA	40,425	BHL1220SGA	Call Factory	Call Factory	325	Standard	1,607	Call Factory	8,794
-	BHL1440SB	50,790	BHL1440SGB	Call Factory	4,662	325	Standard	1,304	2,275	Call Factory
-	BHL1860SB	61,451	BHL1860SGB	Call Factory	Call Factory	325	Standard	1,304	2,275	Call Factory

### Electric Defrost Models with Standard Motors - 208-230/3/60

BHE450CA	BHE450SA	14,937	BHE450SGA	20,030	4,662	325	Standard	1,099	1,709	5,085
BHE450CPA	BHE450SA	15,728	BHE450SGA	20,821	4,662	325	Standard	1,099	1,709	5,085
BHE550CA	BHE550SA	17,220	BHE550SGA	22,313	4,662	325	Standard	1,099	1,709	5,085
BHE550CPA	BHE550SA	17,996	BHE550SGA	23,089	4,662	325	Standard	1,099	1,709	5,085
BHE640CA	BHE640SA	18,802	BHE640SGA	23,895	4,662	325	Standard	1,099	1,709	5,941
BHE640CPA	BHE640SA	19,963	BHE640SGA	25,056	4,662	325	Standard	1,099	1,709	5,941
BHE740CA	BHE740SA	22,314	BHE740SGA	27,407	4,662	325	Standard	1,099	1,709	5,941
BHE740CPA	BHE740SA	23,545	BHE740SGA	28,638	4,662	325	Standard	1,099	1,709	5,941
BHE810CA	BHE810SA	27,057	BHE810SGA	32,150	4,662	325	Standard	1,304	2,064	7,109
BHE810CPA	BHE810SA	28,607	BHE810SGA	33,700	4,662	325	Standard	1,304	2,064	7,109
BHE950CA	BHE950SA	29,525	BHE950SGA	34,618	4,662	325	Standard	1,304	2,064	7,109
BHE950CPA	BHE950SA	31,103	BHE950SGA	36,196	4,662	325	Standard	1,304	2,064	7,109
BHE1020CPA	BHE1020SA	31,806	BHE1020SGA	36,899	4,662	325	Standard	1,304	2,064	8,121
BHE1200CPA	BHE1200SA	36,373	BHE1200SGA	Call Factory	4,662	325	Standard	1,304	2,064	8,121
BHE1390CPA	BHE1390SA	39,888	BHE1390SGA	Call Factory	Call Factory	325	Standard	1,607	Call Factory	8,794

### Regulation Requires VFD Approved Motors!

#### California Energy Commission Title 24, Section 126

Effective 01/01/2010, refrigerated warehouses with a total cold storage and frozen storage area exceeding 3,000 square feet must be variable speed and controlled in response to space conditions. Single phase evaporator fan motors less than 1 HP and less than 460V must be variable speed EC motors. Exception: Evaporators served by a single compressor without unloading capability.

#### Notes:

- Adjustable Defrost Term/Fan Delay standard.
- Beacon II™ must be ordered as a system. Models 1610, 2440, 2500, 2780 and the models 1900, 2160, 2200 (when used with 404A) require special split circuiting.
- Customer to supply VFD to control VFD approved motors.
- TXV = Expansion Valve; LLSV = Liquid Line Solenoid Valve
- 3 Phase Low temp motors and Stainless Steel Cabinet & Pan, Drain Pan Baffles, Electric Re-Heat Option, Dual Circuited Coils, and Copper Fin Coils are available. Contact your Sales Representative or Account Engineer for more information.
- Call Factory to know the pricing of Double Wall Insulated Drain Pan Option.



## Large Unit Coolers

## Electric Defrost Models & Options

### When Do You Choose a Configurable Model?

- Choose when there is not a standard model listed or you want to add factory-installed options.
- When ordering a configurable model, remember to specify the voltage and fan motor type.

Bohn Standard Model	Bohn Config Model	List Price (\$US)	Bohn IntelliGen™ Config Model	Bohn IntelliGen™ Config. List Price (\$US)	Factory-Installed Options List Price Adders (\$US)					
					Electrical Options		Drain Pan Options	Mechanical Options		Coil Options
					Beacon II	Room TSTAT	Electric	TXV	TXV & LLSV	Bronz-Glow
BHE1650CPB	BHE1650SB	51,662	BHE1650SGB	Call Factory	4,662	325	Standard	1,304	2,275	Call Factory
BHE2120CPB	BHE2120SB	63,083	BHE2120SGB	Call Factory	Call Factory	325	Standard	1,304	2,275	Call Factory
BHL400CA	BHL400SA	13,879	BHL400SGA	18,972	4,662	325	Standard	1,099	1,709	5,085
BHL400CPA	BHL400SA	14,654	BHL400SGA	19,747	4,662	325	Standard	1,099	1,709	5,085
BHL480CA	BHL480SA	17,044	BHL480SGA	22,137	4,662	325	Standard	1,099	1,709	5,085
BHL480CPA	BHL480SA	17,835	BHL480SGA	22,928	4,662	325	Standard	1,099	1,709	5,085
BHL560CA	BHL560SA	18,450	BHL560SGA	23,543	4,662	325	Standard	1,099	1,709	5,941
BHL560CPA	BHL560SA	19,612	BHL560SGA	24,705	4,662	325	Standard	1,099	1,709	5,941
BHL650CA	BHL650SA	20,384	BHL650SGA	25,477	4,662	325	Standard	1,099	1,709	5,941
BHL650CPA	BHL650SA	21,541	BHL650SGA	26,634	4,662	325	Standard	1,099	1,709	5,941
BHL710CA	BHL710SA	21,967	BHL710SGA	27,060	4,662	325	Standard	1,304	2,064	7,109
BHL710CPA	BHL710SA	23,545	BHL710SGA	28,638	4,662	325	Standard	1,304	2,064	7,109
BHL840CA	BHL840SA	28,994	BHL840SGA	34,087	4,662	325	Standard	1,304	2,064	7,109
BHL840CPA	BHL840SA	30,573	BHL840SGA	35,666	4,662	325	Standard	1,304	2,064	7,109
BHL890CPA	BHL890SA	31,452	BHL890SGA	36,545	4,662	325	Standard	1,304	2,064	8,121
BHL1050CPA	BHL1050SA	35,674	BHL1050SGA	40,767	4,662	325	Standard	1,304	2,064	8,121
BHL1220CPA	BHL1220SA	39,540	BHL1220SGA	Call Factory	Call Factory	325	Standard	1,607	Call Factory	8,794
BHL1440CPB	BHL1440SB	49,905	BHL1440SGB	Call Factory	4,662	325	Standard	1,304	2,275	Call Factory
BHL1860CPB	BHL1860SB	60,271	BHL1860SGB	Call Factory	Call Factory	325	Standard	1,304	2,275	Call Factory
<b>Electric Defrost Models with Standard Motors - 460/3/60</b>										
BHE450DA	BHE450SA	14,937	BHE450SGA	20,030	4,662	325	Standard	1,099	1,709	5,085
BHE450DPA	BHE450SA	15,728	BHE450SGA	20,821	4,662	325	Standard	1,099	1,709	5,085
BHE550DA	BHE550SA	17,220	BHE550SGA	22,313	4,662	325	Standard	1,099	1,709	5,085
BHE550DPA	BHE550SA	17,996	BHE550SGA	23,089	4,662	325	Standard	1,099	1,709	5,085
BHE640DA	BHE640SA	18,802	BHE640SGA	23,895	4,662	325	Standard	1,099	1,709	5,941
BHE640DPA	BHE640SA	19,963	BHE640SGA	25,056	4,662	325	Standard	1,099	1,709	5,941
BHE740DA	BHE740SA	22,314	BHE740SGA	27,407	4,662	325	Standard	1,099	1,709	5,941
BHE740DPA	BHE740SA	23,545	BHE740SGA	28,638	4,662	325	Standard	1,099	1,709	5,941
BHE810DA	BHE810SA	27,057	BHE810SGA	32,150	4,662	325	Standard	1,304	2,064	7,109
BHE810DPA	BHE810SA	28,607	BHE810SGA	33,700	4,662	325	Standard	1,304	2,064	7,109
BHE950DA	BHE950SA	29,525	BHE950SGA	34,618	4,662	325	Standard	1,304	2,064	7,109

### Regulation Requires VFD Approved Motors!

#### California Energy Commission Title 24, Section 126

Effective 01/01/2010, refrigerated warehouses with a total cold storage and frozen storage area exceeding 3,000 square feet must be variable speed and controlled in response to space conditions. Single phase evaporator fan motors less than 1 HP and less than 460V must be variable speed EC motors. Exception: Evaporators served by a single compressor without unloading capability.

#### Notes:

- Adjustable Defrost Term/Fan Delay standard.
- Beacon II™ must be ordered as a system. Models 1610, 2440, 2500, 2780 and the models 1900, 2160, 2200 (when used with 404A) require special split circuiting.
- Customer to supply VFD to control VFD approved motors.
- TXV = Expansion Valve; LLSV = Liquid Line Solenoid Valve
- 3 Phase Low temp motors and Stainless Steel Cabinet & Pan, Drain Pan Baffles, Electric Re-Heat Option, Dual Circuited Coils, and Copper Fin Coils are available. Contact your Sales Representative or Account Engineer for more information.
- Call Factory to know the pricing of Double Wall Insulated Drain Pan Option.

## Large Unit Coolers

## Electric Defrost Models & Options

### When Do You Choose a Configurable Model?

- Choose when there is not a standard model listed or you want to add factory-installed options.
- When ordering a configurable model, remember to specify the voltage and fan motor type.

Section 1

Bohn Standard Model	Bohn Config Model	List Price (\$US)	Bohn IntelliGen™ Config Model	Bohn IntelliGen™ Config. List Price (\$US)	Factory-Installed Options List Price Adders (\$US)					
					Electrical Options		Drain Pan Options	Mechanical Options		Coil Options
					Beacon II	Room TSTAT	Electric	TXV	TXV & LLSV	Bronz-Glow
BHE950DPA	BHE950SA	31,103	BHE950SGA	36,196	4,662	325	Standard	1,304	2,064	7,109
BHE1020DPA	BHE1020SA	31,806	BHE1020SGA	36,899	4,662	325	Standard	1,304	2,064	8,121
BHE1200DPA	BHE1200SA	36,373	BHE1200SGA	Call Factory	4,662	325	Standard	1,304	2,064	8,121
BHE1390DPA	BHE1390SA	39,888	BHE1390SGA	Call Factory	Call Factory	325	Standard	1,607	Call Factory	8,794
BHE1650DPB	BHE1650SB	51,662	BHE1650SGB	Call Factory	4,662	325	Standard	1,304	2,275	Call Factory
BHE2120DPB	BHE2120SB	63,083	BHE2120SGB	Call Factory	Call Factory	325	Standard	1,304	2,275	Call Factory
BHL400DA	BHL400SA	13,879	BHL400SGA	18,972	4,662	325	Standard	1,099	1,709	5,085
BHL400DPA	BHL400SA	14,654	BHL400SGA	19,747	4,662	325	Standard	1,099	1,709	5,085
BHL480DA	BHL480SA	17,044	BHL480SGA	22,137	4,662	325	Standard	1,099	1,709	5,085
BHL480DPA	BHL480SA	17,835	BHL480SGA	22,928	4,662	325	Standard	1,099	1,709	5,085
BHL560DA	BHL560SA	18,450	BHL560SGA	23,543	4,662	325	Standard	1,099	1,709	5,941
BHL560DPA	BHL560SA	19,612	BHL560SGA	24,705	4,662	325	Standard	1,099	1,709	5,941
BHL650DA	BHL650SA	20,384	BHL650SGA	25,477	4,662	325	Standard	1,099	1,709	5,941
BHL650DPA	BHL650SA	21,541	BHL650SGA	26,634	4,662	325	Standard	1,099	1,709	5,941
BHL710DA	BHL710SA	21,967	BHL710SGA	27,060	4,662	325	Standard	1,304	2,064	7,109
BHL710DPA	BHL710SA	23,545	BHL710SGA	28,638	4,662	325	Standard	1,304	2,064	7,109
BHL840DA	BHL840SA	28,994	BHL840SGA	34,087	4,662	325	Standard	1,304	2,064	7,109
BHL840DPA	BHL840SA	30,573	BHL840SGA	35,666	4,662	325	Standard	1,304	2,064	7,109
BHL890DPA	BHL890SA	31,452	BHL890SGA	36,545	4,662	325	Standard	1,304	2,064	8,121
BHL1050DPA	BHL1050SA	35,674	BHL1050SGA	40,767	4,662	325	Standard	1,304	2,064	8,121
BHL1220DPA	BHL1220SA	39,540	BHL1220SGA	Call Factory	Call Factory	325	Standard	1,607	Call Factory	8,794
BHL1440DPB	BHL1440SB	49,905	BHL1440SGB	Call Factory	4,662	325	Standard	1,304	2,275	Call Factory
BHL1860DPB	BHL1860SB	60,271	BHL1860SGB	Call Factory	Call Factory	325	Standard	1,304	2,275	Call Factory

### Electric Defrost Models with Standard Motors - 575/3/60

BHE450EPA	BHE450SA	16,040	BHE450SGA	21,133	4,662	325	Standard	1,099	1,709	5,085
BHE550EPA	BHE550SA	18,356	BHE550SGA	23,449	4,662	325	Standard	1,099	1,709	5,085
BHE640EPA	BHE640SA	20,361	BHE640SGA	25,454	4,662	325	Standard	1,099	1,709	5,941
BHE740EPA	BHE740SA	24,015	BHE740SGA	29,108	4,662	325	Standard	1,099	1,709	5,941
BHE810EPA	BHE810SA	29,179	BHE810SGA	34,272	4,662	325	Standard	1,304	2,064	7,109
BHE950EPA	BHE950SA	31,722	BHE950SGA	36,815	4,662	325	Standard	1,304	2,064	7,109
BHE1020EPA	BHE1020SA	32,441	BHE1020SGA	37,534	4,662	325	Standard	1,304	2,064	8,121

### Regulation Requires VFD Approved Motors!

#### California Energy Commission Title 24, Section 126

Effective 01/01/2010, refrigerated warehouses with a total cold storage and frozen storage area exceeding 3,000 square feet must be variable speed and controlled in response to space conditions. Single phase evaporator fan motors less than 1 HP and less than 460V must be variable speed EC motors. Exception: Evaporators served by a single compressor without unloading capability.

#### Notes:

- Adjustable Defrost Term/Fan Delay standard.
- Beacon II™ must be ordered as a system. Models 1610, 2440, 2500, 2780 and the models 1900, 2160, 2200 (when used with 404A) require special split circuiting.
- Customer to supply VFD to control VFD approved motors.
- TXV = Expansion Valve; LLSV = Liquid Line Solenoid Valve
- 3 Phase Low temp motors and Stainless Steel Cabinet & Pan, Drain Pan Baffles, Electric Re-Heat Option, Dual Circuited Coils, and Copper Fin Coils are available. Contact your Sales Representative or Account Engineer for more information.
- Call Factory to know the pricing of Double Wall Insulated Drain Pan Option.

# Refrigerated Warehouse Unit Coolers

## Large Unit Coolers

## Electric Defrost Models & Options

### When Do You Choose a Configurable Model?

- Choose when there is not a standard model listed or you want to add factory-installed options.
- When ordering a configurable model, remember to specify the voltage and fan motor type.

Bohn Standard Model	Bohn Config Model	List Price (\$US)	Bohn IntelliGen™ Config Model	Bohn IntelliGen™ Config. List Price (\$US)	Factory-Installed Options List Price Adders (\$US)					
					Electrical Options		Drain Pan Options	Mechanical Options		Coil Options
					Beacon II	Room TSTAT	Electric	TXV	TXV & LLSV	Bronz-Glow
BHE1200EPA	BHE1200SA	37,100	BHE1200SGA	Call Factory	4,662	325	Standard	1,304	2,064	8,121
BHE1390EPA	BHE1390SA	40,688	BHE1390SGA	Call Factory	Call Factory	325	Standard	1,607	Call Factory	8,794
BHE1650EPB	BHE1650SB	52,695	BHE1650SGB	Call Factory	4,662	325	Standard	1,304	2,275	Call Factory
BHE2120EPB	BHE2120SB	64,343	BHE2120SGB	Call Factory	Call Factory	325	Standard	1,304	2,275	Call Factory
BHL400EPA	BHL400SA	14,949	BHL400SGA	20,042	4,662	325	Standard	1,099	1,709	5,085
BHL480EPA	BHL480SA	18,191	BHL480SGA	23,284	4,662	325	Standard	1,099	1,709	5,085
BHL560EPA	BHL560SA	20,003	BHL560SGA	25,096	4,662	325	Standard	1,099	1,709	5,941
BHL650EPA	BHL650SA	21,973	BHL650SGA	27,066	4,662	325	Standard	1,099	1,709	5,941
BHL710EPA	BHL710SA	24,015	BHL710SGA	29,108	4,662	325	Standard	1,304	2,064	7,109
BHL840EPA	BHL840SA	31,185	BHL840SGA	36,278	4,662	325	Standard	1,304	2,064	7,109
BHL890EPA	BHL890SA	32,081	BHL890SGA	37,174	4,662	325	Standard	1,304	2,064	8,121
BHL1050EPA	BHL1050SA	36,386	BHL1050SGA	41,479	4,662	325	Standard	1,304	2,064	8,121
BHL1220EPA	BHL1220SA	40,328	BHL1220SGA	Call Factory	Call Factory	325	Standard	1,607	Call Factory	8,794
BHL1440EPB	BHL1440SB	50,902	BHL1440SGB	Call Factory	4,662	325	Standard	1,304	2,275	Call Factory
BHL1860EPB	BHL1860SB	61,475	BHL1860SGB	Call Factory	Call Factory	325	Standard	1,304	2,275	Call Factory

Electric Defrost Models with High CFM Motors - 208-230/3/60										
-	BHE450SA	18,011	BHE450SGA	23,104	4,662	325	Standard	1,099	1,709	5,085
-	BHE550SA	20,294	BHE550SGA	25,387	4,662	325	Standard	1,099	1,709	5,085
-	BHE640SA	23,413	BHE640SGA	28,506	4,662	325	Standard	1,099	1,709	5,941
-	BHE740SA	26,925	BHE740SGA	32,018	4,662	325	Standard	1,099	1,709	5,941
-	BHE810SA	33,205	BHE810SGA	38,298	4,662	325	Standard	1,304	2,064	7,109
-	BHE950SA	35,673	BHE950SGA	40,766	4,662	325	Standard	1,304	2,064	7,109
-	BHE1020SA	36,120	BHE1020SGA	41,213	4,662	325	Standard	1,304	2,064	8,121
-	BHE1200SA	40,687	BHE1200SGA	Call Factory	4,662	325	Standard	1,304	2,064	8,121
-	BHE1390SA	44,202	BHE1390SGA	Call Factory	Call Factory	325	Standard	1,607	Call Factory	8,794
-	BHE1650SB	55,976	BHE1650SGB	Call Factory	4,662	325	Standard	1,304	2,275	Call Factory
-	BHE2120SB	68,835	BHE2120SGB	Call Factory	Call Factory	325	Standard	1,304	2,275	Call Factory
-	BHL400SA	16,953	BHL400SGA	22,046	4,662	325	Standard	1,099	1,709	5,085
-	BHL480SA	20,118	BHL480SGA	25,211	4,662	325	Standard	1,099	1,709	5,085
-	BHL560SA	23,061	BHL560SGA	28,154	4,662	325	Standard	1,099	1,709	5,941
-	BHL650SA	24,995	BHL650SGA	30,088	4,662	325	Standard	1,099	1,709	5,941

### Regulation Requires VFD Approved Motors!

#### California Energy Commission Title 24, Section 126

Effective 01/01/2010, refrigerated warehouses with a total cold storage and frozen storage area exceeding 3,000 square feet must be variable speed and controlled in response to space conditions. Single phase evaporator fan motors less than 1 HP and less than 460V must be variable speed EC motors. Exception: Evaporators served by a single compressor without unloading capability.

#### Notes:

- Adjustable Defrost Term/Fan Delay standard.
- Beacon II™ must be ordered as a system. Models 1610, 2440, 2500, 2780 and the models 1900, 2160, 2200 (when used with 404A) require special split circuiting.
- Customer to supply VFD to control VFD approved motors.
- TXV = Expansion Valve; LLSV = Liquid Line Solenoid Valve
- 3 Phase Low temp motors and Stainless Steel Cabinet & Pan, Drain Pan Baffles, Electric Re-Heat Option, Dual Circuited Coils, and Copper Fin Coils are available. Contact your Sales Representative or Account Engineer for more information.
- Call Factory to know the pricing of Double Wall Insulated Drain Pan Option.

## Large Unit Coolers

## Electric Defrost Models & Options

### When Do You Choose a Configurable Model?

- Choose when there is not a standard model listed or you want to add factory-installed options.
- When ordering a configurable model, remember to specify the voltage and fan motor type.

Bohn Standard Model	Bohn Config Model	List Price (\$US)	Bohn IntelliGen™ Config Model	Bohn IntelliGen™ Config. List Price (\$US)	Factory-Installed Options List Price Adders (\$US)					
					Electrical Options		Drain Pan Options	Mechanical Options		Coil Options
					Beacon II	Room TSTAT	Electric	TXV	TXV & LLSV	Bronz-Glow
-	BHL710SA	28,115	BHL710SGA	33,208	4,662	325	Standard	1,304	2,064	7,109
-	BHL840SA	35,142	BHL840SGA	40,235	4,662	325	Standard	1,304	2,064	7,109
-	BHL890SA	35,766	BHL890SGA	40,859	4,662	325	Standard	1,304	2,064	8,121
-	BHL1050SA	39,988	BHL1050SGA	45,081	4,662	325	Standard	1,304	2,064	8,121
-	BHL1220SA	43,854	BHL1220SGA	Call Factory	Call Factory	325	Standard	1,607	Call Factory	8,794
-	BHL1440SB	54,219	BHL1440SGB	Call Factory	4,662	325	Standard	1,304	2,275	Call Factory
-	BHL1860SB	66,023	BHL1860SGB	Call Factory	Call Factory	325	Standard	1,304	2,275	Call Factory
<b>Electric Defrost Models with High CFM Motors - 460/3/60</b>										
-	BHE450SA	18,011	BHE450SGA	23,104	4,662	325	Standard	1,099	1,709	5,085
-	BHE550SA	20,294	BHE550SGA	25,387	4,662	325	Standard	1,099	1,709	5,085
-	BHE640SA	23,413	BHE640SGA	28,506	4,662	325	Standard	1,099	1,709	5,941
-	BHE740SA	26,925	BHE740SGA	32,018	4,662	325	Standard	1,099	1,709	5,941
-	BHE810SA	33,205	BHE810SGA	38,298	4,662	325	Standard	1,304	2,064	7,109
-	BHE950SA	35,673	BHE950SGA	40,766	4,662	325	Standard	1,304	2,064	7,109
-	BHE1020SA	36,120	BHE1020SGA	41,213	4,662	325	Standard	1,304	2,064	8,121
-	BHE1200SA	40,687	BHE1200SGA	Call Factory	4,662	325	Standard	1,304	2,064	8,121
-	BHE1390SA	44,202	BHE1390SGA	Call Factory	Call Factory	325	Standard	1,607	Call Factory	8,794
-	BHE1650SB	55,976	BHE1650SGB	Call Factory	4,662	325	Standard	1,304	2,275	Call Factory
-	BHE2120SB	68,835	BHE2120SGB	Call Factory	Call Factory	325	Standard	1,304	2,275	Call Factory
-	BHL400SA	16,953	BHL400SGA	22,046	4,662	325	Standard	1,099	1,709	5,085
-	BHL480SA	20,118	BHL480SGA	25,211	4,662	325	Standard	1,099	1,709	5,085
-	BHL560SA	23,061	BHL560SGA	28,154	4,662	325	Standard	1,099	1,709	5,941
-	BHL650SA	24,995	BHL650SGA	30,088	4,662	325	Standard	1,099	1,709	5,941
-	BHL710SA	28,115	BHL710SGA	33,208	4,662	325	Standard	1,304	2,064	7,109
-	BHL840SA	35,142	BHL840SGA	40,235	4,662	325	Standard	1,304	2,064	7,109
-	BHL890SA	35,766	BHL890SGA	40,859	4,662	325	Standard	1,304	2,064	8,121
-	BHL1050SA	39,988	BHL1050SGA	45,081	4,662	325	Standard	1,304	2,064	8,121
-	BHL1220SA	43,854	BHL1220SGA	Call Factory	Call Factory	325	Standard	1,607	Call Factory	8,794
-	BHL1440SB	54,219	BHL1440SGB	Call Factory	4,662	325	Standard	1,304	2,275	Call Factory
-	BHL1860SB	66,023	BHL1860SGB	Call Factory	Call Factory	325	Standard	1,304	2,275	Call Factory

### Regulation Requires VFD Approved Motors!

#### California Energy Commission Title 24, Section 126

Effective 01/01/2010, refrigerated warehouses with a total cold storage and frozen storage area exceeding 3,000 square feet must be variable speed and controlled in response to space conditions. Single phase evaporator fan motors less than 1 HP and less than 460V must be variable speed EC motors. Exception: Evaporators served by a single compressor without unloading capability.

#### Notes:

- Adjustable Defrost Term/Fan Delay standard.
- Beacon II™ must be ordered as a system. Models 1610, 2440, 2500, 2780 and the models 1900, 2160, 2200 (when used with 404A) require special split circuiting.
- Customer to supply VFD to control VFD approved motors.
- TXV = Expansion Valve; LLSV = Liquid Line Solenoid Valve
- 3 Phase Low temp motors and Stainless Steel Cabinet & Pan, Drain Pan Baffles, Electric Re-Heat Option, Dual Circuited Coils, and Copper Fin Coils are available. Contact your Sales Representative or Account Engineer for more information.
- Call Factory to know the pricing of Double Wall Insulated Drain Pan Option.

# Refrigerated Warehouse Unit Coolers

## Large Unit Coolers

## Hot Gas Defrost Models & Options

### When Do You Choose a Configurable Model?

- Choose when there is not a standard model listed or you want to add factory-installed options.
- When ordering a configurable model, remember to specify the voltage and fan motor type.

Bohn Standard Model	Bohn Config Model	List Price (\$US)	Factory-Installed Options List Price Adders (\$US)				
			Drain Pan Options			Mechanical Options	Coil Options
			Electric	Hot Gas Loop	Double Wall Insulated	TXV	Bronz-Glow or ElectroFin
<b>Hot Gas Defrost Models with Totally Enclosed VFD Approved Motors - 208-230/3/60</b>							
-	BHG450SA	15,428	Standard	615	Call Factory	1,099	4,334
-	BHG550SA	17,891	Standard	615	Call Factory	1,099	4,334
-	BHG640SA	19,803	Standard	615	Call Factory	1,099	5,189
-	BHG740SA	23,319	Standard	615	Call Factory	1,099	5,189
-	BHG810SA	28,049	Standard	615	Call Factory	1,304	6,357
-	BHG950SA	31,034	Standard	615	Call Factory	1,304	6,357
-	BHG1020SA	31,988	Standard	1,098	Call Factory	1,304	7,368
-	BHG1200SA	36,730	Standard	1,098	Call Factory	1,304	7,368
-	BHG1390SA	40,244	Standard	1,098	Call Factory	1,607	8,042
-	BHG1650SA	49,206	Standard	1,098	Call Factory	1,607	10,042
-	BHG2120SB	61,975	Standard	1,580	Call Factory	1,607	Call Factory
-	BHF400SA	14,551	Standard	615	Call Factory	1,099	4,334
-	BHF480SA	17,539	Standard	615	Call Factory	1,099	4,334
-	BHF560SA	19,629	Standard	615	Call Factory	1,099	5,189
-	BHF650SA	21,734	Standard	615	Call Factory	1,099	5,189
-	BHF710SA	23,829	Standard	615	Call Factory	1,304	6,357
-	BHF840SA	30,682	Standard	615	Call Factory	1,304	6,357
-	BHF890SA	31,988	Standard	1,098	Call Factory	1,304	7,368
-	BHF1050SA	36,028	Standard	1,098	Call Factory	1,304	7,368
-	BHF1220SA	40,244	Standard	1,098	Call Factory	1,607	8,042
-	BHF1440SA	50,262	Standard	1,098	Call Factory	1,607	10,042
-	BHF1860SB	60,924	Standard	1,580	Call Factory	1,607	Call Factory
<b>Hot Gas Defrost Models with Totally Enclosed VFD Approved Motors - 460/3/60</b>							
-	BHG450SA	15,428	Standard	615	Call Factory	1,099	4,334
-	BHG550SA	17,891	Standard	615	Call Factory	1,099	4,334
-	BHG640SA	19,803	Standard	615	Call Factory	1,099	5,189
-	BHG740SA	23,319	Standard	615	Call Factory	1,099	5,189
-	BHG810SA	28,049	Standard	615	Call Factory	1,304	6,357
-	BHG950SA	31,034	Standard	615	Call Factory	1,304	6,357
-	BHG1020SA	31,988	Standard	1,098	Call Factory	1,304	7,368
-	BHG1200SA	36,730	Standard	1,098	Call Factory	1,304	7,368
-	BHG1390SA	40,244	Standard	1,098	Call Factory	1,607	8,042
-	BHG1650SA	49,206	Standard	1,098	Call Factory	1,607	10,042

### Regulation Requires VFD Approved Motors!

#### California Energy Commission Title 24, Section 126

Effective 01/01/2010, refrigerated warehouses with a total cold storage and frozen storage area exceeding 3,000 square feet must be variable speed and controlled in response to space conditions. Single phase evaporator fan motors less than 1 HP and less than 460V must be variable speed EC motors. Exception: Evaporators served by a single compressor without unloading capability.

#### Notes:

- Adjustable Defrost Term/Fan Delay standard.
- Customer to supply VFD to control VFD approved motors.
- TXV = Expansion Valve
- 3 Phase Low temp motors and Stainless Steel Cabinet & Pan, Drain Pan Baffles, Electric Re-Heat Option, Dual Circuited Coils, and Copper Fin Coils are available. Contact your Sales Representative or Account Engineer for more information.
- Must specify which coating at time of order entry.

## Large Unit Coolers

## Hot Gas Defrost Models & Options

### When Do You Choose a Configurable Model?

- Choose when there is not a standard model listed or you want to add factory-installed options.
- When ordering a configurable model, remember to specify the voltage and fan motor type.

Bohn Standard Model	Bohn Config Model	List Price (\$US)	Factory-Installed Options List Price Adders (\$US)				
			Drain Pan Options			Mechanical Options	Coil Options
			Electric	Hot Gas Loop	Double Wall Insulated	TXV	Bronze-Glow or ElectroFin
-	BHG2120SB	61,975	Standard	1,580	Call Factory	1,607	Call Factory
-	BHF400SA	14,551	Standard	615	Call Factory	1,099	4,334
-	BHF480SA	17,539	Standard	615	Call Factory	1,099	4,334
-	BHF560SA	19,629	Standard	615	Call Factory	1,099	5,189
-	BHF650SA	21,734	Standard	615	Call Factory	1,099	5,189
-	BHF710SA	23,829	Standard	615	Call Factory	1,304	6,357
-	BHF840SA	30,682	Standard	615	Call Factory	1,304	6,357
-	BHF890SA	31,988	Standard	1,098	Call Factory	1,304	7,368
-	BHF1050SA	36,028	Standard	1,098	Call Factory	1,304	7,368
-	BHF1220SA	40,244	Standard	1,098	Call Factory	1,607	8,042
-	BHF1440SA	50,262	Standard	1,098	Call Factory	1,607	10,042
-	BHF1860SB	60,924	Standard	1,580	Call Factory	1,607	Call Factory
<b>Hot Gas Defrost Models with Standard Motors - 208-230/1/60</b>							
BHG450BA	BHG450SA	14,407	Standard	615	Call Factory	1,099	4,334
BHG550BA	BHG550SA	16,869	Standard	615	Call Factory	1,099	4,334
BHF400BA	BHF400SA	13,532	Standard	615	Call Factory	1,099	4,334
BHF480BA	BHF480SA	16,518	Standard	615	Call Factory	1,099	4,334
<b>Hot Gas Defrost Models with Standard Motors - 208-230/3/60</b>							
BHG450CPA	BHG450SA	15,200	Standard	615	Call Factory	1,099	4,334
BHG550CPA	BHG550SA	17,659	Standard	615	Call Factory	1,099	4,334
BHG640CA	BHG640SA	18,273	Standard	615	Call Factory	1,099	5,189
BHG640CPA	BHG640SA	19,505	Standard	615	Call Factory	1,099	5,189
BHG740CA	BHG740SA	21,789	Standard	615	Call Factory	1,099	5,189
BHG740CPA	BHG740SA	23,018	Standard	615	Call Factory	1,099	5,189
BHG810CA	BHG810SA	26,009	Standard	615	Call Factory	1,304	6,357
BHG810CPA	BHG810SA	27,589	Standard	615	Call Factory	1,304	6,357
BHG950CA	BHG950SA	28,994	Standard	615	Call Factory	1,304	6,357
BHG950CPA	BHG950SA	30,573	Standard	615	Call Factory	1,304	6,357
BHG1020CPA	BHG1020SA	31,103	Standard	1,098	Call Factory	1,304	7,368
BHG1200CPA	BHG1200SA	35,845	Standard	1,098	Call Factory	1,304	7,368
BHG1390CPA	BHG1390SA	39,359	Standard	1,098	Call Factory	1,607	8,042
BHG1650CPA	BHG1650SA	48,321	Standard	1,098	Call Factory	1,607	10,042
BHG2120CPB	BHG2120SB	60,795	Standard	1,580	Call Factory	1,607	Call Factory
BHF400CPA	BHF400SA	14,320	Standard	615	Call Factory	1,099	4,334

### Regulation Requires VFD Approved Motors!

#### California Energy Commission Title 24, Section 126

Effective 01/01/2010, refrigerated warehouses with a total cold storage and frozen storage area exceeding 3,000 square feet must be variable speed and controlled in response to space conditions. Single phase evaporator fan motors less than 1 HP and less than 460V must be variable speed EC motors. Exception: Evaporators served by a single compressor without unloading capability.

#### Notes:

- Adjustable Defrost Term/Fan Delay standard.
- Customer to supply VFD to control VFD approved motors.
- TXV = Expansion Valve
- 3 Phase Low temp motors and Stainless Steel Cabinet & Pan, Drain Pan Baffles, Electric Re-Heat Option, Dual Circuited Coils, and Copper Fin Coils are available. Contact your Sales Representative or Account Engineer for more information.
- Must specify which coating at time of order entry.

# Refrigerated Warehouse Unit Coolers

## Large Unit Coolers

## Hot Gas Defrost Models & Options

### When Do You Choose a Configurable Model?

- Choose when there is not a standard model listed or you want to add factory-installed options.
- When ordering a configurable model, remember to specify the voltage and fan motor type.

Bohn Standard Model	Bohn Config Model	List Price (\$US)	Factory-Installed Options List Price Adders (\$US)				
			Drain Pan Options			Mechanical Options	Coil Options
			Electric	Hot Gas Loop	Double Wall Insulated	TXV	Bronz-Glow or ElectroFin
BHF480CPA	BHF480SA	17,312	Standard	615	Call Factory	1,099	4,334
BHF560CA	BHF560SA	18,099	Standard	615	Call Factory	1,099	5,189
BHF560CPA	BHF560SA	19,329	Standard	615	Call Factory	1,099	5,189
BHF650CA	BHF650SA	20,204	Standard	615	Call Factory	1,099	5,189
BHF650CPA	BHF650SA	21,436	Standard	615	Call Factory	1,099	5,189
BHF710CA	BHF710SA	21,789	Standard	615	Call Factory	1,304	6,357
BHF710CPA	BHF710SA	23,371	Standard	615	Call Factory	1,304	6,142
BHF840CA	BHF840SA	28,642	Standard	615	Call Factory	1,304	6,357
BHF840CPA	BHF840SA	30,219	Standard	615	Call Factory	1,304	6,357
BHF890CPA	BHF890SA	31,103	Standard	1,098	Call Factory	1,304	7,368
BHF1050CPA	BHF1050SA	35,143	Standard	1,098	Call Factory	1,304	7,368
BHF1220CPA	BHF1220SA	39,359	Standard	1,098	Call Factory	1,607	8,042
BHF1440CPA	BHF1440SA	49,377	Standard	1,098	Call Factory	1,607	10,042
BHF1860CPB	BHF1860SB	59,744	Standard	1,580	Call Factory	1,607	Call Factory
<b>Hot Gas Defrost Models with Standard Motors - 460/1/60</b>							
BHG450MA	BHG450SA	14,407	Standard	615	Call Factory	1,099	4,334
BHG550MA	BHG550SA	16,869	Standard	615	Call Factory	1,099	4,334
BHF400MA	BHF400SA	13,532	Standard	615	Call Factory	1,099	4,334
BHF480MA	BHF480SA	16,518	Standard	615	Call Factory	1,099	4,334
<b>Hot Gas Defrost Models with Standard Motors - 460/3/60</b>							
BHG450DPA	BHG450SA	15,200	Standard	615	Call Factory	1,099	4,334
BHG550DPA	BHG550SA	17,659	Standard	615	Call Factory	1,099	4,334
BHG640DA	BHG640SA	18,273	Standard	615	Call Factory	1,099	5,189
BHG640DPA	BHG640SA	19,505	Standard	615	Call Factory	1,099	5,189
BHG740DA	BHG740SA	21,789	Standard	615	Call Factory	1,099	5,189
BHG740DPA	BHG740SA	23,018	Standard	615	Call Factory	1,099	5,189
BHG810DA	BHG810SA	26,009	Standard	615	Call Factory	1,304	6,357
BHG810DPA	BHG810SA	27,589	Standard	615	Call Factory	1,304	6,357
BHG950DA	BHG950SA	28,994	Standard	615	Call Factory	1,304	6,357
BHG950DPA	BHG950SA	30,573	Standard	615	Call Factory	1,304	6,357
BHG1020DPA	BHG1020SA	31,103	Standard	1,098	Call Factory	1,304	7,368
BHG1200DPA	BHG1200SA	35,845	Standard	1,098	Call Factory	1,304	7,368
BHG1390DPA	BHG1390SA	39,359	Standard	1,098	Call Factory	1,607	8,042
BHG1650DPA	BHG1650SA	48,321	Standard	1,098	Call Factory	1,607	10,042

### Regulation Requires VFD Approved Motors!

#### California Energy Commission Title 24, Section 126

Effective 01/01/2010, refrigerated warehouses with a total cold storage and frozen storage area exceeding 3,000 square feet must be variable speed and controlled in response to space conditions. Single phase evaporator fan motors less than 1 HP and less than 460V must be variable speed EC motors. Exception: Evaporators served by a single compressor without unloading capability.

#### Notes:

- Adjustable Defrost Term/Fan Delay standard.
- Customer to supply VFD to control VFD approved motors.
- TXV = Expansion Valve
- 3 Phase Low temp motors and Stainless Steel Cabinet & Pan, Drain Pan Baffles, Electric Re-Heat Option, Dual Circuited Coils, and Copper Fin Coils are available. Contact your Sales Representative or Account Engineer for more information.
- Must specify which coating at time of order entry.

## Large Unit Coolers

## Hot Gas Defrost Models & Options

### When Do You Choose a Configurable Model?

- Choose when there is not a standard model listed or you want to add factory-installed options.
- When ordering a configurable model, remember to specify the voltage and fan motor type.

Bohn Standard Model	Bohn Config Model	List Price (\$US)	Factory-Installed Options List Price Adders (\$US)				
			Drain Pan Options			Mechanical Options	Coil Options
			Electric	Hot Gas Loop	Double Wall Insulated	TXV	Bronze-Glow or ElectroFin
BHG2120DPB	BHG2120SB	60,795	Standard	1,580	Call Factory	1,607	Call Factory
BHF400DPA	BHF400SA	14,320	Standard	615	Call Factory	1,099	4,334
BHF480DPA	BHF480SA	17,312	Standard	615	Call Factory	1,099	4,334
BHF560DA	BHF560SA	18,099	Standard	615	Call Factory	1,099	5,189
BHF560DPA	BHF560SA	19,329	Standard	615	Call Factory	1,099	5,189
BHF650DA	BHF650SA	20,204	Standard	615	Call Factory	1,099	5,189
BHF650DPA	BHF650SA	21,436	Standard	615	Call Factory	1,099	5,189
BHF710DA	BHF710SA	21,789	Standard	615	Call Factory	1,304	6,357
BHF710DPA	BHF710SA	23,371	Standard	615	Call Factory	1,304	6,357
BHF840DA	BHF840SA	28,642	Standard	615	Call Factory	1,304	6,357
BHF840DPA	BHF840SA	30,219	Standard	615	Call Factory	1,304	6,357
BHF890DPA	BHF890SA	31,103	Standard	1,098	Call Factory	1,304	7,368
BHF1050DPA	BHF1050SA	35,143	Standard	1,098	Call Factory	1,304	7,368
BHF1220DPA	BHF1220SA	39,359	Standard	1,098	Call Factory	1,607	8,042
BHF1440DPA	BHF1440SA	49,377	Standard	1,098	Call Factory	1,607	10,042
BHF1860DPB	BHF1860SB	59,744	Standard	1,580	Call Factory	1,607	Call Factory
<b>Hot Gas Defrost Models with Standard Motors - 575/3/60</b>							
BHG450EPA	BHG450SA	15,504	Standard	615	Call Factory	1,099	4,334
BHG550EPA	BHG550SA	18,014	Standard	615	Call Factory	1,099	4,334
BHG640EPA	BHG640SA	19,896	Standard	615	Call Factory	1,099	5,189
BHG740EPA	BHG740SA	23,481	Standard	615	Call Factory	1,099	5,189
BHG810EPA	BHG810SA	28,141	Standard	615	Call Factory	1,304	6,357
BHG950EPA	BHG950SA	31,196	Standard	615	Call Factory	1,304	6,357
BHG1020EPA	BHG1020SA	31,684	Standard	1,098	Call Factory	1,304	7,368
BHG1200EPA	BHG1200SA	36,562	Standard	1,098	Call Factory	1,304	7,368
BHG1390EPA	BHG1390SA	40,148	Standard	1,098	Call Factory	1,607	8,042
BHG1650EPA	BHG1650SA	49,290	Standard	1,098	Call Factory	1,607	10,042
BHG2120EPB	BHG2120SB	62,011	Standard	1,580	Call Factory	1,607	Call Factory
BHF400EPA	BHF400SA	14,607	Standard	615	Call Factory	1,099	4,334
BHF480EPA	BHF480SA	17,657	Standard	615	Call Factory	1,099	4,334
BHF560EPA	BHF560SA	19,716	Standard	615	Call Factory	1,099	5,189
BHF650EPA	BHF650SA	21,864	Standard	615	Call Factory	1,099	5,189
BHF710EPA	BHF710SA	23,838	Standard	615	Call Factory	1,304	6,357
BHF840EPA	BHF840SA	30,826	Standard	615	Call Factory	1,304	6,357

### Regulation Requires VFD Approved Motors!

#### California Energy Commission Title 24, Section 126

Effective 01/01/2010, refrigerated warehouses with a total cold storage and frozen storage area exceeding 3,000 square feet must be variable speed and controlled in response to space conditions. Single phase evaporator fan motors less than 1 HP and less than 460V must be variable speed EC motors. Exception: Evaporators served by a single compressor without unloading capability.

#### Notes:

- Adjustable Defrost Term/Fan Delay standard.
- Customer to supply VFD to control VFD approved motors.
- TXV = Expansion Valve
- 3 Phase Low temp motors and Stainless Steel Cabinet & Pan, Drain Pan Baffles, Electric Re-Heat Option, Dual Circuited Coils, and Copper Fin Coils are available. Contact your Sales Representative or Account Engineer for more information.
- Must specify which coating at time of order entry.



## Large Unit Coolers

## Hot Gas Defrost Models & Options

### When Do You Choose a Configurable Model?

- Choose when there is not a standard model listed or you want to add factory-installed options.
- When ordering a configurable model, remember to specify the voltage and fan motor type.

Bohn Standard Model	Bohn Config Model	List Price (\$US)	Factory-Installed Options List Price Adders (\$US)				
			Drain Pan Options			Mechanical Options	Coil Options
			Electric	Hot Gas Loop	Double Wall Insulated	TXV	Bronz-Glow or ElectroFin
BHF890EPA	BHF890SA	31,722	Standard	1,098	Call Factory	1,304	7,368
BHF1050EPA	BHF1050SA	35,845	Standard	1,098	Call Factory	1,304	7,368
BHF1220EPA	BHF1220SA	40,148	Standard	1,098	Call Factory	1,607	8,042
BHF1440EPA	BHF1440SA	50,365	Standard	1,098	Call Factory	1,607	10,042
BHF1860EPB	BHF1860SB	60,937	Standard	1,580	Call Factory	1,607	Call Factory
<b>Hot Gas Defrost Models with High CFM Motors - 208-230/3/60</b>							
-	BHG450SA	17,483	Standard	615	Call Factory	1,099	4,334
-	BHG550SA	19,945	Standard	615	Call Factory	1,099	4,334
-	BHG640SA	22,884	Standard	615	Call Factory	1,099	5,189
-	BHG740SA	26,400	Standard	615	Call Factory	1,099	5,189
-	BHG810SA	32,157	Standard	615	Call Factory	1,304	6,357
-	BHG950SA	35,142	Standard	615	Call Factory	1,304	6,357
-	BHG1020SA	35,417	Standard	1,098	Call Factory	1,304	7,368
-	BHG1200SA	40,159	Standard	1,098	Call Factory	1,304	7,368
-	BHG1390SA	43,673	Standard	1,098	Call Factory	1,607	8,042
-	BHG1650SA	52,635	Standard	1,098	Call Factory	1,607	10,042
-	BHG2120SB	66,547	Standard	1,580	Call Factory	1,607	Call Factory
-	BHF400SA	16,608	Standard	615	Call Factory	1,099	4,334
-	BHF480SA	19,593	Standard	615	Call Factory	1,099	4,334
-	BHF560SA	22,710	Standard	615	Call Factory	1,099	5,189
-	BHF650SA	24,815	Standard	615	Call Factory	1,099	5,189
-	BHF710SA	27,937	Standard	615	Call Factory	1,304	6,357
-	BHF840SA	34,790	Standard	615	Call Factory	1,304	6,357
-	BHF890SA	35,417	Standard	1,098	Call Factory	1,304	7,368
-	BHF1050SA	39,457	Standard	1,098	Call Factory	1,304	7,368
-	BHF1220SA	43,673	Standard	1,098	Call Factory	1,607	8,042
-	BHF1440SA	53,691	Standard	1,098	Call Factory	1,607	10,042
-	BHF1860SB	65,496	Standard	1,580	Call Factory	1,607	Call Factory
<b>Hot Gas Defrost Models with High CFM Motors - 460/3/60</b>							
-	BHG450SA	17,483	Standard	615	Call Factory	1,099	4,334
-	BHG550SA	19,945	Standard	615	Call Factory	1,099	4,334
-	BHG640SA	22,884	Standard	615	Call Factory	1,099	5,189
-	BHG740SA	26,400	Standard	615	Call Factory	1,099	5,189
-	BHG810SA	32,157	Standard	615	Call Factory	1,304	6,357

### Regulation Requires VFD Approved Motors!

#### California Energy Commission Title 24, Section 126

Effective 01/01/2010, refrigerated warehouses with a total cold storage and frozen storage area exceeding 3,000 square feet must be variable speed and controlled in response to space conditions. Single phase evaporator fan motors less than 1 HP and less than 460V must be variable speed EC motors. Exception: Evaporators served by a single compressor without unloading capability.

#### Notes:

- Adjustable Defrost Term/Fan Delay standard.
- Customer to supply VFD to control VFD approved motors.
- TXV = Expansion Valve
- 3 Phase Low temp motors and Stainless Steel Cabinet & Pan, Drain Pan Baffles, Electric Re-Heat Option, Dual Circuited Coils, and Copper Fin Coils are available. Contact your Sales Representative or Account Engineer for more information.
- Must specify which coating at time of order entry.

## Large Unit Coolers

## Hot Gas Defrost Models & Options

### When Do You Choose a Configurable Model?

- Choose when there is not a standard model listed or you want to add factory-installed options.
- When ordering a configurable model, remember to specify the voltage and fan motor type.

Bohn Standard Model	Bohn Config Model	List Price (\$US)	Factory-Installed Options List Price Adders (\$US)				
			Drain Pan Options			Mechanical Options	Coil Options
			Electric	Hot Gas Loop	Double Wall Insulated	TXV	Bronz-Glow or ElectroFin
-	BHG950SA	35,142	Standard	615	Call Factory	1,304	6,357
-	BHG1020SA	35,417	Standard	1,098	Call Factory	1,304	7,368
-	BHG1200SA	40,159	Standard	1,098	Call Factory	1,304	7,368
-	BHG1390SA	43,673	Standard	1,098	Call Factory	1,607	8,042
-	BHG1650SA	52,635	Standard	1,098	Call Factory	1,607	10,042
-	BHG2120SB	66,547	Standard	1,580	Call Factory	1,607	Call Factory
-	BHF400SA	16,608	Standard	615	Call Factory	1,099	4,334
-	BHF480SA	19,593	Standard	615	Call Factory	1,099	4,334
-	BHF560SA	22,710	Standard	615	Call Factory	1,099	5,189
-	BHF650SA	24,815	Standard	615	Call Factory	1,099	5,189
-	BHF710SA	27,937	Standard	615	Call Factory	1,304	6,357
-	BHF840SA	34,790	Standard	615	Call Factory	1,304	6,357
-	BHF890SA	35,417	Standard	1,098	Call Factory	1,304	7,368
-	BHF1050SA	39,457	Standard	1,098	Call Factory	1,304	7,368
-	BHF1220SA	43,673	Standard	1,098	Call Factory	1,607	8,042
-	BHF1440SA	53,691	Standard	1,098	Call Factory	1,607	10,042
-	BHF1860SB	65,496	Standard	1,580	Call Factory	1,607	Call Factory

### Regulation Requires VFD Approved Motors!

#### California Energy Commission Title 24, Section 126

Effective 01/01/2010, refrigerated warehouses with a total cold storage and frozen storage area exceeding 3,000 square feet must be variable speed and controlled in response to space conditions. Single phase evaporator fan motors less than 1 HP and less than 460V must be variable speed EC motors. Exception: Evaporators served by a single compressor without unloading capability.

#### Notes:

- Adjustable Defrost Term/Fan Delay standard.
- Customer to supply VFD to control VFD approved motors.
- TXV = Expansion Valve
- 3 Phase Low temp motors and Stainless Steel Cabinet & Pan, Drain Pan Baffles, Electric Re-Heat Option, Dual Circuited Coils, and Copper Fin Coils are available. Contact your Sales Representative or Account Engineer for more information.
- Must specify which coating at time of order entry.

## Large Unit Coolers

## Hot Gas Reverse Cycle Kits

### Need a Hot Gas Reverse Cycle Kit?

Need help? Please contact your local Sales Representative or Account Engineer for assistance.

### Kits for Models with Standard Electric Pan

Bohn Hot Gas Models Used On		Factory-Installed		Shipped-Loose	
BHG	BHF	Option Code	List Price Adder (\$US)	Part Number	List Price (\$US)
450 - 550	400 - 480	RCK.EP-1	3,282	89910901	969
640 - 950	560 - 840	RCK.EP-2	3,282	89910902	1,110
1020	890	RCK.EP-3	3,282	89910903	1,384
1200	1050	RCK.EP-4	4,786	89910904	1,535
1390	1220	RCK.EP-5	4,786	89911101	1,710
1650 - 2120	1440 - 1860	RCK.EP-6	4,786	89911301	1,710

**Notes:**

- Factory-installed kits include expansion valve and TXV bypass check valve assembly. Specify valve model style, refrigerant, and SST on order.
- Shipped-loose kits include one check valve and piping for TXV bypass around expansion valve. Kit does not include expansion valve.

### Kits for Models with Optional Hot Gas Pan

Bohn Hot Gas Models Used On		Factory-Installed		Shipped-Loose	
BHG	BHF	Option Code	List Price Adder (\$US)	Part Number	List Price (\$US)
450 - 550	400 - 480	RCK.HGP-1	5,020	89910905	2,400
640 - 950	560 - 840	RCK.HGP-2	5,635	89910906	3,048
1020	890	RCK.HGP-3	5,898	89910907	3,323
1200	1050	RCK.HGP-4	6,566	89910908	3,737
1390	1220	RCK.HGP-5	8,863	89911102	5,861
1650	1440	RCK.HGP-6	9,423	89911302	6,452
2120	1860	RCK.HGP-7	9,440	89911303	6,472

**Notes:**

- Factory installed kits included expansion valve, TXV Bypass check valve assembly, suction check valve assembly, and drain pan check valve assembly. Kit does not include hot gas pan price. Specify valve model style, refrigerant, and SST on order.
- Shipped-loose kits include one check valve and piping for TXV bypass around expansion valve, one check valve and piping for drain pan assembly and one check valve and piping for suction assembly. Kit does not include Hot gas pan pricing. Kit does not include expansion valve.

## Large Unit Coolers

## Shipped-Loose Accessories

A wide range of shipped-loose accessories are available to order. Can't Find Something or need help selecting the appropriate accessory for your unit? Please contact your local Sales Representative or Account Engineer for assistance.

Part Number	Description	List Price (\$US)	Notes
<b>Room Thermostats</b>			
2891040	Room Thermostat	309	-
28963301	Electronic Room Thermostat	502	-
<b>Extended Throw</b>			
89910701	Collar for Air Throw (24" fan)	535	Must be used with wire fan guards. Must order 1 per fan.
89904401	Collar for Air Throw (30" fan)	713	Must be used with wire fan guards. Must order 1 per fan.
<b>Defrost Controls</b>			
21340101	Electric Defrost Timer (60 Hz)	362	-
5505-R	30-Amp Contactor	387	Use as fan or heater contactor
5738-N	50-Amp Contactor	440	Use Interlink part 2252340
<b>Check Valves</b>			
5731F	1 5/8" Suction Line Check Valve	881	-
2933034	2 1/8" Suction Line Check Valve	1,805	-
2933042	2 5/8" Suction Line Check Valve	2,078	-
<b>Drain Line Heaters</b>			
5508Q	6 ft. Drain Line heater (208-230V, 42 Watts)	157	-
5594P	12 ft. Drain Line heater (208-230V, 84 Watts)	171	-
5595P	18 ft. Drain Line heater (208-230V, 126 Watts)	203	-
5596P	36 ft. Drain Line heater (208-230V, 252 Watts)	311	-
5597P	60 ft. Drain Line heater (208-230V, 420 Watts)	573	-
<b>Heat Exchangers</b>			
24200009	Heat Exchanger used on 520 - 630 Air Defrost Models, 450 - 550 Electric & Hot Gas Defrost Models (6 FPI), and 400 - 480 Electric & Hot Gas Defrost Models (4.5 FPI)	605	7/8" Liquid Connection OD, 1 5/8" Suction Connection OD, 16" Length, 4lbs Approx. Ship Wt.
24200010	Heat Exchanger used on 750 - 850 Air Defrost Models	929	7/8" Liquid Connection OD, 2 1/8" Suction Connection OD, 17" Length, 6lbs Approx. Ship Wt.
24200011	Heat Exchanger used on 930 - 1400 Air Defrost Models, 640 Electric & Hot Gas Defrost Models (6 FPI), and 560 - 650 Electric & Hot Gas Defrost Models (4.5 FPI)	1,275	7/8" Liquid Connection OD, 2 1/8" Suction Connection OD, 25" Length, 8lbs Approx. Ship Wt.
24200012	Heat Exchanger used on 740 - 1390 Electric & Hot Gas Defrost Models (6 FPI), and 710 - 1220 Electric & Hot Gas Defrost Models (4.5 FPI)	1,496	1 1/8" Liquid Connection OD, 2 1/8" Suction Connection OD, 27" Length, 9lbs Approx. Ship Wt.
24200013	Heat Exchanger used on 1610 - 2440 Air Defrost Models	1,608	1 1/8" Liquid Connection OD, 2 5/8" Suction Connection OD, 28" Length, 10lbs Approx. Ship Wt.
24200015	Heat Exchanger used on 2500 - 2780 Air Defrost Models, 1650 - 2120 Electric & Hot Gas Defrost Models (6 FPI), and 1440 - 1860 Electric & Hot Gas Defrost Models (4.5 FPI)	2,169	1 3/8" Liquid Connection OD, 2 5/8" Suction Connection OD, 32" Length, 10lbs Approx. Ship Wt.

## Large Unit Coolers

## Shipped-Loose Accessories

### Expansion Valves (TXV)

When placing order, please specify refrigerant type, saturated suction temperature (SST), liquid temperature, and room temperature.

Part Number	List Price (\$US)	Capacity Range (BTUH)
TXV036	359	24,000 BTUH to 36,000 BTUH
TXV060	583	36,000 BTUH to 60,000 BTUH
TXV120	738	60,000 BTUH to 120,000 BTUH
TXV360	930	120,000 BTUH to 360,000 BTUH
TXV540	1,350	360,000 BTUH to 540,000 BTUH

### Liquid-line Solenoid Valves (LLSV)

Part Number	List Price (\$US)	Size	Capacity Range (R-404A)	
			Medium Temperature Application (BTUH)	Low Temperature Application (BTUH)
5766Y	371	1/2	51,000 BTUH to 72,000 BTUH	44,000 BTUH to 62,000 BTUH
5768Y	492	5/8	72,000 BTUH to 144,000 BTUH	62,000 BTUH to 120,000 BTUH
5804E	608	7/8	144,000 BTUH to 216,000 BTUH	120,000 BTUH to 185,000 BTUH
5803E	760	1 1/8	216,000 BTUH to 380,000 BTUH	185,000 BTUH to 315,000 BTUH
29318011	371	3/8	24,000 BTUH to 44,000 BTUH	21,000 BTUH to 38,000 BTUH
29318012	371	1/2	36,000 BTUH to 51,000 BTUH	31,000 BTUH to 44,000 BTUH
2930117 (120V)	1,096	1 3/8	380,000 BTUH to 652,000 BTUH	315,000 BTUH to 540,000 BTUH
2930104	1,096	1 3/8	380,000 BTUH to 652,000 BTUH	315,000 BTUH to 540,000 BTUH

## Low Profile

## Overview



### Product Description

Low profile glycol unit coolers, are available in air, electric, or warm fluid defrost. These units are designed to offer an environmentally-friendly product that provides maximum capacity while occupying a minimum amount of space inside a walk-in cooler or freezer. These units are ideal for many applications including restaurants and convenience stores. The use of alternative refrigerants makes this product qualified to be included in the **E Solutions™** product portfolio. Additional savings can be seen by opting for EC motors or the Beacon II™ Refrigeration System.

### Certifications



### Standard Features

#### Ease of Installation & Service

- Cabinet design features front access panels on each side for easy access to electrical and refrigeration components
- All electrical components factory wired to terminal board and identified, making it easy to field wire the unit
- Pre-drilled holes on the back of the unit for room thermostat
- Coil heater slots have been enlarged for easier installation and replacement
- On 4-6 fan models, drain pan has a lanyard for easy and safe access
- Motors plug into wiring harness for easier servicing

#### Reliable & Durable

- Sweat connections to reduce potential for leaks
- Molded fan guard design made of strong plastic material
- Heavy gauge grained aluminum cabinet cleans easily and looks attractive

#### Performance

- Internal panels are isolated for quiet operation
- Internally enhanced tubing and fin design for higher efficiency
- Reduced heater wattages
- Adjustable defrost termination for warm fluid defrost models
- Extended drain pan heaters for more uniform defrost throughout the drain pan and additional heat in end compartments

#### Versatile

- Large diameter drain hole (3/4" ID) is located on the back of the unit
- Minimal height of the low profile series makes it ideal for low ceiling coolers

### Nomenclature

ADT	G	0400	A	K
Model Series	Refrigerant	Capacity	Electrical Code	Vintage
ADT = Bohn Low Profile, Air Defrost LET = Bohn Low Profile, Electric Defrost HGT = Bohn Low Profile, Warm Fluid Defrost	G = Glycol	BTUH/ITD	AE = 115/1/60 (EC) BE = 208-230/1/60 (EC) CE = 208-230/3/60 (EC) M = 460/1/60 S = Configurable	

## Low Profile

## Air Defrost Models & Options

### When Do You Choose a Configurable Model?

- Choose when there is not a standard model listed or you want to add factory-installed options.
- When ordering a configurable model, remember to specify the voltage and fan motor type.

Bohn Standard Model	Bohn Config Model	List Price (\$US)	No. of Fans	Factory - Installed Options List Price Adders (\$US)		
				Coil Options		
				BohnKote™	BohnGuard™ Fin Protection	Bronz-Glow or ElectroFin
<b>Air Defrost Models with EC Motors - 115/1/60</b>						
-	ADTG0400SK	3,057	2	761	1,137	1,749
-	ADTG0475SK	3,179	2	761	1,137	1,749
-	ADTG0525SK	3,522	2	761	1,137	1,749
-	ADTG0725SK	4,747	3	1,112	1,160	1,749
-	ADTG0900SK	6,272	4	1,398	1,185	1,749
-	ADTG1000SK	7,827	5	1,548	1,213	2,087
-	ADTG1300SK	8,124	5	1,548	1,213	2,087
-	ADTG1475SK	9,027	6	1,762	1,236	2,322
<b>Air Defrost Models with EC Motors - 208-230/1/60</b>						
-	ADTG0400SK	3,135	2	761	1,137	1,749
-	ADTG0475SK	3,255	2	761	1,137	1,749
-	ADTG0525SK	3,594	2	761	1,137	1,749
-	ADTG0725SK	4,863	3	1,112	1,160	1,749
-	ADTG0900SK	7,024	4	1,398	1,185	1,749
-	ADTG1000SK	8,741	5	1,548	1,213	2,087
-	ADTG1300SK	9,038	5	1,548	1,213	2,087
-	ADTG1475SK	10,061	6	1,762	1,236	2,322
<b>Air Defrost Models with PSC Motors - 460/1/60</b>						
-	ADTG0400SK	3,010	2	761	1,137	1,749
-	ADTG0475SK	3,131	2	761	1,137	1,749
-	ADTG0525SK	3,468	2	761	1,137	1,749
-	ADTG0725SK	4,555	3	1,112	1,160	1,749
-	ADTG0900SK	6,532	4	1,398	1,185	1,749
-	ADTG1000SK	8,066	5	1,548	1,213	2,087
-	ADTG1300SK	8,362	5	1,548	1,213	2,087
-	ADTG1475SK	9,201	6	1,762	1,236	2,322

### Federal Regulation Requires EC Motors! Energy Independence and Security Act of 2007 (H.R. 6)

Walk-Ins manufactured on or after 01/01/2009 and under 3,000 square feet in area with single phase evaporator fan motors less than 1 HP and less than 460V must be EC motors.

#### Notes:

- Base price includes vent and drain valves.
- Plastic fan guards are standard.
- Stainless Steel Cabinet & Pan and Copper Fin Coils are available. Contact your Sales Representative or Account Engineer for more information.
- See page 103 for available shipped-loose Balance Valve and Shut-off Valve options.
- Must specify which coating at time of order entry.

## Low Profile

## Electric Defrost Models & Options

### When Do You Choose a Configurable Model?

- Choose when there is not a standard model listed or you want to add factory-installed options.
- When ordering a configurable model, remember to specify the voltage and fan motor type.

Bohn Standard Model	Bohn Config Model	List Price (\$US)	No. of Fans	Factory-Installed Options List Price Adders (\$US)	
				Coil Options	Bronz-Glow
<b>Electric Defrost Models with EC Motors - 208-230/1/60</b>					
-	LETG0400SK	4,250	2		1,749
-	LETG0475SK	4,311	2		1,749
-	LETG0525SK	4,499	2		1,749
-	LETG0725SK	5,935	3		1,749
-	LETG0900SK	7,710	4		1,749
-	LETG1000SK	9,563	5		2,087
-	LETG1300SK	9,861	5		2,087
-	LETG1475SK	10,883	6		2,322
<b>Electric Defrost Models with EC Motors - 208-230/3/60</b>					
-	LETG0400SK	4,539	2		1,749
-	LETG0475SK	4,602	2		1,749
-	LETG0525SK	4,788	2		1,749
-	LETG0725SK	6,224	3		1,749
-	LETG0900SK	7,997	4		1,749
-	LETG1000SK	9,852	5		2,087
-	LETG1300SK	10,150	5		2,087
-	LETG1475SK	11,173	6		2,322
<b>Electric Defrost Models with PSC Motors - 460/1/60</b>					
-	LETG0400SK	4,445	2		1,749
-	LETG0475SK	4,507	2		1,749
-	LETG0525SK	4,695	2		1,749
-	LETG0725SK	5,945	3		1,749
-	LETG0900SK	7,536	4		1,749
-	LETG1000SK	9,206	5		2,087
-	LETG1300SK	9,502	5		2,087
-	LETG1475SK	10,342	6		2,322

### Federal Regulation Requires EC Motors! Energy Independence and Security Act of 2007 (H.R. 6)

Walk-Ins manufactured on or after 01/01/2009 and under 3,000 square feet in area with single phase evaporator fan motors less than 1 HP and less than 460V must be EC motors.

#### Notes:

- Base price includes vent & drain valves, heater limit thermostats and adjustable defrost termination fan delay.
- Plastic fan guards are standard.
- Stainless Steel Cabinet & Pan and Copper Fin Coils are available. Contact your Sales Representative or Account Engineer for more information.
- See page 103 for available shipped-loose Balance Valve and Shut-off Valve options.



## Low Profile

## Warm Fluid Defrost Models & Options

### When Do You Choose a Configurable Model?

- Choose when there is not a standard model listed or you want to add factory-installed options.
- When ordering a configurable model, remember to specify the voltage and fan motor type.

Bohn Standard Model	Bohn Config Model	List Price (\$US)	No. of Fans	Factory-Installed Options List Price Adders (\$US)	
				Coil Options	
				BohnKote™	Bronz-Glow or ElectroFin
<b>Warm Fluid Defrost Models with EC Motors - 115/1/60</b>					
-	HGTG0475SK	4,259	2	761	1,749
-	HGTG0525SK	4,784	2	761	1,749
-	HGTG0725SK	6,515	3	1,112	1,749
-	HGTG0900SK	7,237	4	1,398	1,881
-	HGTG1300SK	8,714	5	1,548	2,087
-	HGTG1475SK	10,327	6	1,762	2,322
<b>Warm Fluid Defrost Models with EC Motors - 208-230/1/60</b>					
-	HGTG0475SK	4,705	2	761	1,749
-	HGTG0525SK	5,230	2	761	1,749
-	HGTG0725SK	6,960	3	1,112	1,749
-	HGTG0900SK	8,116	4	1,398	1,881
-	HGTG1300SK	9,763	5	1,548	2,087
-	HGTG1475SK	11,798	6	1,762	2,322
<b>Warm Fluid Defrost Models with PSC Motors - 460/1/60</b>					
-	HGTG0475SK	4,580	2	761	1,749
-	HGTG0525SK	5,105	2	761	1,749
-	HGTG0725SK	6,652	3	1,112	1,749
-	HGTG0900SK	7,623	4	1,398	1,881
-	HGTG1300SK	9,086	5	1,548	2,087
-	HGTG1475SK	10,937	6	1,762	2,322

### Federal Regulation Requires EC Motors! Energy Independence and Security Act of 2007 (H.R. 6)


Walk-Ins manufactured on or after 01/01/2009 and under 3,000 square feet in area with single phase evaporator fan motors less than 1 HP and less than 460V must be EC motors.

#### Notes:

- Base price includes vent and drain valves.
- All Warm Fluid Defrost Models have Fan Defrost Control included
- Plastic fan guards are standard.
- Stainless Steel Cabinet & Pan and Copper Fin Coils are available. Contact your Sales Representative or Account Engineer for more information.
- See page 103 for available shipped-loose Balance Valve and Shut-off Valve options.
- Must specify which coating at time of order entry.

## Low Velocity Center Mount

## Overview



### Product Description

Low velocity glycol center mount units, are available in air, electric, or warm fluid defrost. These units are designed to offer an environmentally friendly product that is ideal for floral storage, fresh fruit and vegetables, dough retarding, fresh meat storage and preparations, and many other applications. The low air flow and quiet fans are classically suited for work room applications. The generous coil surface combined with close T.D. system balance provides high humidity characteristics to minimize product shrinkage and drying. The use of alternative refrigerants makes this product qualified to be included in the **E Solutions™** product portfolio. Additional savings can be seen by opting for EC motors or the Beacon II™ Refrigeration System.

### Certifications



### Standard Features

#### Ease of Installation & Service

- All electrical components factory wired to terminal board and identified, making it easy to field wire the unit
- Cabinet design features access panels on each end for easy access to electrical and refrigeration components
- Fan panel is lightweight and can easily be lowered for easy servicing and installation

#### Reliable & Durable

- Heavy gauge grained aluminum cabinet cleans easily and looks attractive
- Stainless steel screws prevent rust streaks
- Wire fan guards with PVC coating for durability
- Sweat connections to reduce potential for leaks
- Coils are dehydrated and sealed at the factory
- Double drain pan eliminates drain pan sweating
- Motor rail is design for maximum strength and durability

#### Performance

- Internally enhanced tubing and fin design for higher efficiency
- All warm-fluid defrost models have heater/fan control factory set and wired
- All electric defrost models include defrost termination thermostats
- Motors are life lubricated and thermal overload protected

#### Versatile

- Low height makes it ideal for low ceiling coolers - larger models are only 15 inches tall, allowing for maximum headroom and more product storage
- Unit designed to be mounted flush against the ceiling or suspended on rods

### Nomenclature

WKA	G	0400	A	C
Model Series	Refrigerant	Capacity	Electrical Code	Vintage
WKA = Bohn Low Velocity Center Mount, Air defrost	G = Glycol	BTUH/ITD	AE = 115/1/60 (EC) BE = 208-230/1/60 (EC) M = 460/1/60 S = Configurable	
WKG = Bohn Low Velocity Center Mount, Warm Fluid defrost				
WKE = Bohn Low Velocity Center Mount, Electric Defrost				

## Low Velocity Center Mount

## Air Defrost Models & Options

### When Do You Choose a Configurable Model?

- Choose when there is not a standard model listed or you want to add factory-installed options.
- When ordering a configurable model, remember to specify the voltage and fan motor type.

Bohn Standard Model	Bohn Config Model	List Price (\$US)	No. of Fans	Factory-Installed Options List Price Adders (\$US)	
				Coil Options	
				BohnGuard™ Fin Protection	Bronz-Glow or ElectroFin
<b>Air Defrost Models with EC Motors - 115/1/60</b>					
-	WKAG0330SC	3,965	1	1,114	2,230
-	WKAG0425SC	4,742	1	1,114	2,230
-	WKAG0700SC	5,800	2	1,643	2,230
-	WKAG0875SC	7,273	2	1,643	3,632
-	WKAG0975SC	7,595	2	1,643	3,632
-	WKAG1025SC	9,510	3	2,239	3,632
-	WKAG1225SC	9,926	3	2,239	4,317
-	WKAG1450SC	11,236	4	2,608	4,317
-	WKAG1650SC	14,728	5	3,540	5,001
<b>Air Defrost Models with EC Motors - 208-230/1/60</b>					
-	WKAG0330SC	4,379	1	1,114	2,230
-	WKAG0425SC	5,235	1	1,114	2,230
-	WKAG0700SC	6,367	2	1,643	2,230
-	WKAG0875SC	7,963	2	1,643	3,632
-	WKAG0975SC	8,370	2	1,643	3,632
-	WKAG1025SC	10,430	3	2,239	3,632
-	WKAG1225SC	10,847	3	2,239	4,317
-	WKAG1450SC	12,364	4	2,608	4,317
-	WKAG1650SC	16,181	5	3,540	5,001

### Federal Regulation Requires EC Motors!

#### Energy Independence and Security Act of 2007 (H.R. 6)

Walk-Ins manufactured on or after 01/01/2009 and under 3,000 square feet in area with single phase evaporator fan motors less than 1 HP and less than 460V must be EC motors.

#### Notes:

- Base price includes vent and drain valves.
- Wire fan guards are standard.
- Stainless Steel Cabinet & Pan and Copper Fin Coils are available. Contact your Sales Representative or Account Engineer for more information.
- See page 103 for available shipped-loose Balance Valve and Shut-off Valve options.
- Must specify which coating at time of order entry.

## Low Velocity Center Mount

## Electric Defrost Models & Options

### When Do You Choose a Configurable Model?

- Choose when there is not a standard model listed or you want to add factory-installed options.
- When ordering a configurable model, remember to specify the voltage and fan motor type.

Bohn Standard Model	Bohn Config Model	List Price (\$US)	No. of Fans	Factory-Installed Options List Price Adders (\$US)	
				Coil Options	
				Bronz-Glow	
<b>Electric Defrost Models with EC Motors - 208-230/1/60</b>					
-	WKEG0330SC	5,402	1	2,230	
-	WKEG0425SC	6,216	1	2,230	
-	WKEG0700SC	7,565	2	2,230	
-	WKEG0875SC	9,099	2	3,632	
-	WKEG0975SC	9,467	2	3,632	
-	WKEG1025SC	11,707	3	3,632	
-	WKEG1225SC	12,124	3	4,317	
-	WKEG1450SC	13,791	4	4,317	
-	WKEG1650SC	17,700	5	5,001	

### Federal Regulation Requires EC Motors

#### Energy Independence and Security Act of 2007 (H.R. 6)

Walk-Ins manufactured on or after 01/01/2009 and under 3,000 square feet in area with single phase evaporator fan motors less than 1 HP and less than 460V must be EC motors.

#### Notes:

- Base price includes vent & drain valves, heater limit thermostats and adjustable defrost termination fan delay.
- Wire fan guards are standard.
- Stainless Steel Cabinet & Pan and Copper Fin Coils are available. Contact your Sales Representative or Account Engineer for more information.
- See page 103 for available shipped-loose Balance Valve and Shut-off Valve options.

## Low Velocity Center Mount

## Warm Fluid Defrost Models & Options

### When Do You Choose a Configurable Model?

- Choose when there is not a standard model listed or you want to add factory-installed options.
- When ordering a configurable model, remember to specify the voltage and fan motor type.

Bohn Standard Model	Bohn Config Model	List Price (\$US)	No. of Fans	Factory-Installed Options
				List Price Adders (\$US)
				Coil Options
Bronz-Glow or ElectroFin				
<b>Warm Fluid Defrost Models with EC Motors - 115/1/60</b>				
-	WKGG0700SC	6,121	2	2,230
-	WKGG0875SC	7,718	2	3,632
-	WKGG0975SC	8,065	2	3,632
-	WKGG1025SC	10,292	3	3,632
-	WKGG1225SC	10,747	3	4,317
-	WKGG1450SC	12,286	4	4,317
-	WKGG1650SC	16,264	5	5,001
<b>Warm Fluid Defrost Models with EC Motors - 208-230/1/60</b>				
-	WKGG0700SC	6,736	2	2,230
-	WKGG0875SC	8,408	2	3,632
-	WKGG0975SC	8,754	2	3,632
-	WKGG1025SC	11,364	3	3,632
-	WKGG1225SC	11,820	3	4,317
-	WKGG1450SC	13,459	4	4,317
-	WKGG1650SC	17,952	5	5,001

### Federal Regulation Requires EC Motors! Energy Independence and Security Act of 2007 (H.R. 6)

Walk-Ins manufactured on or after 01/01/2009 and under 3,000 square feet in area with single phase evaporator fan motors less than 1 HP and less than 460V must be EC motors.

#### Notes:

- Base price includes vent and drain valves.
- All Warm Fluid Defrost Models have Fan Defrost Control included.
- Wire fan guards are standard.
- Stainless Steel Cabinet & Pan and Copper Fin Coils are available. Contact your Sales Representative or Account Engineer for more information.
- See page 103 for available shipped-loose Balance Valve and Shut-off Valve options.
- Must specify which coating at time of order entry.

## Center Mount

## Overview



### Product Description

Center mount glycol unit coolers are available in air defrost. They are ideal for tight storage situations because they are ceiling mount and have a height of only 8 - 5/8" allowing for maximum headroom in a cooler or freezer. The center mount design allows for product to be stacked all around while air flow distributes evenly throughout the box. The use of alternative refrigerants and energy efficient EC motors makes this product qualified to be included in the **E Solutions™** product portfolio.

### Certifications



### Standard Features

#### Ease of Installation & Service

- Panels on ends quickly remove for complete access to refrigerant components and electrical terminal block during installation and servicing
- Tapered mounting provides proper slope for condensate drainage to one end of the unit

#### Reliable & Durable

- Heavy-gauge grained aluminum cabinet cleans easily and looks attractive
- Stainless steel screws prevent rust streaks
- Wire fan guards with PVC coating for durability
- Coils are dehydrated and sealed at the factory
- Double drain pan eliminates drain pan sweating

#### Performance

- Quick disconnect, waterproof plug and receptacle for each motor in all models
- High-efficiency aluminum fins with full collars cover mechanically expanded copper tubes
- Highest quality tubular heaters provide fast and economical defrost
- Motors are life lubricated and thermal overload protected
- Air moves across the ceiling in both directions providing even air distribution throughout the cooler

#### Versatile

- Compact, ceiling mount and center mount design allows for shelving and storage of product around all walls

### Nomenclature

SMA	G	475	A	E
Model Series	Model Type	Capacity	Electrical Code	Vintage
SMA = Bohn Center Mount, Air Defrost	G = Glycol	BTUH/TD	AE = 115/1/60 (EC) BE = 208-230/1/60 (EC) S = Configurable	E = EC Motor

## Center Mount

## Air Defrost Models & Options

### When Do You Choose a Configurable Model?

- Choose when there is not a standard model listed or you want to add factory-installed options.
- When ordering a configurable model, remember to specify the voltage and fan motor type.

Bohn Standard Model	Bohn Config Model	List Price (\$US)	No. of Fans	Factory - Installed Options List Price Adders (\$US)		
				Coil Options		
				BohnKote™	BohnGuard™ Fin Protection	Bronz-Glow or ElectroFin
<b>Air Defrost Models with EC Motors - 115/1/60</b>						
-	SMAG0475SE	3,582	2	734	893	2,230
-	SMAG0525SE	3,933	2	1,008	893	2,230
-	SMAG0550SE	4,418	2	1,008	893	2,230
-	SMAG0575SE	4,571	2	1,008	893	2,356
-	SMAG0600SE	5,042	3	1,222	1,268	2,356
-	SMAG0625SE	5,595	3	1,222	1,268	2,511
-	SMAG0775SE	6,112	3	1,222	1,268	2,638
-	SMAG0800SE	6,894	4	1,506	1,578	2,789
-	SMAG0925SE	7,138	4	1,506	1,578	3,028
-	SMAG0975SE	7,521	4	1,506	1,578	3,225
-	SMAG1050SE	9,310	5	1,920	2,032	3,660
<b>Air Defrost Models with EC Motors - 208-230/1/60</b>						
-	SMAG0475SE	3,797	2	734	893	2,230
-	SMAG0525SE	4,148	2	1,008	893	2,230
-	SMAG0550SE	4,635	2	1,008	893	2,230
-	SMAG0575SE	4,787	2	1,008	893	2,356
-	SMAG0600SE	5,306	3	1,222	1,268	2,356
-	SMAG0625SE	5,849	3	1,222	1,268	2,511
-	SMAG0775SE	6,365	3	1,222	1,268	2,638
-	SMAG0800SE	7,189	4	1,506	1,578	2,789
-	SMAG0925SE	7,430	4	1,506	1,578	3,028
-	SMAG0975SE	7,814	4	1,506	1,578	3,225
-	SMAG1050SE	9,642	5	1,920	2,032	3,660

### Federal Regulation Requires EC Motors! Energy Independence and Security Act of 2007 (H.R. 6)


Walk-Ins manufactured on or after 01/01/2009 and under 3,000 square feet in area with single phase evaporator fan motors less than 1 HP and less than 460V must be EC motors.

#### Notes:

- Base price includes vent and drain valves.
- Plastic fan guards are standard.
- Stainless Steel Cabinet & Pan and Copper Fin Coils are available. Contact your Sales Representative or Account Engineer for more information.
- See page 103 for available shipped-loose Balance Valve and Shut-off Valve options.
- Must specify which coating at time of order entry.

## Medium Profile

## Overview



### Product Description

Medium profile glycol unit coolers are available in air defrost models. These units are designed to offer an environmentally-friendly product and are ideal for numerous commercial and industrial applications. With a modular design that is only 25 inches high, these units provide superior quality and a long, dependable life to many different applications. The use of alternative refrigerants makes this product qualified to be included in the **E Solutions™** product portfolio. Additional savings can be seen by opting for EC motors or the Beacon II™ Refrigeration System.

### Certifications



### Standard Features

#### Ease of Installation & Service

- All electrical components factory wired to terminal board and identified, making it easy to field wire the unit
- Front hinged drain pan for easy access
- Motors plug into wiring harness for easier servicing

#### Reliable & Durable

- Heavy gauge textured aluminum cabinet
- Sweat connections to reduce potential for leaks
- Patented Thermo-Flex™ coil design allows the coil to “flex” during periods of defrost resulting in expansion of the coil surface comes with a 5-year warranty
- Heavy plastic molded fan guards for extended air flow
- Thermally protected, lifetime-lubricated single phase PSC motors

#### Performance

- Internal panels are isolated for quiet operation
- PSC motors

#### Versatile

- Large diameter drain fitting (3/4" ID)
- Different motor and voltage options available

### Nomenclature

BMA	G	0400	A	A
Model Series	Refrigerant	Capacity	Electrical Code	Vintage
BMA = Bohn Medium Profile, Air Defrost	G = Glycol	BTUH/ITD	A = 115/1/60 B = 208-230/1/60 M = 460/1/60 L = 575/1/60 S = Configurable	



## Medium Profile

## Air Defrost Models & Options

### When Do You Choose a Configurable Model?

- Choose when there is not a standard model listed or you want to add factory-installed options.
- When ordering a configurable model, remember to specify the voltage and fan motor type.

Bohn Standard Model	Bohn Config Model	List Price (\$US)	No. of Fans	Factory-Installed Options List Price Adders (\$US)		
				Coil Options		
				BohnKote™	BohnGuard™ Fin Protection	Bronz-Glow or ElectroFin
<b>Air Defrost Models with EC Motors - 115/1/60</b>						
-	BMAG0900SA	5,756	1	1,429	1,230	1,948
-	BMAG1100SA	8,087	2	1,776	1,297	2,629
-	BMAG1275SA	9,992	2	1,776	1,297	2,756
-	BMAG1600SA	10,424	2	1,776	1,297	2,756
-	BMAG1700SA	12,744	3	2,102	1,367	3,336
-	BMAG1900SA	13,279	3	2,102	1,367	3,336
-	BMAG2175SA	15,308	3	2,102	1,367	3,336
-	BMAG2400SA	18,058	4	2,299	1,428	4,043
-	BMAG2425SA	18,513	4	2,299	1,428	4,043
-	BMAG2850SA	19,303	4	2,299	1,428	4,043
<b>Air Defrost Models with EC Motors - 208-230/1/60</b>						
-	BMAG0900SA	5,903	1	1,429	1,230	1,948
-	BMAG1100SA	8,363	2	1,776	1,297	2,629
-	BMAG1275SA	10,266	2	1,776	1,297	2,756
-	BMAG1600SA	10,701	2	1,776	1,297	2,756
-	BMAG1700SA	13,165	3	2,102	1,367	3,336
-	BMAG1900SA	13,711	3	2,102	1,367	3,336
-	BMAG2175SA	15,739	3	2,102	1,367	3,336
-	BMAG2400SA	18,616	4	2,299	1,428	4,043
-	BMAG2425SA	19,076	4	2,299	1,428	4,043
-	BMAG2850SA	19,868	4	2,299	1,428	4,043
<b>Air Defrost Models with PSC Motors - 208-230/1/60</b>						
-	BMAG0900SA	5,191	1	1,429	1,230	1,948
-	BMAG1100SA	6,939	2	1,776	1,297	2,629
-	BMAG1275SA	8,842	2	1,776	1,297	2,756
-	BMAG1600SA	9,277	2	1,776	1,297	2,756
-	BMAG1700SA	11,029	3	2,102	1,367	3,336
-	BMAG1900SA	11,575	3	2,102	1,367	3,336
-	BMAG2175SA	13,603	3	2,102	1,367	3,336
-	BMAG2400SA	15,768	4	2,299	1,428	4,043
-	BMAG2425SA	16,228	4	2,299	1,428	4,043
-	BMAG2850SA	17,020	4	2,299	1,428	4,043
-	BMAG3100SA	18,565	5	2,618	1,466	4,695

### Federal Regulation Requires EC Motors! Energy Independence and Security Act of 2007 (H.R. 6)

Walk-Ins manufactured on or after 01/01/2009 and under 3,000 square feet in area with single phase evaporator fan motors less than 1 HP and less than 460V must be EC motors.

#### Notes:

- Base price includes vent and drain valves.
- Plastic fan guards are standard.
- Stainless Steel Cabinet & Pan and Copper Fin Coils are available. Contact your Sales Representative or Account Engineer for more information.
- See page 103 for available shipped-loose Balance Valve and Shut-off Valve options.
- Must specify which coating at time of order entry.

## Medium Profile

## Air Defrost Models & Options

### When Do You Choose a Configurable Model?

- Choose when there is not a standard model listed or you want to add factory-installed options.
- When ordering a configurable model, remember to specify the voltage and fan motor type.

Bohn Standard Model	Bohn Config Model	List Price (\$US)	No. of Fans	Factory-Installed Options List Price Adders (\$US)		
				Coil Options		
				BohnKote™	BohnGuard™ Fin Protection	Bronz-Glow or ElectroFin
<b>Air Defrost Models with PSC Motors - 460/1/60</b>						
-	BMAG0900SA	5,364	1	1,429	1,230	1,948
-	BMAG1100SA	7,302	2	1,776	1,297	2,629
-	BMAG1275SA	9,203	2	1,776	1,297	2,756
-	BMAG1600SA	9,638	2	1,776	1,297	2,756
-	BMAG1700SA	11,562	3	2,102	1,367	3,336
-	BMAG1900SA	12,103	3	2,102	1,367	3,336
-	BMAG2175SA	14,131	3	2,102	1,367	3,336
-	BMAG2400SA	16,484	4	2,299	1,428	4,043
-	BMAG2425SA	16,939	4	2,299	1,428	4,043
-	BMAG2850SA	17,732	4	2,299	1,428	4,043
-	BMAG3100SA	19,595	5	2,618	1,466	4,695
<b>Air Defrost Models with PSC Motors - 575/1/60</b>						
-	BMAG0900SA	5,447	1	1,429	1,230	1,948
-	BMAG1100SA	7,446	2	1,776	1,297	2,629
-	BMAG1275SA	9,286	2	1,776	1,297	2,756
-	BMAG1600SA	9,720	2	1,776	1,297	2,756
-	BMAG1700SA	11,797	3	2,102	1,367	3,336
-	BMAG1900SA	12,371	3	2,102	1,367	3,336
-	BMAG2175SA	14,402	3	2,102	1,367	3,336
-	BMAG2400SA	16,799	4	2,299	1,428	4,043
-	BMAG2425SA	17,271	4	2,299	1,428	4,043
-	BMAG2850SA	18,063	4	2,299	1,428	4,043
-	BMAG3100SA	19,971	5	2,618	1,466	4,695

### Federal Regulation Requires EC Motors!

#### Energy Independence and Security Act of 2007 (H.R. 6)

Walk-Ins manufactured on or after 01/01/2009 and under 3,000 square feet in area with single phase evaporator fan motors less than 1 HP and less than 460V must be EC motors.

#### Notes:

- Base price includes vent and drain valves.
- Plastic fan guards are standard.
- Stainless Steel Cabinet & Pan and Copper Fin Coils are available. Contact your Sales Representative or Account Engineer for more information.
- See page 103 for available shipped-loose Balance Valve and Shut-off Valve options.
- Must specify which coating at time of order entry.

## Shipped-Loose Accessories

## Balance & Shut-Off Valves

Balance and shut-off valves must be selected by GPM rating and not valve size. In order to calculate the proper GPM rating for your glycol unit cooler, please contact your local Sales Representative or Account Engineer for assistance.

GPM	Balance Valve Size	Part Number		List Price (\$US)
		Balance Valve	Shut-off Valve	
0 - 3.0	1/2" (0.84" OD)	29320305	29320405	441
3.1 - 8.7	3/4" (1.05" OD)	29320304	29320404	507
8.8 - 14.0	1" (1.315" OD)	29320301	29320401	628
14.1 - 20.0	1-1/4" (1.66" OD)	29320302	29320402	865
20.1 - 25	1-1/2" (1.90" OD)	29320303	29320403	895

**Notes:**

- Balance Valve and Shut-off Valve are sold together.
- Secondary loop selection program must be used to calculate the required GPM rating for the glycol unit cooler before selecting the appropriate balance and shut-off valves

## Low Profile

## Overview



### Product Description

Low profile CO<sub>2</sub> unit coolers designed for use with carbon dioxide systems are available in air or electric defrost for medium and low temperature overfeed/recirculation or low temperature DX applications. These units are designed to offer an environmentally-friendly product that provides maximum capacity while occupying a minimum amount of space inside a walk-in cooler or freezer. The use of alternative refrigerants and energy efficient EC motors makes this product qualified to be included in the **E Solutions™** product portfolio.

### Certifications



### Standard Features

#### Ease of Installation & Service

- Cabinet design features front access panels on each side for easy access to electrical and refrigeration components
- All electrical components factory wired to terminal board and identified, making it easy to field wire the unit
- Coil heater slots have been enlarged for easier installation and replacement
- On 4-6 fan models, drain pan has a lanyard for easy and safe access
- Motors plug into wiring harness for easier servicing

#### Reliable & Durable

- Sweat connections to reduce potential for leaks
- Molded fan guard design made of strong plastic material
- Heavy gauge grained aluminum cabinet cleans easily and looks attractive

#### Performance

- Internal panels are isolated for quiet operation
- Internally enhanced tubing and fin design for higher efficiency
- Defrost termination control supplied for electric defrost
- Extended drain pan heaters for more uniform defrost throughout the drain pan and additional heat in end compartments
- EC motors

#### Versatile

- Large diameter drain hole (3/4" ID) is located on the back of the unit
- Minimal height of the low profile series makes it ideal for low ceiling coolers

### Nomenclature

ADTR	065	BE	K
Model Series & Type	Capacity	Electrical Code	Vintage
<b>CO<sub>2</sub> Overfeed/Recirculation</b> LETH/LECH = Low Temp Overfeed ADTR/LETR = Medium Temp Overfeed  <b>CO<sub>2</sub> DX Direct Expansion</b> LLEC/LETC = Low Temp Direct Expansion (DX) ADTY/LETY = Medium Direct Expansion (DX)	# x 100 = BTUH	A = 115/1/60 (PSC) B = 208-230/1/60 (PSC) C = 208-230/3/60 (PSC) M = 460/1/60 (PSC) AE = 115/1/60 (EC) BE = 208-230/1/60 (EC) CE = 208-230/3/60 (EC)	(All models "K" Vintage)

## Low Profile

## Air Defrost Models & Options

### When Do You Choose a Configurable Model?

- Choose when there is not a standard model listed or you want to add factory-installed options.
- When ordering a configurable model, remember to specify the voltage and fan motor type.

Bohn Standard Model	Bohn Config Model	List Price (\$US)	No. of Fans	Defrost Type	Factory-Installed Options List Price Adders (\$US)		
					Coil Options		
					BohnKote™	BohnGuard™ Fin Protection	Bronz-Glow or ElectroFin
<b>Medium Temperature Overfeed / Recirculation Models with EC Motors-115/1/60</b>							
-	ADTR065SK	2,216	1	Air Defrost	489	1,114	Call Factory
-	ADTR070SK	2,806	2	Air Defrost	725	1,137	Call Factory
-	ADTR090SK	3,183	2	Air Defrost	725	1,137	Call Factory
-	ADTR104SK	3,371	2	Air Defrost	725	1,137	Call Factory
-	ADTR130SK	3,810	2	Air Defrost	725	1,137	Call Factory
-	ADTR156SK	4,849	3	Air Defrost	1,059	1,160	Call Factory
-	ADTR180SK	5,434	3	Air Defrost	1,059	1,160	Call Factory
-	ADTR208SK	5,324	4	Air Defrost	Call Factory	1,185	Call Factory
-	ADTR260SK	7,856	5	Air Defrost	Call Factory	1,213	Call Factory
<b>Medium Temperature Overfeed / Recirculation Models with EC Motors-208-230/1/60</b>							
-	ADTR065SK	2,361	1	Air Defrost	489	1,114	Call Factory
-	ADTR070SK	2,969	2	Air Defrost	725	1,137	Call Factory
-	ADTR090SK	3,220	2	Air Defrost	725	1,137	Call Factory
-	ADTR104SK	3,416	2	Air Defrost	725	1,137	Call Factory
-	ADTR130SK	3,851	2	Air Defrost	725	1,137	Call Factory
-	ADTR156SK	4,910	3	Air Defrost	1,059	1,160	Call Factory
-	ADTR180SK	5,495	3	Air Defrost	1,059	1,160	Call Factory
-	ADTR208SK	6,693	4	Air Defrost	Call Factory	1,185	Call Factory
-	ADTR260SK	8,330	5	Air Defrost	Call Factory	1,213	Call Factory

### Federal Regulation Requires EC Motors! Energy Independence and Security Act of 2007 (H.R. 6)

Walk-Ins manufactured on or after 01/01/2009 and under 3,000 square feet in area with single phase evaporator fan motors less than 1 HP and less than 460V must be EC motors.

#### Notes:

- Stainless Steel Cabinet & Pan and Copper Fin Coils are available. Contact your Sales Representative or Account Engineer for more information.
- Must specify which coating at time of order entry.

## Low Profile

## Electric Defrost Models & Options

### When Do You Choose a Configurable Model?

- Choose when there is not a standard model listed or you want to add factory-installed options.
- When ordering a configurable model, remember to specify the voltage and fan motor type.

Bohn Standard Model	Bohn Config Model	List Price (\$US)	No. of Fans	Defrost Type	Factory-Installed Options List Price Adders (\$US)
					Coil Options
					Bronz-Glow
<b>Medium Temperature Overfeed / Recirculation Models with EC Motors-208-230/1/60</b>					
-	LETR065SK	3,986	2	Electric Defrost	Call Factory
-	LETR090SK	4,406	2	Electric Defrost	Call Factory
-	LETR120SK	5,697	3	Electric Defrost	Call Factory
-	LETR140SK	6,468	3	Electric Defrost	Call Factory
-	LETR160SK	7,588	4	Electric Defrost	Call Factory
-	LETR200SK	9,634	5	Electric Defrost	Call Factory
-	LETR240SK	11,002	6	Electric Defrost	Call Factory
-	LETR280SK	12,345	6	Electric Defrost	Call Factory
<b>Low Temperature DX Models with EC Motors-208-230/1/60</b>					
-	LETC065SK	3,986	2	Electric Defrost	Call Factory
-	LETC090SK	4,406	2	Electric Defrost	Call Factory
-	LETC120SK	5,697	3	Electric Defrost	Call Factory
-	LETC140SK	6,468	3	Electric Defrost	Call Factory
-	LETC160SK	7,588	4	Electric Defrost	Call Factory
-	LETC200SK	9,634	5	Electric Defrost	Call Factory
-	LETC240SK	11,002	6	Electric Defrost	Call Factory
-	LETC280SK	12,345	6	Electric Defrost	Call Factory
-	LLEC080SK	4,639	2	Electric Defrost	Call Factory
-	LLEC102SK	5,648	3	Electric Defrost	Call Factory
-	LLEC136SK	7,466	4	Electric Defrost	Call Factory
-	LLEC170SK	9,437	5	Electric Defrost	Call Factory
-	LLEC235SK	12,141	6	Electric Defrost	Call Factory

### Federal Regulation Requires EC Motors! Energy Independence and Security Act of 2007 (H.R. 6)


Walk-Ins manufactured on or after 01/01/2009 and under 3,000 square feet in area with single phase evaporator fan motors less than 1 HP and less than 460V must be EC motors.

#### Notes:

- Electric Drain Pan is standard.
- Stainless Steel Cabinet & Pan and Copper Fin Coils are available. Contact your Sales Representative or Account Engineer for more information.

## Low Velocity Center Mount

## Overview



### Product Description

Low velocity CO<sub>2</sub> center mount units designed for use with carbon dioxide systems are available in air or electric defrost. These units are designed to offer an environmentally friendly product that is ideal for floral storage, fresh fruit and vegetables, dough retarding, fresh meat storage and preparations, and many other applications. The low air flow and quiet fans are classically suited for work room applications. The use of alternative refrigerants and energy efficient EC motors makes this product qualified to be included in the **E Solutions™** product portfolio.

### Certifications



### Standard Features

#### Ease of Installation & Service

- All electrical components factory wired to terminal board and identified, making it easy to field wire the unit
- Cabinet design features access panels on each end for easy access to electrical and refrigeration components
- Fan panel is lightweight and can easily be lowered for easy servicing and installation

#### Reliable & Durable

- Textured aluminum cabinet cleans easily and looks attractive
- Stainless steel screws prevent rust streaks
- Wire fan guards with coating for durability
- Sweat connections to reduce potential for leaks
- Coils are dehydrated and sealed at the factory
- Double drain pan eliminates drain pan sweating
- Motor rail is design for maximum strength and durability

#### Performance

- Internally enhanced tubing and fin design for higher efficiency
- Electric defrost models incorporate high quality tubular heaters and a standard fixed defrost termination thermostat
- Motors are life lubricated and thermal overload protected
- EC motors

#### Versatile

- Low height makes it ideal for low ceiling coolers - larger models are only 15 inches tall, allowing for maximum headroom and more product storage
- Unit designed to be mounted flush against the ceiling or suspended on rods

### Nomenclature

WKA	R	075	BE	C
Model Series	Type	Capacity	Electrical Code	Vintage
WKA = Low Velocity Center Mount Air Defrost, 6 FPI	R = CO <sub>2</sub> Medium Temp	# x 100 = BTUH	A = 115/1/60 (PSC)	(Varies depending on model series)
WKE = Low Velocity Center Mount Electric Defrost, 6 FPI	Overfeed/Recirculation Y = CO <sub>2</sub> Medium Temp Direct Expansion (DX)		B = 208-230/1/60 (PSC)	
	C = CO <sub>2</sub> Low Temp Direct Expansion (DX)		M = 460/1/60 (PSC) AE = 115/1/60 (EC) BE = 208-230/1/60 (EC)	

## Low Velocity Center Mount

## Air Defrost Models & Options

### When Do You Choose a Configurable Model?

- Choose when there is not a standard model listed or you want to add factory-installed options.
- When ordering a configurable model, remember to specify the voltage and fan motor type.

Bohn Standard Model	Bohn Config Model	List Price (\$US)	No. of Fans	Defrost Type	Factory-Installed Options List Price Adders (\$US)	
					Coil Options	
					BohnGuard™ Fin Protection	Bronz-Glow or ElectroFin
<b>Medium Temperature Overfeed / Recirculation Models with EC Motors - 115/1/60</b>						
-	WKAR050SC	4,093	1	Air Defrost	1,114	Call Factory
-	WKAR075SC	4,744	1	Air Defrost	1,114	Call Factory
-	WKAR100SC	5,795	2	Air Defrost	1,643	Call Factory
-	WKAR130SC	6,764	2	Air Defrost	1,643	Call Factory
-	WKAR155SC	7,560	2	Air Defrost	1,643	Call Factory
-	WKAR180SC	9,254	3	Air Defrost	2,239	Call Factory
-	WKAR210SC	10,475	4	Air Defrost	2,608	Call Factory
-	WKAR270SC	11,480	4	Air Defrost	2,608	Call Factory
-	WKAR340SC	14,728	5	Air Defrost	3,540	Call Factory
<b>Medium Temperature Overfeed / Recirculation Models with EC Motors - 208-230/1/60</b>						
-	WKAR050SC	4,308	1	Air Defrost	1,114	Call Factory
-	WKAR075SC	5,000	1	Air Defrost	1,114	Call Factory
-	WKAR100SC	6,099	2	Air Defrost	1,643	Call Factory
-	WKAR130SC	7,129	2	Air Defrost	1,643	Call Factory
-	WKAR155SC	7,967	2	Air Defrost	1,643	Call Factory
-	WKAR180SC	9,736	3	Air Defrost	2,239	Call Factory
-	WKAR210SC	11,011	4	Air Defrost	2,608	Call Factory
-	WKAR270SC	12,069	4	Air Defrost	2,608	Call Factory
-	WKAR340SC	15,489	5	Air Defrost	3,540	Call Factory

## Low Velocity Center Mount

## Electric Defrost Models & Options

Bohn Standard Model	Bohn Config Model	List Price (\$US)	No. of Fans	Defrost Type	Factory-Installed Options List Price Adders (\$US)
					Coil Options
					Bronz-Glow
<b>Medium Temperature Overfeed / Recirculation Models with EC Motors - 208-230/1/60</b>					
-	WKER050SC	4,787	1	Electric Defrost	Call Factory
-	WKER075SC	5,560	1	Electric Defrost	Call Factory
-	WKER100SC	6,750	2	Electric Defrost	Call Factory
-	WKER130SC	7,901	2	Electric Defrost	Call Factory
-	WKER155SC	8,850	2	Electric Defrost	Call Factory
-	WKER180SC	10,782	3	Electric Defrost	Call Factory
-	WKER210SC	12,170	4	Electric Defrost	Call Factory
-	WKER270SC	13,362	4	Electric Defrost	Call Factory
-	WKER340SC	17,150	5	Electric Defrost	Call Factory

### Federal Regulation Requires EC Motors! Energy Independence and Security Act of 2007 (H.R. 6)

Walk-Ins manufactured on or after 01/01/2009 and under 3,000 square feet in area with single phase evaporator fan motors less than 1 HP and less than 460V must be EC motors.

#### Notes:

- Electric Drain Pan is standard on electric defrost models.
- Stainless Steel Cabinet & Pan and Copper Fin Coils are available. Contact your Sales Representative or Account Engineer for more information.
- Must specify which coating at time of order entry.



## Center Mount

## Overview



### Product Description

Center Mount CO<sub>2</sub> unit coolers designed for use with carbon dioxide systems are available in electric defrost. They are ideal for tight storage situations because they are ceiling mount and have a height of only 8 - 5/8" allowing for maximum headroom in a cooler or freezer. The center mount design allows for product to be stacked all around while air flow distributes evenly throughout the box. The use of alternative refrigerants and energy efficient EC motors makes this product qualified to be included in the **E Solutions™** product portfolio.

### Certifications



### Standard Features

#### Ease of Installation & Service

- Panels on ends quickly remove for complete access to refrigerant components and electrical terminal block during installation and servicing
- Tapered mounting provides proper slope for condensate drainage to one end of the unit

#### Reliable & Durable

- Heavy-gauge grained aluminum cabinet cleans easily and looks attractive
- Stainless steel screws prevent rust streaks
- Wire fan guards with coating for durability
- Coils are dehydrated and sealed at the factory
- Double drain pan eliminates drain pan sweating

#### Performance

- Quick disconnect, waterproof plug and receptacle for each motor in all models
- High-efficiency aluminum fins with full collars cover mechanically expanded copper tubes
- Highest quality tubular heaters provide fast and economical defrost
- Standard adjustable defrost termination fan delay thermostat
- Motors are life lubricated and thermal overload protected
- Air moves across the ceiling in both directions providing even air distribution throughout the cooler
- EC motors

#### Versatile

- Compact, ceiling mount and center mount design allows for shelving and storage of product around all walls

### Nomenclature

SME	C	130	BE	E
Model Series	Type	Capacity	Electrical Code	Vintage
SME = Center Mount Electric Defrost, 6 FPI	C = CO <sub>2</sub> Low Temp Direct Expansion (DX) H = CO <sub>2</sub> Low Temp Overfeed Recirculation Y = CO <sub>2</sub> Medium Temp Direct Expansion (DX) R = CO <sub>2</sub> Medium Temp Overfeed Recirculation	# x 100 = BTUH	A = 115/1/60 (PSC) B = 208-230/1/60 (PSC) AE = 115/1/60 (EC) BE = 208-230/1/60 (EC)	(Varies depending on model series)

### Center Mount

### Electric Defrost Models & Options

#### When Do You Choose a Configurable Model?

- Choose when there is not a standard model listed or you want to add factory-installed options.
- When ordering a configurable model, remember to specify the voltage and fan motor type.

Bohn Standard Model	Bohn Config Model	List Price (\$US)	No. of Fans	Defrost Type	Factory-Installed Options List Price Adders (\$US)
					Coil Options
					Bronz-Glow
<b>Low Temperature DX Models with EC Motors-208-230/1/60</b>					
-	SMEC090SE	6,323	3	Electric Defrost	Call Factory
-	SMEC130SE	6,924	3	Electric Defrost	Call Factory
-	SMEC174SE	8,972	4	Electric Defrost	Call Factory

#### Federal Regulation Requires EC Motors!

##### Energy Independence and Security Act of 2007 (H.R. 6)


Walk-Ins manufactured on or after 01/01/2009 and under 3,000 square feet in area with single phase evaporator fan motors less than 1 HP and less than 460V must be EC motors.

#### Notes:

- Electric Drain Pan and Adjustable Defrost Term. / Fan Delay are standard.
- Stainless Steel Cabinet & Pan and Copper Fin Coils are available. Contact your Sales Representative or Account Engineer for more information.

## Medium Profile

## Overview



### Product Description

Medium profile CO<sub>2</sub> unit coolers for use with carbon dioxide systems are available in air or electric defrost models. These units are designed to offer an environmentally friendly product and are ideal for numerous commercial and industrial applications. With a modular design that is only 25 inches high, these units provide superior quality and a long, dependable life to many different applications. The use of alternative refrigerants and energy efficient EC motors makes this product qualified to be included in the **E Solutions™** product portfolio.

### Certifications



### Standard Features

#### Ease of Installation & Service

- All electrical components factory wired to terminal board and identified, making it easy to field wire the unit
- Schrader valve provided for suction pressure measurement
- Coil heater slots have been enlarged for easier installation and replacement
- Heaters are coil face mounted for easy access
- Front hinged drain pan for easy access
- Motors plug into wiring harness for easier servicing

#### Reliable & Durable

- Heavy gauge textured aluminum cabinet
- Sweat connections to reduce potential for leaks
- Patented Thermo-Flex™ coil design allows the coil to “flex” during periods of defrost resulting in expansion of the coil surface comes with a 5-year warranty
- Plastic molded fan guards for extended air flow
- Reliable nickel steel alloy defrost heater elements

#### Performance

- Internal panels are isolated for quiet operation
- Electric defrost models have fixed defrost termination / fan delay and heater limit thermostats
- EC motors

#### Versatile

- Large diameter drain fitting (3/4" ID)
- Different motor and voltage options available

### Nomenclature

BMAR	130	BE	K
Model Series & Type	Capacity	Electrical Code	Vintage
<b>CO<sub>2</sub> Medium Temp. Overfeed/Recirculation</b> BMAR = Medium Profile Air Defrost, 6 FPI	# x 100 = BTUH	AE = 115/1/60 BE = 208-230/1/60	(Varies depending on model series)
<b>CO<sub>2</sub> Low Temp. DX</b> BMLC = Medium Profile Electric Defrost, 4.5 FPI			

## Medium Profile

## Air Defrost Models & Options

### When Do You Choose a Configurable Model?

- Choose when there is not a standard model listed or you want to add factory-installed options.
- When ordering a configurable model, remember to specify the voltage and fan motor type.

Bohn Standard Model	Bohn Config Model	List Price (\$US)	No. of Fans	Defrost Type	Factory-Installed Options List Price Adders (\$US)		
					Coil Options		
					BohnKote™	BohnGuard™ Fin Protection	Bronz-Glow or ElectroFin
<b>Medium Temperature Overfeed / Recirculation Models with EC Motors - 115/1/60</b>							
-	BMAR130SA	4,857	1	Air Defrost	1,360	1,230	Call Factory
-	BMAR155SA	5,629	1	Air Defrost	1,360	1,230	Call Factory
-	BMAR245SA	8,345	2	Air Defrost	Call Factory	1,297	Call Factory
-	BMAR300SA	10,292	2	Air Defrost	Call Factory	1,297	Call Factory
-	BMAR365SA	13,012	3	Air Defrost	Call Factory	1,367	Call Factory
-	BMAR450SA	15,210	3	Air Defrost	Call Factory	1,367	Call Factory
<b>Medium Temperature Overfeed / Recirculation Models with EC Motors - 208-230/1/60</b>							
-	BMAR130SA	4,935	1	Air Defrost	1,360	1,230	Call Factory
-	BMAR155SA	5,697	1	Air Defrost	1,360	1,230	Call Factory
-	BMAR245SA	8,485	2	Air Defrost	Call Factory	1,297	Call Factory
-	BMAR300SA	10,438	2	Air Defrost	Call Factory	1,297	Call Factory
-	BMAR365SA	13,237	3	Air Defrost	Call Factory	1,367	Call Factory
-	BMAR450SA	15,435	3	Air Defrost	Call Factory	1,367	Call Factory

## Medium Profile

## Electric Defrost Models & Options

### When Do You Choose a Configurable Model?

- Choose when there is not a standard model listed or you want to add factory-installed options.
- When ordering a configurable model, remember to specify the voltage and fan motor type.

Bohn Standard Model	Bohn Config Model	List Price (\$US)	No. of Fans	Defrost Type	Factory-Installed Options List Price Adders (\$US)
					Coil Options
					Bronz-Glow
<b>Low Temperature DX Models with EC Motors - 208-230/1/60</b>					
-	BMLC100SA	5,960	1	Electric Defrost	Call Factory
-	BMLC165SA	8,642	2	Electric Defrost	Call Factory
-	BMLC220SA	11,357	2	Electric Defrost	Call Factory
-	BMLC250SA	12,696	3	Electric Defrost	Call Factory
-	BMLC330SA	16,171	3	Electric Defrost	Call Factory

### Federal Regulation Requires EC Motors! Energy Independence and Security Act of 2007 (H.R. 6)

Walk-Ins manufactured on or after 01/01/2009 and under 3,000 square feet in area with single phase evaporator fan motors less than 1 HP and less than 460V must be EC motors.

#### Notes:

- Electric Drain Pan and Adjustable Defrost Term. / Fan Delay are standard on electric defrost models.
- Stainless Steel Cabinet & Pan and Copper Fin Coils are available. Contact your Sales Representative or Account Engineer for more information.
- Must specify which coating at time of order entry.

## 1/2 - 6 HP Horizontal Air Discharge

## Overview



### Product Description

The 1/2 through 6 HP line of air-cooled condensing units with HyperCore™ microchannel coil technology is ideal for convenience store, restaurant and other commercial applications. Available with hermetic, Scroll®, or semi-hermetic compressors and indoor or outdoor models, this line is a good fit for many applications.

Opting for IntelliGen™ / Beacon II™ Refrigeration System with Smart Defrost, factory mounted Smart Defrost Kit (TM), or Variable Speed EC (VSEC) Motor with Orbus (TM) Controller increase energy efficiency of the refrigeration system.

### Certifications



### Cabinet & Construction

- HyperCore microchannel coil technology standard on most models.
- Painted steel cabinets for superior strength and corrosion protection
- Heavy duty steel raised base with 1-1/2" legs
- Fan guards and wiring conduit on indoor models

### Serviceability

- Suction service valves for hermetic and scroll compressors located outside the cabinet for quick installations. Semi-hermetic compressor models have a suction valve on the compressor and an access fitting on the suction line entering the cabinet.
- Receiver with fusible plug, liquid shutoff valve and charging port is standard
- Large electrical panel for ease of access
- Prefabricated wiring harnesses for tight crimp connections and consistent labeling
- Unit stays on if the hood is removed for servicing
- Sight glass is easily viewable

### Quality

- All units are completely leak tested in a helium environment, bump tested and allowed to cycle off on the high and low pressure control. Each unit has a copy of the run data shipped inside the electrical panel
- Electrical circuits are completely checked for continuity
- Piping is laid out to minimize stress and vibration and is pre-bent to eliminate leaks
- Encapsulated, auto-reset, high and low pressure controls to eliminate leaks (adjustable low pressure control standard on low temperature, extended medium temperature and medium temperature scroll models.)

### Components

#### Fan

- Specifically matched with motor and coil to attain maximum air movement and cooling

#### Motor

- Rated for 50 and 60 cycle application
- Standard PSC or optional Variable Speed EC (VSEC) with Orbus™ Controller

#### Compressor

- Wide variety of compressors including: hermetic, semi-hermetic and scroll. R-404A/507, R407A, R407C, R407F, R448A, and R449A available for both medium and low temperature applications
- Spring-mounted compressors with vibration eliminators on all 1-1/2 to 6 HP semi-hermetic compressors; 1/2 to 1 HP compressors are rigid mounted and have a discharge loop
- Discharge service valves come standard on all units including hermetics

### Nomenclature

B	Z	T	X	10	M	6	C	-
Model	Compressor	Application	Manufacture	Equiv. HP	Temperature	Refrigerant	Voltage	Identifier
<b>B</b> = Bohn	<b>H</b> = Hermetic <b>S</b> = Semi-Hermetic <b>Z</b> = Scroll	<b>S</b> = IntelliGen™/Beacon II™ <b>T</b> = Outdoor <b>N</b> = Indoor	<b>X</b> = LG <b>0</b> = Copeland	<b>05</b> = 1/2 HP <b>08/09</b> = 3/4 HP <b>10,11</b> = 1 HP <b>1*</b> = 1-1/2 HP <b>2*</b> = 2 HP <b>3*</b> = 3HP <b>4*</b> = 4 HP <b>5*</b> = 5 HP <b>60</b> = 6 HP	<b>H</b> = High <b>L</b> = Low <b>M</b> = Medium <b>E</b> = Extra Low <b>X</b> = Extended Medium	<b>6</b> = R-404A/ R-507A, R-407A/F, R-407C, R-448A/ R-449A	<b>B</b> = 208-230/1/60 <b>C</b> = 208-230/3/60 <b>D</b> = 460/3/60	<b>Blank</b> = Configurable Model <b>F</b> = Stockable Model <b>FM</b> = Stockable Model with No Accumulator <b>FMT</b> = Stockable Model with Timer and No Accumulator

## ½ - 6 HP Horizontal Air Discharge

## Standard & Configurable Models Pricing

### Standard Outdoor

- Prepainted galvanized cabinet
- Head pressure control valve
- Crankcase heater
- Fixed low pressure control for M6, & H6 models.
- Adjustable low pressure control for L6 & X6 models
- Liquid-line drier assembly
- Electric defrost timer on 011-035L6 and electric defrost kit on 040-060L6

### Configurable Models

#### Outdoor (T)

- Prepainted galvanized cabinet
- Head pressure control valve
- Crankcase heater
- Fixed low pressure control for M6, & H6 models.
- Adjustable low pressure control for L6, X6 and Scroll M6 models

#### Indoor (N)

- No cabinet hood
- Fan guards
- Wiring conduit
- Fixed low pressure control for H2, M6, & H6 models.
- Adjustable low pressure control for L6, X6 and Scroll M6 models

#### intelliGen™ / Beacon II™

- Outdoor Unit with hood
- Head pressure control valve
- Wired for intelliGen™ / Beacon II™ control
- intelliGen™ / Beacon II™ fan cycling for two fan units only

**Need to customize?** Look at the factory-installed options starting on page 122.

Standard Outdoor		Outdoor (T)		Indoor (N)		intelliGen™ / Beacon II™		Voltage	Cabinet	Notes
Bohn Model	List Price (\$US)	Bohn Model	List Price (\$US)	Bohn Model	List Price (\$US)	Bohn Model	List Price (\$US)			
<b>Hermetic High Temperature (R-404A/507)</b>										
BHT005H6BF	6,342	BHT005H6B	5,777	BHN005H6B	4,585	BHS005H6B	6,255	208-230/1/60	A	-
BHT009H6BF	6,851	BHT009H6B	6,286	BHN009H6B	4,838	BHS009H6B	6,761	208-230/1/60	A	-
BHT010H6BF	7,210	BHT010H6B	6,645	BHN010H6B	5,195	BHS010H6B	7,121	208-230/1/60	A	See footnote 1
BHT010H6CF	7,123	BHT010H6C	6,558	BHN010H6C	5,271	BHS010H6C	7,033	208-230/3/60	A	See footnote 1
BHT015H6BF	7,822	BHT015H6B	7,257	BHN015H6B	5,798	BHS015H6B	8,148	208-230/1/60	B	-
BHT015H6CF	7,796	BHT015H6C	7,231	BHN015H6C	5,774	BHS015H6C	8,119	208-230/3/60	B	-
BHT025H6BF	8,592	BHT025H6B	8,027	BHN025H6B	6,863	BHS025H6B	8,751	208-230/1/60	B	-
BHT025H6CF	8,391	BHT025H6C	7,826	BHN025H6C	6,705	BHS025H6C	8,549	208-230/3/60	B	-
BHT032H6BF	9,480	BHT032H6B	8,825	BHN032H6B	7,773	BHS032H6B	9,301	208-230/1/60	D	-
BHT032H6CF	9,281	BHT032H6C	8,626	BHN032H6C	7,570	BHS032H6C	9,102	208-230/3/60	D	-
<b>Hermetic Extended Temperature (R-404A/507, R407C, R448A, and R449A)</b>										
BHT005X6BFM	6,510	BHT005X6B	5,945	BHN005X6B	4,754	BHS005X6B	6,421	208-230/1/60	A	See footnote 2
BHT008X6BFM	6,568	BHT008X6B	6,003	BHN008X6B	4,795	BHS008X6B	6,479	208-230/1/60	A	See footnote 2
BHT009X6BFM	7,018	BHT009X6B	6,453	BHN009X6B	5,006	BHS009X6B	6,928	208-230/1/60	A	See footnote 2
BHT010X6BFM	7,378	BHT010X6B	6,813	BHN010X6B	5,361	BHS010X6B	7,288	208-230/1/60	A	See footnote 1, 2
BHT010X6CFM	7,288	BHT010X6C	6,723	BHN010X6C	5,271	BHS010X6C	7,199	208-230/3/60	A	See footnote 1, 2
BHT005X6BFMT	7,112	-	-	-	-	-	-	208-230/1/60	A	See footnote 3
BHT008X6BFMT	7,170	-	-	-	-	-	-	208-230/1/60	A	See footnote 3
BHT009X6BFMT	7,620	-	-	-	-	-	-	208-230/1/60	A	See footnote 3
BHT010X6BFMT	7,980	-	-	-	-	-	-	208-230/1/60	A	See footnote 1, 3
BHT010X6CFMT	7,890	-	-	-	-	-	-	208-230/3/60	A	See footnote 1, 3
<b>Hermetic Extended/Medium Temperature (R-404A/507)</b>										
BHT015X6BFM	7,990	BHT015X6B	7,425	BHN015X6B	5,964	BHS015X6B	8,314	208-230/1/60	B	See footnote 2
BHT015X6CFM	7,963	BHT015X6C	7,398	BHN015X6C	5,941	BHS015X6C	8,287	208-230/3/60	B	See footnote 2
BHT020X6BFM	8,419	BHT020X6B	7,854	BHN020X6B	6,392	BHS020X6B	8,745	208-230/1/60	B	See footnote 2
BHT020X6CFM	8,585	BHT020X6C	8,020	BHN020X6C	6,562	BHS020X6C	8,908	208-230/3/60	B	See footnote 2

#### Notes:

1. Not Suitable for R-507
2. Suction accumulator is available as an option.
3. Includes electric defrost timer.
4. Includes air defrost timer. Suitable for medium temperature applications only.
5. Includes standard liquid line required for liquid injection.
6. Model provided with Round Tube Plate Fin (RTPF) condenser coil instead of microchannel coil.
7. Model provided with adjustable low pressure switch. Can also be used for R-407A/F, R-407C and R-448A/449A Medium temperature applications.

# Air-Cooled Condensing Units

# BOHN

## 1/2 - 6 HP Horizontal Air Discharge Standard & Configurable Models Pricing

Standard Outdoor		Outdoor (T)		Indoor (N)		intelliGen™ / Beacon II™		Voltage	Cabinet	Notes
Bohn Model	List Price (\$US)	Bohn Model	List Price (\$US)	Bohn Model	List Price (\$US)	Bohn Model	List Price (\$US)			
BHT025X6BFM	9,099	BHT025X6B	8,534	BHN025X6B	7,031	BHS025X6B	8,919	208-230/1/60	B	See footnote 2
BHT025X6CFM	8,939	BHT025X6C	8,374	BHN025X6C	6,872	BHS025X6C	8,717	208-230/3/60	B	See footnote 2
-	-	BHT025X6D	9,379	BHN025X6D	7,875	BHS025X6D	9,740	460/3/60	B	See footnote 2
BHT030X6BFM	9,135	BHT030X6B	8,480	BHN030X6B	7,426	BHS030X6B	8,956	208-230/1/60	D	See footnote 2
BHT030X6CFM	8,935	BHT030X6C	8,280	BHN030X6C	7,229	BHS030X6C	8,753	208-230/3/60	D	See footnote 2
-	-	BHT030X6D	9,302	BHN030X6D	8,251	BHS030X6D	9,778	460/3/60	D	See footnote 2
BHT032X6BFM	9,648	BHT032X6B	8,993	BHN032X6B	7,942	BHS032X6B	9,468	208-230/1/60	D	See footnote 2
BHT032X6CFM	9,448	BHT032X6C	8,793	BHN032X6C	7,738	BHS032X6C	9,269	208-230/3/60	D	See footnote 2
-	-	BHT032X6D	9,839	BHN032X6D	8,789	BHS032X6D	10,317	460/3/60	D	See footnote 2
BHT015X6BFMT	8,592	-	-	-	-	-	-	208-230/1/60	B	See footnote 3
BHT015X6CFMT	8,565	-	-	-	-	-	-	208-230/3/60	B	See footnote 3
BHT020X6BFMT	9,021	-	-	-	-	-	-	208-230/1/60	B	See footnote 3
BHT020X6CFMT	9,187	-	-	-	-	-	-	208-230/3/60	B	See footnote 3
BHT025X6BFMT	9,701	-	-	-	-	-	-	208-230/1/60	B	See footnote 3
BHT025X6CFMT	9,541	-	-	-	-	-	-	208-230/3/60	B	See footnote 3
BHT030X6BFMT	9,737	-	-	-	-	-	-	208-230/1/60	D	See footnote 4
BHT030X6CFMT	9,537	-	-	-	-	-	-	208-230/3/60	D	See footnote 4
BHT032X6BFMT	10,250	-	-	-	-	-	-	208-230/1/60	D	See footnote 4
BHT032X6CFMT	10,050	-	-	-	-	-	-	208-230/3/60	D	See footnote 4
<b>Hermetic Low Temperature (R-404A/507)</b>										
BHT011L6BF	7,786	BHT011L6B	6,619	BHN011L6B	5,405	BHS011L6B	7,095	208-230/1/60	A	-
BHT011L6CF	7,916	BHT011L6C	6,749	BHN011L6C	5,510	BHS011L6C	7,223	208-230/3/60	A	-
BHT014L6BF	7,816	BHT014L6B	6,649	BHN014L6B	5,439	BHS014L6B	7,125	208-230/1/60	A	-
BHT014L6CF	7,965	BHT014L6C	6,798	BHN014L6C	5,567	BHS014L6C	7,275	208-230/3/60	A	-
BHT019L6BF	8,180	BHT019L6B	7,013	BHN019L6B	5,678	BHS019L6B	7,695	208-230/1/60	B	-
BHT019L6CF	8,434	BHT019L6C	7,267	BHN019L6C	5,918	BHS019L6C	7,935	208-230/3/60	B	-
BHT025L6BF	8,540	BHT025L6B	7,373	BHN025L6B	5,912	BHS025L6B	8,262	208-230/1/60	B	-
BHT025L6CF	8,902	BHT025L6C	7,735	BHN025L6C	6,269	BHS025L6C	8,623	208-230/3/60	B	-
BHT031L6BF	11,248	BHT031L6B	9,991	BHN031L6B	8,997	BHS031L6B	10,883	208-230/1/60	C	-
BHT031L6CF	11,401	BHT031L6C	10,144	BHN031L6C	9,148	BHS031L6C	11,035	208-230/3/60	C	-
-	-	BHT031L6D	10,694	BHN031L6D	9,698	BHS031L6D	11,583	460/3/60	C	-
<b>Scroll Medium Temperature (R-404A/507, R407A, R407C, R448A, and R449A)</b>										
-	-	BZT005M6B	6,268	BZN005M6B	5,893	BZS005M6B	6,645	208-230/1/60	C	See footnote 7
-	-	BZT005M6C	6,362	BZN005M6C	5,980	BZS005M6C	6,743	208-230/3/60	C	See footnote 7
-	-	BZT008M6B	6,919	BZN008M6B	6,505	BZS008M6B	7,334	208-230/1/60	C	See footnote 7
-	-	BZT008M6C	7,022	BZN008M6C	6,601	BZS008M6C	7,444	208-230/3/60	C	See footnote 7
-	-	BZT009M6B	7,265	BZN009M6B	6,829	BZS009M6B	7,700	208-230/1/60	C	See footnote 7
-	-	BZT009M6C	7,374	BZN009M6C	6,931	BZS009M6C	7,816	208-230/3/60	C	See footnote 7

**Notes:**

1. Not Suitable for R-507
2. Suction accumulator is available as an option.
3. Includes electric defrost timer.
4. Includes air defrost timer. Suitable for medium temperature applications only.
5. Includes standard liquid line required for liquid injection.
6. Model provided with Round Tube Plate Fin (RTPF) condenser coil instead of microchannel coil.
7. Model provided with adjustable low pressure switch. Can also be used for R-407A/F, R-407C and R-448A/449A Medium temperature applications.

### 1/2 - 6 HP Horizontal Air Discharge Standard & Configurable Models Pricing

Standard Outdoor		Outdoor (T)		Indoor (N)		intelliGen™ / Beacon II™		Voltage	Cabinet	Notes
Bohn Model	List Price (\$US)	Bohn Model	List Price (\$US)	Bohn Model	List Price (\$US)	Bohn Model	List Price (\$US)			
-	-	BZTX10M6B	7,501	BZNX10M6B	7,014	BZSX10M6B	7,931	208-230/1/60	C	See footnote 7
-	-	BZT010M6B	7,764	BZN010M6B	7,259	BZS010M6B	8,209	208-230/1/60	C	See footnote 7
-	-	BZTX10M6C	7,474	BZNX10M6C	6,989	BZSX10M6C	7,903	208-230/3/60	C	See footnote 7
-	-	BZT010M6C	7,736	BZN010M6C	7,234	BZS010M6C	8,180	208-230/3/60	C	See footnote 7
-	-	BZTX10M6D	8,343	BZNX10M6D	7,803	BZSX10M6D	8,823	460/3/60	C	See footnote 7
-	-	BZT010M6D	8,635	BZN010M6D	8,076	BZS010M6D	9,132	460/3/60	C	See footnote 7
-	-	BZTX15M6B	8,483	BZNX15M6B	7,934	BZSX15M6B	8,970	208-230/1/60	C	See footnote 7
-	-	BZT015M6B	8,780	BZN015M6B	8,212	BZS015M6B	9,284	208-230/1/60	C	See footnote 7
-	-	BZTX15M6C	8,323	BZNX15M6C	7,784	BZSX15M6C	8,803	208-230/3/60	C	See footnote 7
-	-	BZT015M6C	8,614	BZN015M6C	8,056	BZS015M6C	9,111	208-230/3/60	C	See footnote 7
-	-	BZTX15M6D	9,293	BZNX15M6D	8,692	BZSX15M6D	9,828	460/3/60	C	See footnote 7
-	-	BZT015M6D	9,618	BZN015M6D	8,996	BZS015M6D	10,172	460/3/60	C	See footnote 7
-	-	BZTX20M6B	8,493	BZNX20M6B	7,821	BZSX20M6B	9,348	208-230/1/60	C	See footnote 7
-	-	BZT020M6B	8,790	BZN020M6B	8,095	BZS020M6B	9,675	208-230/1/60	C	See footnote 7
-	-	BZTX20M6C	8,559	BZNX20M6C	7,886	BZSX20M6C	9,416	208-230/3/60	C	See footnote 7
-	-	BZT020M6C	8,859	BZN020M6C	8,162	BZS020M6C	9,746	208-230/3/60	C	See footnote 7
-	-	BZTX20M6D	9,053	BZNX20M6D	8,376	BZSX20M6D	9,907	460/3/60	C	See footnote 7
-	-	BZT020M6D	9,370	BZN020M6D	8,669	BZS020M6D	10,254	460/3/60	C	See footnote 7
-	-	BZTX25M6B	8,674	BZNX25M6B	7,998	BZSX25M6B	9,529	208-230/1/60	C	See footnote 7
-	-	BZT025M6B	8,978	BZN025M6B	8,278	BZS025M6B	9,863	208-230/1/60	C	See footnote 7
-	-	BZTX25M6C	8,804	BZNX25M6C	8,134	BZSX25M6C	9,661	208-230/3/60	C	See footnote 7
-	-	BZT025M6C	9,112	BZN025M6C	8,419	BZS025M6C	9,999	208-230/3/60	C	See footnote 7
-	-	BZTX25M6D	9,303	BZNX25M6D	8,627	BZSX25M6D	10,157	460/3/60	C	See footnote 7
-	-	BZT025M6D	9,629	BZN025M6D	8,929	BZS025M6D	10,512	460/3/60	C	See footnote 7
-	-	BZTX30M6B	9,367	BZNX30M6B	8,690	BZSX30M6B	9,822	208-230/1/60	C	See footnote 7
-	-	BZT030M6B	9,695	BZN030M6B	8,994	BZS030M6B	10,166	208-230/1/60	D	See footnote 7
-	-	BZTX30M6C	9,549	BZNX30M6C	8,876	BZSX30M6C	10,006	208-230/3/60	C	See footnote 7
-	-	BZT030M6C	9,883	BZN030M6C	9,187	BZS030M6C	10,356	208-230/3/60	D	See footnote 7
-	-	BZTX30M6D	9,966	BZNX30M6D	9,289	BZSX30M6D	10,420	460/3/60	C	See footnote 7
-	-	BZT030M6D	10,315	BZN030M6D	9,614	BZS030M6D	10,785	460/3/60	D	See footnote 7
-	-	BZTX35M6B	10,402	BZNX35M6B	9,725	BZSX35M6B	10,857	208-230/1/60	C	See footnote 7
-	-	BZT035M6B	10,766	BZN035M6B	10,065	BZS035M6B	11,237	208-230/1/60	D	See footnote 7
-	-	BZTX35M6C	10,583	BZNX35M6C	9,910	BZSX35M6C	11,041	208-230/3/60	C	See footnote 7
-	-	BZT035M6C	10,953	BZN035M6C	10,257	BZS035M6C	11,427	208-230/3/60	D	See footnote 7
-	-	BZTX35M6D	11,000	BZNX35M6D	10,324	BZSX35M6D	11,458	460/3/60	C	See footnote 7
-	-	BZT035M6D	11,385	BZN035M6D	10,685	BZS035M6D	11,859	460/3/60	D	See footnote 7
-	-	BZTX45M6B	10,560	BZNX45M6B	9,580	BZSX45M6B	11,016	208-230/1/60	C	See footnote 7
-	-	BZT045M6B	10,930	BZN045M6B	9,915	BZS045M6B	11,402	208-230/1/60	D	See footnote 7
-	-	BZTX45M6C	10,330	BZNX45M6C	9,350	BZSX45M6C	10,786	208-230/3/60	C	See footnote 7
-	-	BZT045M6C	10,692	BZN045M6C	9,677	BZS045M6C	11,164	208-230/3/60	D	See footnote 7
-	-	BZTX45M6D	11,478	BZNX45M6D	10,500	BZSX45M6D	11,937	460/3/60	C	See footnote 7

**Notes:**

1. Not Suitable for R-507
2. Suction accumulator is available as an option.
3. Includes electric defrost timer.
4. Includes air defrost timer. Suitable for medium temperature applications only.
5. Includes standard liquid line required for liquid injection.
6. Model provided with Round Tube Plate Fin (RTPF) condenser coil instead of microchannel coil.
7. Model provided with adjustable low pressure switch. Can also be used for R-407A/F, R-407C and R-448A/449A Medium temperature applications.



# Air-Cooled Condensing Units

# BOHN

## 1/2 - 6 HP Horizontal Air Discharge Standard & Configurable Models Pricing

Standard Outdoor		Outdoor (T)		Indoor (N)		intelliGen™ / Beacon II™		Voltage	Cabinet	Notes
Bohn Model	List Price (\$US)	Bohn Model	List Price (\$US)	Bohn Model	List Price (\$US)	Bohn Model	List Price (\$US)			
-	-	BZT045M6D	11,880	BZN045M6D	10,868	BZS045M6D	12,355	460/3/60	D	See footnote 7
-	-	BZTX50M6B	11,486	BZNX50M6B	10,505	BZSX50M6B	11,942	208-230/1/60	C	See footnote 7
-	-	BZT050M6B	11,888	BZN050M6B	10,873	BZS050M6B	12,360	208-230/1/60	D	See footnote 7
-	-	BZTX50M6C	11,236	BZNX50M6C	10,258	BZSX50M6C	11,694	208-230/3/60	C	See footnote 7
-	-	BZT050M6C	11,629	BZN050M6C	10,617	BZS050M6C	12,103	208-230/3/60	D	See footnote 7
-	-	BZTX50M6D	12,483	BZNX50M6D	11,503	BZSX50M6D	12,939	460/3/60	C	See footnote 7
-	-	BZT050M6D	12,920	BZN050M6D	11,906	BZS050M6D	13,392	460/3/60	D	See footnote 7
-	-	BZTX55M6B	12,031	BZNX55M6B	11,356	BZSX55M6B	12,488	208-230/1/60	D	See footnote 7
-	-	BZT055M6B	12,452	BZN055M6B	11,753	BZS055M6B	12,925	208-230/1/60	D	See footnote 7
-	-	BZTX55M6C	12,218	BZNX55M6C	11,542	BZSX55M6C	12,674	208-230/3/60	D	See footnote 7
-	-	BZT055M6C	12,646	BZN055M6C	11,946	BZS055M6C	13,118	208-230/3/60	D	See footnote 7
-	-	BZTX55M6D	12,632	BZNX55M6D	11,953	BZSX55M6D	13,090	460/3/60	D	See footnote 7
-	-	BZT055M6D	13,074	BZN055M6D	12,371	BZS055M6D	13,548	460/3/60	D	See footnote 7
BZTX60M6CF	14,340	BZTX60M6C	13,685	BZNX60M6C	12,995	BZSX60M6C	14,142	208-230/3/60	D	See footnote 6, 7
BZT060M6CF	14,819	BZT060M6C	14,164	BZN060M6C	13,450	BZS060M6C	14,637	208-230/3/60	D	See footnote 6, 7
-	-	BZTX60M6D	14,101	BZNX60M6D	13,407	BZSX60M6D	14,556	460/3/60	D	See footnote 6, 7
-	-	BZT060M6D	14,595	BZN060M6D	13,876	BZS060M6D	15,065	460/3/60	D	See footnote 6, 7
<b>Scroll Low Temperature (R-404A/507, R407A, R40C, R407F, R448A, and R449A)</b>										
-	-	BZT006L6B	8,035	BZN006L6B	7,552	BZS006L6B	8,516	208-230/1/60	C	See footnote 5
-	-	BZT006L6C	8,155	BZN006L6C	7,665	BZS006L6C	8,643	208-230/3/60	C	See footnote 5
-	-	BZT008L6B	8,428	BZN008L6B	7,923	BZS008L6B	8,935	208-230/1/60	C	See footnote 5
-	-	BZT008L6C	8,555	BZN008L6C	8,042	BZS008L6C	9,069	208-230/3/60	C	See footnote 5
-	-	BZT008L6D	8,898	BZN008L6D	8,364	BZS008L6D	9,431	460/3/60	C	See footnote 5
-	-	BZT010L6B	8,851	BZN010L6B	8,320	BZS010L6B	9,383	208-230/1/60	C	See footnote 5
-	-	BZT010L6C	8,985	BZN010L6C	8,446	BZS010L6C	9,523	208-230/3/60	C	See footnote 5
-	-	BZT010L6D	9,344	BZN010L6D	8,783	BZS010L6D	9,905	460/3/60	C	See footnote 5
-	-	BZT022L6B	9,455	BZN022L6B	8,888	BZS022L6B	10,022	208-230/1/60	C	See footnote 5
-	-	BZT022L6C	9,598	BZN022L6C	9,021	BZS022L6C	10,172	208-230/3/60	C	See footnote 5
-	-	BZT022L6D	9,981	BZN022L6D	9,382	BZS022L6D	10,580	460/3/60	C	See footnote 5
-	-	BZT025L6B	10,458	BZN025L6B	9,787	BZS025L6B	11,312	208-230/1/60	C	See footnote 5
-	-	BZT025L6C	10,644	BZN025L6C	9,971	BZS025L6C	11,497	208-230/3/60	C	See footnote 5
-	-	BZT025L6D	11,165	BZN025L6D	10,489	BZS025L6D	12,015	460/3/60	C	See footnote 5
-	-	BZT030L6B	10,828	BZN030L6B	10,155	BZS030L6B	11,682	208-230/1/60	C	See footnote 5
BZT030L6CF	11,631	BZT030L6C	11,029	BZN030L6C	10,355	BZS030L6C	11,881	208-230/3/60	C	See footnote 5
-	-	BZT030L6D	11,552	BZN030L6D	10,880	BZS030L6D	12,403	460/3/60	C	See footnote 5
BZT035L6BF	12,488	BZT035L6B	11,886	BZN035L6B	11,214	BZS035L6B	12,738	208-230/1/60	C	See footnote 5
BZT035L6CF	12,674	BZT035L6C	12,072	BZN035L6C	11,403	BZS035L6C	12,923	208-230/3/60	C	See footnote 5
-	-	BZT035L6D	12,600	BZN035L6D	11,926	BZS035L6D	13,448	460/3/60	C	See footnote 5
-	-	BZT045L6B	13,318	BZN045L6B	12,649	BZS045L6B	13,773	208-230/1/60	D	See footnote 5
BZT045L6CF	14,359	BZT045L6C	13,502	BZN045L6C	12,829	BZS045L6C	13,956	208-230/3/60	D	See footnote 5
-	-	BZT045L6D	13,915	BZN045L6D	13,240	BZS045L6D	14,366	460/3/60	D	See footnote 5

**Notes:**

1. Not Suitable for R-507
2. Suction accumulator is available as an option.
3. Includes electric defrost timer.
4. Includes air defrost timer. Suitable for medium temperature applications only.
5. Includes standard liquid line required for liquid injection.
6. Model provided with Round Tube Plate Fin (RTPF) condenser coil instead of microchannel coil.
7. Model provided with adjustable low pressure switch. Can also be used for R-407A/F, R-407C and R-448A/449A Medium temperature applications.

## 1/2 - 6 HP Horizontal Air Discharge Standard & Configurable Models Pricing

Standard Outdoor		Outdoor (T)		Indoor (N)		intelliGen™ / Beacon II™		Voltage	Cabinet	Notes
Bohn Model	List Price (\$US)	Bohn Model	List Price (\$US)	Bohn Model	List Price (\$US)	Bohn Model	List Price (\$US)			
-	-	BZT055L6B	13,731	BZN055L6B	13,059	BZS055L6B	14,187	208-230/1/60	D	See footnote 5
BZT055L6CF	14,772	BZT055L6C	13,915	BZN055L6C	13,240	BZS055L6C	14,366	208-230/3/60	D	See footnote 5
-	-	BZT055L6D	14,328	BZN055L6D	13,657	BZS055L6D	14,781	460/3/60	D	See footnote 5
BZT060L6CF	15,652	BZT060L6C	14,795	BZN060L6C	14,126	BZS060L6C	15,250	208-230/3/60	D	See footnote 5
-	-	BZT060L6D	15,207	BZN060L6D	14,537	BZS060L6D	15,663	460/3/60	D	See footnote 5
<b>Semi-Hermetic Medium Temperature (R-404A/507)</b>										
-	-	BST010M6B	8,424	BSN010M6B	7,317	BSS010M6B	8,898	208-230/1/60	A	-
-	-	BST010M6C	8,447	BSN010M6C	7,343	BSS010M6C	8,919	208-230/3/60	A	-
-	-	BST020M6B	10,979	BSN020M6B	9,837	BSS020M6B	11,865	208-230/1/60	B	See footnote 6
-	-	BST020M6C	10,812	BSN020M6C	9,652	BSS020M6C	11,697	208-230/3/60	B	See footnote 6
-	-	BST021M6C	12,025	BSN021M6C	10,866	BSS021M6C	12,911	208-230/3/60	B	See footnote 6
-	-	BST021M6D	12,697	BSN021M6D	11,537	BSS021M6D	13,583	460/3/60	B	See footnote 6
-	-	BST030M6C	14,342	BSN030M6C	13,325	BSS030M6C	14,816	208-230/3/60	D	See footnote 6
-	-	BST030M6D	15,008	BSN030M6D	13,994	BSS030M6D	15,485	460/3/60	D	See footnote 6
<b>Semi-Hermetic Low Temperature (R-404A/507)</b>										
-	-	BST005L6B	7,444	BSN005L6B	6,542	BSS005L6B	7,916	208-230/1/60	A	-
-	-	BST005L6C	7,536	BSN005L6C	6,633	BSS005L6C	8,006	208-230/3/60	A	-
-	-	BST008L6B	8,047	BSN008L6B	6,940	BSS008L6B	8,521	208-230/1/60	A	-
-	-	BST008L6C	8,068	BSN008L6C	6,960	BSS008L6C	8,540	208-230/3/60	A	-
-	-	BST010L6B	8,595	BSN010L6B	7,491	BSS010L6B	9,063	208-230/1/60	A	-
-	-	BST010L6C	8,603	BSN010L6C	7,505	BSS010L6C	9,076	208-230/3/60	A	-
BST015L6BF	11,338	BST015L6B	10,171	BSN015L6B	9,039	BSS015L6B	11,056	208-230/1/60	B	See footnote 6
BST015L6CF	11,299	BST015L6C	10,132	BSN015L6C	9,000	BSS015L6C	11,019	208-230/3/60	B	See footnote 6
-	-	BST015L6D	11,966	BSN015L6D	10,822	BSS015L6D	12,850	460/3/60	B	See footnote 6
BST020L6CF	13,236	BST020L6C	12,069	BSN020L6C	10,919	BSS020L6C	12,954	208-230/3/60	B	See footnote 6
BST021L6BF	13,725	BST021L6B	12,558	BSN021L6B	11,407	BSS021L6B	13,446	208-230/1/60	B	See footnote 6
BST021L6CF	13,559	BST021L6C	12,392	BSN021L6C	11,239	BSS021L6C	13,276	208-230/3/60	B	See footnote 6
-	-	BST021L6D	14,300	BSN021L6D	13,142	BSS021L6D	15,188	460/3/60	B	See footnote 6
BST030L6CF	15,618	BST030L6C	14,361	BSN030L6C	13,353	BSS030L6C	15,248	208-230/3/60	C	See footnote 6
-	-	BST030L6D	15,575	BSN030L6D	14,444	BSS030L6D	16,460	460/3/60	C	See footnote 6
<b>Semi-Hermetic Extra Low Temperature (R-404A/507)</b>										
BST030E6CF	15,618	BST030E6C	14,361	BSN030E6C	13,353	BSS030E6C	15,248	208-230/3/60	C	See footnote 6
-	-	BST030E6D	15,575	BSN030E6D	14,444	BSS030E6D	16,460	460/3/60	C	See footnote 6

**Notes:**

1. Not Suitable for R-507
2. Suction accumulator is available as an option.
3. Includes electric defrost timer.
4. Includes air defrost timer. Suitable for medium temperature applications only.
5. Includes standard liquid line required for liquid injection.
6. Model provided with Round Tube Plate Fin (RTPF) condenser coil instead of microchannel coil.
7. Model provided with adjustable low pressure switch. Can also be used for R-407A/F, R-407C and R-448A/449A Medium temperature applications.

# Air-Cooled Condensing Units

# BOHN

## ½ - 6 HP Horizontal Air Discharge

## Pre-Configured Outdoor Scroll Low and Medium Temp Models

### Standard Outdoor

#### F Models:

- Prepainted galvanized cabinet
- Head pressure control valve
- Crankcase heater
- Adjustable low pressure control for M6 & L6 models
- Liquid-line drier assembly
- Electric defrost timer on 006-035L6 and electric defrost kit on 040-060L6

#### FRTPF Models:

- Same as F Models except contains round tube plate fin condenser coil for high ambient applications.

#### FT Models:

- Same as F Models except includes Air defrost timer on M6 models.

#### FRTPF Models:

- Same as FT Models except contains round tube plate fin condenser coil for high ambient applications.

#### FLT & FLT1 Models:

- Same as F Models except less electric defrost timer on L6 models. Typically matched with QRC Controls.

#### FLTRTPF Models:

- Same as FLT Models except contains round tube plate fin condenser coil for high ambient applications.

Standard Outdoor		Voltage	Cabinet	Notes
Bohn Model	List Price (\$US)			
<b>Scroll Low Temperature (R-404A/507, R407A, R407C, R448A, and R449A)</b>				
BZT006L6BF	8,637	208-230/1/60	C	See footnote 5
BZT006L6BFLT	8,035	208-230/1/60	C	See footnote 5
BZT006L6CF	8,757	208-230/3/60	C	See footnote 5
BZT006L6CFLT	8,155	208-230/3/60	C	See footnote 5
BZT008L6BF	9,030	208-230/1/60	C	See footnote 5
BZT008L6BFLT	8,428	208-230/1/60	C	See footnote 5
BZT008L6CF	9,157	208-230/3/60	C	See footnote 5
BZT008L6CFLT	8,555	208-230/3/60	C	See footnote 5
BZT010L6BF1	9,453	208-230/1/60	C	See footnote 5
BZT010L6BFLT1	8,851	208-230/1/60	C	See footnote 5
BZT010L6CF1	9,587	208-230/3/60	C	See footnote 5
BZT010L6CFLT	8,985	208-230/3/60	C	See footnote 5
BZT022L6BF	10,057	208-230/1/60	C	See footnote 5
BZT022L6BFLT	9,455	208-230/1/60	C	See footnote 5
BZT022L6CF	10,200	208-230/3/60	C	See footnote 5
BZT022L6CFLT	9,598	208-230/3/60	C	See footnote 5
BZT025L6BF	11,060	208-230/1/60	C	See footnote 5
BZT025L6BFLT	10,458	208-230/1/60	C	See footnote 5
BZT025L6CF	11,246	208-230/3/60	C	See footnote 5
BZT025L6CFLT	10,644	208-230/3/60	C	See footnote 5
BZT030L6BF	11,430	208-230/1/60	C	See footnote 5
BZT030L6BFLT	10,828	208-230/1/60	C	See footnote 5
BZT030L6CF	11,631	208-230/3/60	C	See footnote 5
BZT030L6CFLT	11,029	208-230/3/60	C	See footnote 5
BZT035L6BF	12,488	208-230/1/60	C	See footnote 5
BZT035L6BFLT	11,886	208-230/1/60	C	See footnote 5
BZT035L6CF	12,674	208-230/3/60	C	See footnote 5
BZT035L6CFLT	12,072	208-230/3/60	C	See footnote 5
BZT045L6BF	14,175	208-230/1/60	D	See footnote 5
BZT045L6BFLT	13,318	208-230/1/60	D	See footnote 5
BZT045L6CF	14,359	208-230/3/60	D	See footnote 5
BZT045L6CFLT	13,502	208-230/3/60	D	See footnote 5
BZT055L6BF	14,588	208-230/1/60	D	See footnote 5
BZT055L6BFLT	13,731	208-230/1/60	D	See footnote 5
BZT055L6CF	14,772	208-230/3/60	D	See footnote 5
BZT055L6CFLT	13,915	208-230/3/60	D	See footnote 5
BZT060L6CF	15,652	208-230/3/60	D	See footnote 5
BZT060L6CFLT	14,795	208-230/3/60	D	See footnote 5
BZT055L6BFRTPF	14,588	208-230/1/60	D	See footnote 5
BZT055L6BFLTRTPF	13,731	208-230/1/60	D	See footnote 5

#### Notes:

1. Not Suitable for R-507
2. Suction accumulator is available as an option.
3. Includes electric defrost timer.
4. Includes air defrost timer. Suitable for medium temperature applications only.
5. Includes standard liquid line required for liquid injection.
6. Model provided with Round Tube Plate Fin (RTPF) condenser coil instead of microchannel coil.
7. Model provided with adjustable low pressure switch. Can also be used for R-407A/F, R-407C and R-448A/449A Medium temperature applications.

## ½ - 6 HP Horizontal Air Discharge

## Pre-Configured Outdoor Scroll Low and Medium Temp Models

Standard Outdoor		Voltage	Cabinet	Notes
Bohn Model	List Price (\$US)			
BZT055L6CFRTPF	14,772	208-230/3/60	D	See footnote 5
BZT055L6CFLTRTPF	13,915	208-230/3/60	D	See footnote 5
BZT060L6CFRTPF	15,652	208-230/3/60	D	See footnote 5
BZT060L6CFLTRTPF	14,795	208-230/3/60	D	See footnote 5
<b>Scroll Medium Temperature with Copeland Compressor (R-404A/507, R407A, R407C, R448A, and R449A)</b>				
BZT005M6BF	6,833	208-230/1/60	C	See footnote 7
BZT005M6BFT	7,435	208-230/1/60	C	See footnote 7
BZT005M6CF	6,927	208-230/3/60	C	See footnote 7
BZT005M6CFT	7,529	208-230/3/60	C	See footnote 7
BZT008M6BF	7,484	208-230/1/60	C	See footnote 7
BZT008M6BFT	8,086	208-230/1/60	C	See footnote 7
BZT008M6CF	7,587	208-230/3/60	C	See footnote 7
BZT008M6CFT	8,189	208-230/3/60	C	See footnote 7
BZT009M6BF	7,830	208-230/1/60	C	See footnote 7
BZT009M6BFT	8,432	208-230/1/60	C	See footnote 7
BZT009M6CF	7,939	208-230/3/60	C	See footnote 7
BZT009M6CFT	8,541	208-230/3/60	C	See footnote 7
BZT010M6BF	8,329	208-230/1/60	C	See footnote 7
BZT010M6BFT	8,931	208-230/1/60	C	See footnote 7
BZT010M6CF	8,301	208-230/3/60	C	See footnote 7
BZT010M6CFT	8,903	208-230/3/60	C	See footnote 7
BZT015M6BF	9,345	208-230/1/60	C	See footnote 7
BZT015M6BFT	9,947	208-230/1/60	C	See footnote 7
BZT015M6CF	9,179	208-230/3/60	C	See footnote 7
BZT015M6CFT	9,781	208-230/3/60	C	See footnote 7
BZT020M6BF	9,355	208-230/1/60	C	See footnote 7
BZT020M6BFT	9,957	208-230/1/60	C	See footnote 7
BZT020M6CF	9,424	208-230/3/60	C	See footnote 7
BZT020M6CFT	10,026	208-230/3/60	C	See footnote 7
BZT025M6BF	9,543	208-230/1/60	C	See footnote 7
BZT025M6BFT	10,145	208-230/1/60	C	See footnote 7
BZT025M6CF	9,677	208-230/3/60	C	See footnote 7
BZT025M6CFT	10,279	208-230/3/60	C	See footnote 7
BZT030M6BF	10,350	208-230/1/60	D	See footnote 7
BZT030M6BFT	10,952	208-230/1/60	D	See footnote 7
BZT030M6CF	10,538	208-230/3/60	D	See footnote 7
BZT030M6CFT	11,140	208-230/3/60	D	See footnote 7
BZT035M6BF	11,421	208-230/1/60	D	See footnote 7
BZT035M6BFT	12,023	208-230/1/60	D	See footnote 7
BZT035M6CF	11,608	208-230/3/60	D	See footnote 7
BZT035M6CFT	12,210	208-230/3/60	D	See footnote 7
BZT045M6BF	11,585	208-230/1/60	D	See footnote 7
BZT045M6BFT	12,187	208-230/1/60	D	See footnote 7
BZT045M6CF	11,347	208-230/3/60	D	See footnote 7
BZT045M6CFT	11,949	208-230/3/60	D	See footnote 7
BZT050M6BF	12,543	208-230/1/60	D	See footnote 7
BZT050M6BFT	13,145	208-230/1/60	D	See footnote 7
BZT050M6CF	12,284	208-230/3/60	D	See footnote 7
BZT050M6CFT	12,886	208-230/3/60	D	See footnote 7
BZT055M6BF	13,107	208-230/1/60	D	See footnote 7
BZT055M6BFT	13,709	208-230/1/60	D	See footnote 7
BZT055M6CF	13,301	208-230/3/60	D	See footnote 7
BZT055M6CFT	13,903	208-230/3/60	D	See footnote 7
BZT060M6CF	14,819	208-230/3/60	D	See footnote 7
BZT060M6CFT	15,676	208-230/3/60	D	See footnote 7

**Notes:**

1. Not Suitable for R-507
2. Suction accumulator is available as an option.
3. Includes electric defrost timer.
4. Includes air defrost timer. Suitable for medium temperature applications only.
5. Includes standard liquid line required for liquid injection.
6. Model provided with Round Tube Plate Fin (RTPF) condenser coil instead of microchannel coil.
7. Model provided with adjustable low pressure switch. Can also be used for R-407A/F, R-407C and R-448A/449A Medium temperature applications.

# Air-Cooled Condensing Units

# BOHN

## ½ - 6 HP Horizontal Air Discharge

## Pre-Configured Outdoor Scroll Low and Medium Temp Models

Standard Outdoor		Voltage	Cabinet	Notes
Bohn Model	List Price (\$US)			
BZT050M6BFRTPF	12,543	208-230/1/60	D	See footnote 7
BZT050M6BFRTPFT	13,145	208-230/1/60	D	See footnote 7
BZT050M6CFRTPF	12,284	208-230/3/60	D	See footnote 7
BZT050M6CFRTPFT	12,886	208-230/3/60	D	See footnote 7
BZT055M6BFRTPF	13,107	208-230/1/60	D	See footnote 7
BZT055M6BFRTPFT	13,709	208-230/1/60	D	See footnote 7
BZT055M6CFRTPF	13,301	208-230/3/60	D	See footnote 7
BZT055M6CFRTPFT	13,903	208-230/3/60	D	See footnote 7
BZT060M6CFRTPF	14,819	208-230/3/60	D	See footnote 7
BZT060M6CFRTPFT	15,676	208-230/3/60	D	See footnote 7
<b>Scroll Medium Temperature with LG Compressor (R-404A/507, R407A, R407C, R448A, and R449A)</b>				
BZTX10M6BF	8,066	208-230/1/60	C	See footnote 7
BZTX10M6BFT	8,668	208-230/1/60	C	See footnote 7
BZTX10M6CF	8,039	208-230/3/60	C	See footnote 7
BZTX10M6CFT	8,641	208-230/3/60	C	See footnote 7
BZTX15M6BF	9,048	208-230/1/60	C	See footnote 7
BZTX15M6BFT	9,650	208-230/1/60	C	See footnote 7
BZTX15M6CF	8,888	208-230/3/60	C	See footnote 7
BZTX15M6CFT	9,490	208-230/3/60	C	See footnote 7
BZTX20M6BF	9,058	208-230/1/60	C	See footnote 7
BZTX20M6BFT	9,660	208-230/1/60	C	See footnote 7
BZTX20M6CF	9,124	208-230/3/60	C	See footnote 7
BZTX20M6CFT	9,726	208-230/3/60	C	See footnote 7
BZTX25M6BF	9,239	208-230/1/60	C	See footnote 7
BZTX25M6BFT	9,841	208-230/1/60	C	See footnote 7
BZTX25M6CF	9,369	208-230/3/60	C	See footnote 7
BZTX25M6CFT	9,971	208-230/3/60	C	See footnote 7
BZTX30M6BF	10,022	208-230/1/60	D	See footnote 7
BZTX30M6BFT	10,624	208-230/1/60	D	See footnote 7
BZTX30M6CF	10,204	208-230/3/60	D	See footnote 7
BZTX30M6CFT	10,806	208-230/3/60	D	See footnote 7
BZTX35M6BF	11,057	208-230/1/60	D	See footnote 7
BZTX35M6BFT	11,659	208-230/1/60	D	See footnote 7
BZTX35M6CF	11,238	208-230/3/60	D	See footnote 7
BZTX35M6CFT	11,840	208-230/3/60	D	See footnote 7
BZTX45M6BF	11,215	208-230/1/60	D	See footnote 7
BZTX45M6BFT	11,817	208-230/1/60	D	See footnote 7
BZTX45M6CF	10,985	208-230/3/60	D	See footnote 7
BZTX45M6CFT	11,587	208-230/3/60	D	See footnote 7
BZTX50M6BF	12,141	208-230/1/60	D	See footnote 7
BZTX50M6BFT	12,743	208-230/1/60	D	See footnote 7
BZTX50M6CF	11,891	208-230/3/60	D	See footnote 7
BZTX50M6CFT	12,493	208-230/3/60	D	See footnote 7
BZTX55M6BF	12,686	208-230/1/60	D	See footnote 7
BZTX55M6BFT	13,288	208-230/1/60	D	See footnote 7
BZTX55M6CF	12,873	208-230/3/60	D	See footnote 7
BZTX55M6CFT	13,475	208-230/3/60	D	See footnote 7
BZTX60M6CF	14,340	208-230/3/60	D	See footnote 7
BZTX60M6CFT	14,942	208-230/3/60	D	See footnote 7
BZTX55M6BFRTPF	12,686	208-230/1/60	D	See footnote 7
BZTX55M6BFRTPFT	13,288	208-230/1/60	D	See footnote 7
BZTX55M6CFRTPF	12,873	208-230/3/60	D	See footnote 7
BZTX55M6CFRTPFT	13,475	208-230/3/60	D	See footnote 7
BZTX60M6CFRTPF	14,340	208-230/3/60	D	See footnote 7
BZTX60M6CFRTPFT	14,942	208-230/3/60	D	See footnote 7

**Notes:**

1. Not Suitable for R-507
2. Suction accumulator is available as an option.
3. Includes electric defrost timer.
4. Includes air defrost timer. Suitable for medium temperature applications only.
5. Includes standard liquid line required for liquid injection.
6. Model provided with Round Tube Plate Fin (RTPF) condenser coil instead of microchannel coil.
7. Model provided with adjustable low pressure switch. Can also be used for R-407A/F, R-407C and R-448A/449A Medium temperature applications.

## ½ - 6 HP Horizontal Air Discharge

## Factory-Installed Options

### Need Factory-Installed Options?

- Make sure you have selected a configurable model. When ordering, remember to specify the option codes and list price adders for each selected option.
- Can't Find Something? Other options and accessories might be available on a custom order basis. Please contact your local Sales Representative or Account Engineer for assistance.

Option Code	Description	Models Used On	Notes	List Price Adder (\$US)		
				Outdoor (T)	Indoor (N)	intelliGen™ / Beacon II™
<b>Electrical Options</b>						
DFT.001	Defrost Timer - Air	All M6, X6	Medium temperature applications only.	602	602	-
SW.001	Adjustable low pressure control	H6, M6	Standard on L6, E6, X6 and Scroll M6 models.	166	-	166
SW.005	Adjustable low pressure control	H6, M6	Standard on L6, E6, X6 and Scroll M6 models.	-	166	-
SW.002	Dual pressure control with superhose	All	-	374	374	-
FSD.001-1	Mounted fused disconnect	005-035	-	594	-	594
FSD.001-2	Mounted fused disconnect	040-060	-	1,095	-	1,095
PLM.004	Phase Loss Monitor	All	-	1,182	1,182	-
FCY.008	Fan Cycling - Fixed Temperature	Cabinet B & C	2 fan units; Can't combine HPV & VSEC	414	414	-
MS.001A	Variable Speed EC Motor with Orbus Controller	Cabinet A	VSEC with Orbus in place of head pressure control valve	883	-	883
MS.001BC	Variable Speed EC Motor with Orbus Controller	Cabinet B & C	VSEC with Orbus in place of head pressure control valve	1,308	-	1,308
MS.001D	Variable Speed EC Motor with Orbus Controller	Cabinet D (Except 460V)	VSEC with Orbus in place of head pressure control valve	1,187	-	1,187
<b>Mechanical Options</b>						
LIQ.001-1	Liquid-line filter drier, sight glass and shut-off valve	005-025	Standard on L6 models with ZF Scroll Compressor	565	565	565
LIQ.001-2	Liquid-line filter drier, sight glass and shut-off valve	027-060	Standard on L6 models with ZF Scroll Compressor	655	655	655
LIQ.003	Replaceable core liquid-line filter drier, sight glass, shut-off valve	Cabinet D	Also available on 031 L6 with hermetic compressor	1,205	1,205	1,205
LIQ.002-1	Liquid-line solenoid valve and pump-down switch with liquid-line filter drier, sight glass and shut-off valve	005-025	Not recommended on applications with line runs more than 25 feet.	1,205	1,205	-
LIQ.002-2	Liquid-line solenoid valve and pump-down switch with liquid-line filter drier, sight glass and shut-off valve	027-060	Not recommended on applications with line runs more than 25 feet.	1,296	1,296	-
SUC.003-1	Suction-line filter	005-025	-	360	360	360
SUC.003-2	Suction-line filter	030-060	-	427	427	427
SUC.005	Replaceable core suction-line filter	Cabinet D	Also available on 031 L6 with hermetic compressor	1,253	1,253	1,253
SUC.007-1	Suction accumulator	005-025	-	452	452	452
SUC.007-2	Suction accumulator	027-060	-	753	753	753
DIS.004	Head pressure control flooding valve	005-060	-	Standard	533	Standard
DIS.001	Oil separator with discharge line check valve	Cabinet D	Can not be used with 44# reciever with relief valve option (REC.044).	1,355	1,355	-

## 1/2 - 6 HP Horizontal Air Discharge

## Factory-Installed Options

### Need Factory-Installed Options?

- Make sure you have selected a configurable model. When ordering, remember to specify the option codes and list price adders for each selected option.
- Can't Find Something? Other options and accessories might be available on a custom order basis. Please contact your local Sales Representative or Account Engineer for assistance.

Option Code	Description	Models Used On	Notes	List Price Adder (\$US)		
				Outdoor (T)	Indoor (N)	intelliGen™ / Beacon II™
DIS.017	Oil separator with discharge line check valve	Cabinet D	Can not be used with 44# receiver with relief valve option (REC.044).	1,355	1,355	1,355
REC.044	44# receiver with relief valve	Cabinet D	Can not be ordered with replaceable core liquid-line filter drier option (LIQ.003).	1,343	1,343	1,343
REC.001	Low ambient kit with heated and insulated receiver, time delay relay	All	Can not be used with dual pressure control option (SW.002).	752	-	752
PRE.002A	Pre-Charged w/ Quick Connects (R404A and R448A)	Cabinet A	Must be ordered with liquid-line assemblies.	772	772	-
PRE.002BC	Pre-Charged w/ Quick Connects (R404A and R448A)	Cabinet B&C	Must be ordered with liquid-line assemblies.	923	923	-
PRE.002D	Pre-Charged w/ Quick Connects (R404A and R448A)	Cabinet D	Must be ordered with liquid-line assemblies.	1,127	1,127	-

## 1/2 - 6 HP Horizontal Air Discharge Factory-Installed Electric Defrost Options

### Need an electric defrost timer or kit?

- Make sure you have selected a configurable model. When ordering, remember to specify the option codes and list price adders for each selected option.
- Electric defrost kits and components are available to be factory mounted in the electrical box of indoor or outdoor condensing units used in medium/low temp applications with electric defrost evaporators.

### Selecting the proper kit is as easy as ...

- 1** Add up the total fan motor amps and electric heater amps for all evaporators in the refrigeration system.
- 2** For the selected condensing unit, find the rated defrost power amps for both the fan motor amps and electric heater amps.
- 3** If the evaporator total fan motor amps and electric defrost heater amps calculated in Step 1 are less than the condensing unit's rated defrost power amps found in Step 2 then proceed below to select the appropriate kit/components and list price adders. If not then contact your local Sales Representative or Account Engineer for assistance.

### Definitions

#### Electric Defrost Timer

Initiates and terminates defrost cycles based on a predetermined time schedule.

#### Lockout Relay

Prevents the electric defrost heaters from energizing when the compressor is in operation. Not available on electric defrost timer only options.

#### Fan Contactor

Carries amperage load for evaporator fan motors.

#### Heater Contactor

Carries amperage load for evaporator electric defrost heaters.

#### InterLink™ Smart Defrost Kit™ (SDK)

The InterLink™ SDK is a revolutionary product that is designed to be used on any electric defrost walk-in freezer system with an electro-mechanical defrost timer set for three or more scheduled defrosts per day. The InterLink™ SDK accurately estimates frost accumulation on the evaporator coil and decides if it can skip the preprogrammed defrost period that is set on the defrost timer. This helps eliminate unneeded defrost cycles, saving energy and increasing product integrity

Option Code	Description	Models Used On	Notes	List Price Adder (\$US)	
				Outdoor (T)	Indoor (N)
DFT.002	Defrost Timer - Electric	005-035 and L6, M6, E6, X6	-	602	602
DFT.007	Electric Defrost Kit	040-060 and L6, M6, E6, X6	Includes (1) electric defrost timer, (1) heater & (1) fan contactors, and (1) lockout relay.	857	857
SDK.001	InterLink™ Smart Defrost Kit™	005-060 and L6, M6, E6, X6	Can not be used alone. Must also select a electric defrost timer or electric defrost kit.	930	930



## 1/2 - 6 HP Horizontal Air Discharge

## Shipped-Loose Accessories

A wide range of shipped-loose accessories are available to order. Can't Find Something? Other options and accessories might be available on a custom order basis. Please contact your local Sales Representative or Account Engineer for assistance.

Part Number	Description	Models Used On	Notes	List Price (\$US)
<b>Electrical Options</b>				
29318012	1/2" Solenoid valve, 115/230V coil	-	-	371
8077893	10ft Wire harness for air or electric defrost units	All	Not available for 115V evaporator motors	348
5009969	15ft Wire harness for air or electric defrost units	All	Not available for 115V evaporator motors	415
8077894	20ft Wire harness for air or electric defrost units	All	Not available for 115V evaporator motors	449
5009970	25ft Wire harness for air or electric defrost units	All	Not available for 115V evaporator motors	525
8077895	35ft Wire harness for air or electric defrost units	All	Not available for 115V evaporator motors	608
8077896	55ft Wire harness for air or electric defrost units	All	Not available for 115V evaporator motors	713
<b>Mechanical Options</b>				
50014701	9.75" Extended legs (shipped-loose)	Cabinet A	-	341
50014702	9.75" Extended legs (shipped-loose)	Cabinet B&C	-	341
50014703	9.75" Extended legs (shipped-loose)	Cabinet D	-	341
50014710	5.75" Extended legs (shipped-loose)	Cabinet A	-	341
50014711	5.75" Extended legs (shipped-loose)	Cabinet B&C	-	341
50014712	5.75" Extended legs (shipped-loose)	Cabinet D	-	341
59985601	Hail guards (shipped-loose)	Cabinet A	-	414
59985701	Hail guards (shipped-loose)	Cabinet B&C	-	446
59985801	Hail guards (shipped-loose)	Cabinet D	-	459

## Precharged Line Set with Refrigerant and Quick Connect Fittings at Both Ends

For proper selection, you must know the system capacity, suction temperature, line length, and aeroquip fitting size at both the condensing unit and unit cooler. Please contact your local Sales Representative or Account Engineer for assistance.

Line Sizes	7 Feet		10 Feet		15 Feet		20 Feet		30 Feet		50 Feet	
	Part Number	List Price (\$US)	Part Number	List Price (\$US)	Part Number	List Price (\$US)	Part Number	List Price (\$US)	Part Number	List Price (\$US)	Part Number	List Price (\$US)
3/8" x 5/8"	8049918	706	8049933	706	8049921	761	8049930	755	8049924	966	8049927	1,299
3/8" x 7/8"	8049919	736	8049934	769	8049922	822	8049931	919	8049925	1,300	8049928	1,964
1/2" x 1 1/8"	8049920	846	8049935	983	8049923	1,139	8049932	1,309	8049926	1,613	8049929	2,419

## Crankcase Pressure Regulator (CPR) Valves

A selection program must be used to pick the proper valve. The selection program requires the following inputs: system capacity, suction temperature, and maximum holding temperature. Not available for use on Beacon II™ Outdoor units. Should not be used with MOP type expansion valves in unit coolers. Please contact your local Sales Representative or Account Engineer for assistance.

Size	Part Number	List Price (\$US)
5/8"	2930142	328
7/8"	29346101	450
1 1/8"	29399012	662
1 3/8"	29394306	2,522

## 3 - 22 HP Horizontal Air Discharge

## Overview



### Product Description:

The 3-22 HP condensing units feature an enhanced grill design that gives up to 40% more free-air area than prior models and its vertical receiver needs less refrigerant to ensure a full column of liquid reaches the expansion valve. Fan motors and serviceable components are accessible via the front grill for quick service and the sight glass is conveniently placed so that charging is quick, easy and accurate. Thorough cleaning of the coil is easier because the unit's top panel is one piece and lighter for easy removal. A liquid base valve and suction service tap is placed on the outside of the cabinet for easy pump-downs and quick diagnosis. The footprint is smaller for easy jobsite placement. These condensing units utilize the Floating Tube™ coil design, which eliminates tube-sheet leaks, allowing for a 5-year warranty against tube-sheet leaks. PSC motors come standard to help save you energy.

Opting for IntelliGen™ / Beacon II™ Refrigeration System with Smart Defrost, factory mounted Smart Defrost Kit (TM), or Variable Speed EC (VSEC) Motor with Orbus (TM) Controller increase energy efficiency of the refrigeration system.

### Nomenclature

B	D	T	0500	M	6	C
Model	Compressor	Application	Equiv. HP	Operating Range	Refrigerant	Voltage
<b>B</b> = Bohn	<b>D</b> = Discus® <b>Z</b> = Scroll	<b>S</b> = IntelliGen™/Beacon II™ <b>T</b> = Outdoor <b>N</b> = Indoor	<b>0300</b> = 3 HP <b>0400</b> = 4 HP <b>0500</b> = 5 HP <b>0501</b> = 5 HP <b>0600</b> = 6 HP <b>0601</b> = 6 HP <b>0650</b> = 6.5 HP <b>0700</b> = 7 HP <b>0750</b> = 7.5 HP <b>0751</b> = 7.5 HP <b>0800</b> = 8 HP <b>0860</b> = 8.5 HP <b>0900</b> = 9 HP <b>1000</b> = 10 HP <b>1200</b> = 12 HP <b>1300</b> = 13 HP <b>1401</b> = 14 HP <b>1500</b> = 15 HP <b>2200</b> = 22 HP	<b>L</b> = Low <b>M</b> = Medium	<b>6</b> = R-404A/R-507A, R-407A/F, R-407C, R-448A/ R-449A	<b>C</b> = 208-230/3/60 (200-220/3/50) <b>D</b> = 460/3/60 (380-420/3/50) <b>E</b> = 575/3/60  *limited by compressor model

### Cabinet & Construction

- All units feature the Floating Tube™ coil design which eliminates tube sheet leaks
- Painted steel cabinet for superior strength and corrosion resistance

### Serviceability

- Manual pumpdown switch on all units
- Convenient access panels to easily service internal components
- Large electrical panel to facilitate ease of access

### Quality & Performance

- Sight Glass is easily viewable
- Fixed high pressure switch eliminates capillary tubes
- Refrigeration duty, rifled copper condenser tubing
- Piping is laid out to minimize stress and vibration and is pre-bent to eliminate braze joints where possible to reduce leak potential
- All joints are sweat type connections, no mechanical joints to leak
- Separate subcooling circuit in condenser for added capacity and vapor free liquid
- Pressure relief valve on receiver
- ServiceMate™ diagnostic module standard on all non-intelliGen (TM) / Beacon II (TM) condensing units

### Components

#### Compressor

- Discus compressors are spring mounted with suction and discharge eliminators
- Receivers are sized for sufficient pumpdown capacity with inlet and outlet service valves

#### Other

- Sight glass and permanent line filter

#### Motors

- Available with Variable Speed EC Motors

### Certifications



# Air-Cooled Condensing Units

## 3 - 22 HP Horizontal Air Discharge Standard & Configurable Models Pricing

Standard Outdoor	Configurable Models		
<ul style="list-style-type: none"> <li>• Prepainted galvanized cabinet</li> <li>• Manual pump-down switch</li> <li>• Electronic oil failure switch (Discus Compressors)</li> <li>• Spring mounted compressors with suction and discharge vibration eliminators (Discus Compressors)</li> <li>• Head pressure control valve</li> <li>• Crankcase heater</li> <li>• Fixed high and adjustable low pressure switches</li> <li>• Sight glass &amp; permanent liquid-line filter</li> <li>• ServiceMate™ Diagnostic Module</li> </ul>	<b>Outdoor (T)</b> <ul style="list-style-type: none"> <li>• Prepainted galvanized cabinet</li> <li>• Manual pump-down switch</li> <li>• Electronic oil failure switch (Discus Compressors)</li> <li>• Spring mounted compressors with suction and discharge vibration eliminators (Discus Compressors)</li> <li>• Head pressure control valve</li> <li>• Crankcase heater</li> <li>• Fixed high and adjustable low pressure switches</li> <li>• Sight glass &amp; permanent liquid-line filter</li> </ul>	<b>Indoor (N)</b> <ul style="list-style-type: none"> <li>• No cabinet hood</li> <li>• Fan guards &amp; wiring conduit</li> <li>• Manual pump-down switch</li> <li>• Electronic oil failure switch (Discus Compressors)</li> <li>• Spring mounted compressors with suction and discharge vibration eliminators (Discus Compressors)</li> <li>• Crankcase heater</li> <li>• Fixed high and adjustable low pressure switches</li> <li>• Sight glass &amp; permanent liquid-line filter</li> </ul>	<b>intelliGen™ / Beacon II™</b> <ul style="list-style-type: none"> <li>• Outdoor Unit with hood</li> <li>• Manual pump-down switch</li> <li>• Electronic oil failure switch (Discus Compressors)</li> <li>• Spring mounted compressors with suction and discharge vibration eliminators (Discus Compressors)</li> <li>• Crankcase heater</li> <li>• Head pressure control valve</li> <li>• Wired for intelliGen™ / Beacon II™ control. intelliGen™ / Beacon II™ fan cycling for two fan units only</li> <li>• Fixed high and adjustable low pressure switches</li> <li>• Sight glass &amp; permanent liquid-line filter</li> </ul>
<b>Need to customize?</b> Look at the factory-installed options starting on page 130.			

Standard Outdoor		Outdoor (T)		Indoor (N)		intelliGen™ / Beacon II™		Voltage	Cabinet	Notes
Bohn Model	List Price (\$US)	Bohn Model	List Price (\$US)	Bohn Model	List Price (\$US)	Bohn Model	List Price (\$US)			
<b>Discus Medium Temperature (R-404A/507, R407A/R407F, R407C, and R448/R449)</b>										
-	-	BDT0500M6C	23,114	BDN0500M6C	22,621	BDS0500M6C	23,988	208-230/3/60	1 Fan	-
-	-	BDT0500M6D	24,643	BDN0500M6D	24,150	BDS0500M6D	25,520	460/3/60	1 Fan	-
-	-	BDT0500M6E	25,137	BDN0500M6E	24,632	BDS0500M6E	26,031	575/3/60	1 Fan	-
-	-	BDT0501M6C	23,687	BDN0501M6C	23,192	BDS0501M6C	24,564	208-230/3/60	1 Fan	-
-	-	BDT0501M6D	25,218	BDN0501M6D	24,722	BDS0501M6D	26,091	460/3/60	1 Fan	-
-	-	BDT0501M6E	25,722	BDN0501M6E	25,218	BDS0501M6E	26,616	575/3/60	1 Fan	-
-	-	BDT0750M6C	29,144	BDN0750M6C	28,649	BDS0750M6C	30,631	208-230/3/60	1 Fan	-
-	-	BDT0750M6D	30,671	BDN0750M6D	30,181	BDS0750M6D	32,157	460/3/60	1 Fan	-
-	-	BDT0750M6E	31,286	BDN0750M6E	30,781	BDS0750M6E	32,798	575/3/60	1 Fan	-
BDT0751M6CF	29,326	BDT0751M6C	29,326	BDN0751M6C	28,665	BDS0751M6C	31,240	208-230/3/60	2 Fan	-
-	-	BDT0751M6D	30,852	BDN0751M6D	30,192	BDS0751M6D	32,766	460/3/60	2 Fan	-
-	-	BDT0751M6E	31,469	BDN0751M6E	30,796	BDS0751M6E	33,421	575/3/60	2 Fan	-
-	-	BDT0800M6C	33,989	BDN0800M6C	33,330	BDS0800M6C	35,904	208-230/3/60	2 Fan	-
-	-	BDT0800M6D	35,609	BDN0800M6D	34,948	BDS0800M6D	37,524	460/3/60	2 Fan	-
-	-	BDT0800M6E	36,322	BDN0800M6E	35,647	BDS0800M6E	38,275	575/3/60	2 Fan	-
-	-	BDT1000M6C	35,604	BDN1000M6C	34,966	BDS1000M6C	37,466	208-230/3/60	2 Fan	-
-	-	BDT1000M6D	38,140	BDN1000M6D	37,481	BDS1000M6D	40,055	460/3/60	2 Fan	-
-	-	BDT1000M6E	38,903	BDN1000M6E	38,229	BDS1000M6E	40,854	575/3/60	2 Fan	-
BDT1200M6CF	38,545	BDT1200M6C	38,545	BDN1200M6C	37,907	BDS1200M6C	40,405	208-230/3/60	2 Fan	-
-	-	BDT1200M6D	40,193	BDN1200M6D	39,500	BDS1200M6D	42,053	460/3/60	2 Fan	-
-	-	BDT1500M6C	39,483	BDN1500M6C	38,845	BDS1500M6C	41,343	208-230/3/60	2 Fan Large	-
-	-	BDT1500M6D	41,338	BDN1500M6D	40,645	BDS1500M6D	43,198	460/3/60	2 Fan Large	-
-	-	BDT1500M6E	42,166	BDN1500M6E	41,457	BDS1500M6E	44,063	575/3/60	2 Fan Large	-
<b>Discus Low Temperature (R-404A/507, R407A/R407F, R407C, and R448A/R449A)</b>										
-	-	BDT0300L6C	22,464	BDN0300L6C	21,971	BDS0300L6C	23,340	208-230/3/60	1 Fan	See Note 1
-	-	BDT0300L6D	23,989	BDN0300L6D	23,498	BDS0300L6D	24,869	460/3/60	1 Fan	See Note 1
-	-	BDT0300L6E	24,472	BDN0300L6E	23,969	BDS0300L6E	25,362	575/3/60	1 Fan	See Note 1
-	-	BDT0400L6C	24,418	BDN0400L6C	23,924	BDS0400L6C	25,290	208-230/3/60	1 Fan	See Note 1
-	-	BDT0400L6D	25,945	BDN0400L6D	25,449	BDS0400L6D	26,817	460/3/60	1 Fan	See Note 1
-	-	BDT0400L6E	26,462	BDN0400L6E	25,959	BDS0400L6E	27,356	575/3/60	1 Fan	See Note 1

**Notes:**  
1. For R407A/R407F, R407C, and R448A/R449A low temperature operation, add Demand Cooling Kit.

### 3 - 22 HP Horizontal Air Discharge Standard & Configurable Models Pricing

Standard Outdoor		Outdoor (T)		Indoor (N)		intelliGen™ / Beacon II™		Voltage	Cabinet	Notes
Bohn Model	List Price (\$US)	Bohn Model	List Price (\$US)	Bohn Model	List Price (\$US)	Bohn Model	List Price (\$US)			
-	-	BDT0600L6C	25,657	BDN0600L6C	25,162	BDS0600L6C	26,532	208-230/3/60	1 Fan	See Note 1
-	-	BDT0600L6D	27,184	BDN0600L6D	26,691	BDS0600L6D	28,058	460/3/60	1 Fan	See Note 1
-	-	BDT0600L6E	27,728	BDN0600L6E	27,224	BDS0600L6E	28,616	575/3/60	1 Fan	See Note 1
BDT0601L6CF	28,556	BDT0601L6C	27,172	BDN0601L6C	26,678	BDS0601L6C	28,045	208-230/3/60	1 Fan	See Note 1
-	-	BDT0601L6D	28,696	BDN0601L6D	28,205	BDS0601L6D	29,571	460/3/60	1 Fan	See Note 1
-	-	BDT0601L6E	29,271	BDN0601L6E	28,768	BDS0601L6E	30,164	575/3/60	1 Fan	See Note 1
BDT0750L6CF	33,127	BDT0750L6C	31,743	BDN0750L6C	31,249	BDS0750L6C	33,230	208-230/3/60	1 Fan	See Note 1
-	-	BDT0750L6D	33,272	BDN0750L6D	32,777	BDS0750L6D	34,756	460/3/60	1 Fan	See Note 1
-	-	BDT0750L6E	33,939	BDN0750L6E	33,431	BDS0750L6E	35,450	575/3/60	1 Fan	See Note 1
-	-	BDT0900L6C	34,911	BDN0900L6C	34,251	BDS0900L6C	36,822	208-230/3/60	2 Fan	See Note 1
-	-	BDT0900L6D	36,435	BDN0900L6D	35,775	BDS0900L6D	38,352	460/3/60	2 Fan	See Note 1
-	-	BDT0900L6E	37,166	BDN0900L6E	36,493	BDS0900L6E	39,117	575/3/60	2 Fan	See Note 1
BDT1000L6CF	39,102	BDT1000L6C	37,559	BDN1000L6C	36,898	BDS1000L6C	39,469	208-230/3/60	2 Fan	See Note 1
-	-	BDT1000L6D	38,348	BDN1000L6D	37,684	BDS1000L6D	40,260	460/3/60	2 Fan	See Note 1
-	-	BDT1000L6E	39,113	BDN1000L6E	38,439	BDS1000L6E	41,064	575/3/60	2 Fan	See Note 1
-	-	BDT1200L6C	38,341	BDN1200L6C	37,648	BDS1200L6C	40,199	208-230/3/60	2 Fan Large	See Note 1
-	-	BDT1200L6D	39,656	BDN1200L6D	38,962	BDS1200L6D	41,514	460/3/60	2 Fan Large	See Note 1
-	-	BDT1200L6E	40,448	BDN1200L6E	39,740	BDS1200L6E	42,345	575/3/60	2 Fan Large	See Note 1
-	-	BDT1500L6C	40,056	BDN1500L6C	39,362	BDS1500L6C	41,916	208-230/3/60	2 Fan Large	See Note 1
-	-	BDT1500L6D	43,188	BDN1500L6D	42,494	BDS1500L6D	45,048	460/3/60	2 Fan Large	See Note 1
-	-	BDT1500L6E	44,054	BDN1500L6E	43,345	BDS1500L6E	45,951	575/3/60	2 Fan Large	See Note 1
-	-	BDT2200L6C	46,907	BDN2200L6C	46,214	BDS2200L6C	48,768	208-230/3/60	2 Fan Large	See Note 1
-	-	BDT2200L6D	47,498	BDN2200L6D	47,230	BDS2200L6D	49,355	460/3/60	2 Fan Large	See Note 1
-	-	BDT2200L6E	48,447	BDN2200L6E	47,739	BDS2200L6E	50,343	575/3/60	2 Fan Large	See Note 1
<b>Scroll Medium Temperature (R-404A/507, R407A/R407F, R407C, and R448A/R449A)</b>										
-	-	BZT0650M6C	25,503	BZN0650M6C	25,009	BZS0650M6C	26,989	208-230/3/60	1 Fan	-
-	-	BZT0650M6D	27,160	BZN0650M6D	26,666	BZS0650M6D	28,644	460/3/60	1 Fan	-
-	-	BZT0650M6E	27,702	BZN0650M6E	27,202	BZS0650M6E	29,219	575/3/60	1 Fan	-
-	-	BZT0700M6C	25,563	BZN0700M6C	25,068	BZS0700M6C	27,479	208-230/3/60	2 Fan	-
-	-	BZT0700M6D	27,224	BZN0700M6D	26,730	BZS0700M6D	28,990	460/3/60	2 Fan	-
-	-	BZT0700M6E	27,802	BZN0700M6E	27,307	BZS0700M6E	29,569	575/3/60	2 Fan	-
-	-	BZT0750M6C	26,757	BZN0750M6C	26,098	BZS0750M6C	28,672	208-230/3/60	2 Fan	-
-	-	BZT0750M6D	28,416	BZN0750M6D	27,757	BZS0750M6D	30,329	460/3/60	2 Fan	-
-	-	BZT0750M6E	28,982	BZN0750M6E	28,307	BZS0750M6E	30,934	575/3/60	2 Fan	-
-	-	BZT0860M6C	31,713	BZN0860M6C	31,055	BZS0860M6C	33,629	208-230/3/60	2 Fan	-
-	-	BZT0860M6D	32,470	BZN0860M6D	31,812	BZS0860M6D	34,385	460/3/60	2 Fan	-
-	-	BZT0860M6E	33,119	BZN0860M6E	32,447	BZS0860M6E	35,071	575/3/60	2 Fan	-
-	-	BZT1000M6C	34,871	BZN1000M6C	32,951	BZS1000M6C	36,787	208-230/3/60	2 Fan	-
-	-	BZT1000M6D	35,155	BZN1000M6D	33,235	BZS1000M6D	37,067	460/3/60	2 Fan	-
-	-	BZT1000M6E	35,858	BZN1000M6E	33,899	BZS1000M6E	37,808	575/3/60	2 Fan	-
-	-	BZT1401M6C	38,936	BZN1401M6C	36,907	BZS1401M6C	40,960	208-230/3/60	2 Fan Large	-
-	-	BZT1401M6D	40,448	BZN1401M6D	37,201	BZS1401M6D	41,258	460/3/60	2 Fan Large	-
-	-	BZT1401M6E	40,014	BZN1401M6E	37,944	BZS1401M6E	42,083	575/3/60	2 Fan Large	-
<b>Scroll Low Temperature (R-404A/507, R-407A/R407F, R-407C, R-448A/R-449A)</b>										
-	-	BZT0750L6C	24,114	BZN0750L6C	23,619	BZS0750L6C	25,598	208-230/3/60	1 Fan	-
-	-	BZT0750L6D	25,598	BZN0750L6D	25,105	BZS0750L6D	27,084	460/3/60	1 Fan	-
-	-	BZT0750L6E	26,109	BZN0750L6E	25,606	BZS0750L6E	27,625	575/3/60	1 Fan	-
-	-	BZT1000L6C	29,932	BZN1000L6C	29,440	BZS1000L6C	31,418	208-230/3/60	1 Fan	-

**Notes:**

1. For R407A/R407F, R407C, and R448A/R449A low temperature operation, add Demand Cooling Kit.

# Air-Cooled Condensing Units

## 3 - 22 HP Horizontal Air Discharge Standard & Configurable Models Pricing

Standard Outdoor		Outdoor (T)		Indoor (N)		intelliGen™ / Beacon II™		Voltage	Cabinet	Notes
Bohn Model	List Price (\$US)	Bohn Model	List Price (\$US)	Bohn Model	List Price (\$US)	Bohn Model	List Price (\$US)			
-	-	BZT1000L6D	31,486	BZN1000L6D	30,991	BZS1000L6D	32,968	460/3/60	1 Fan	-
-	-	BZT1000L6E	32,115	BZN1000L6E	31,611	BZS1000L6E	33,629	575/3/60	1 Fan	-
-	-	BZT1300L6C	33,610	BZN1300L6C	32,951	BZS1300L6C	35,524	208-230/3/60	2 Fan	-
-	-	BZT1300L6D	34,410	BZN1300L6D	33,750	BZS1300L6D	36,329	460/3/60	2 Fan	-
-	-	BZT1300L6E	35,099	BZN1300L6E	34,426	BZS1300L6E	37,053	575/3/60	2 Fan	-
-	-	BZT1500L6C	34,709	BZN1500L6C	34,052	BZS1500L6C	36,628	208-230/3/60	2 Fan	-
-	-	BZT1500L6D	35,511	BZN1500L6D	34,851	BZS1500L6D	37,430	460/3/60	2 Fan	-
-	-	BZT1500L6E	36,219	BZN1500L6E	35,547	BZS1500L6E	38,177	575/3/60	2 Fan	-

**Notes:**

1. For R407A/R407F, R407C, and R448A/R449A low temperature operation, add Demand Cooling Kit.

## 3 - 22 HP Horizontal Air Discharge

## Factory-Installed Options

## Need Factory-Installed Options?

- Make sure you have selected a configurable model. When ordering, remember to specify the option codes and list price adders for each selected option.
- Can't Find Something? Other options and accessories might be available on a custom order basis. Please contact your local Sales Representative or Account Engineer for assistance.

Option Code	Description	Models Used On	Notes	List Price Adder (\$US)		
				Outdoor (T)	Indoor (N)	intelliGen™ / Beacon II™
<b>Electrical Options</b>						
DFT.001	Defrost Timer - Air	All M6	Medium temperature applications only.	602	602	-
SW.007	Adjustable high pressure switch w/ manual reset & adjustable low pressure switch	2 Fan & 2 Fan Large	-	424	424	424
SW.002	Dual pressure control with adjustable high & low pressure settings	All	Standard heated and insulated receiver kit option can't be used with this option. Contact factory	166	166	-
FSD.001-1	Mounted fused disconnect	1 Fan (230V)	-	1,140	-	1,140
FSD.001-2	Mounted fused disconnect	1 Fan (460V)	-	1,312	-	1,312
FSD.001-3	Mounted fused disconnect	2 Fan (230V)	-	2,002	-	2,002
FSD.001-4	Mounted fused disconnect	2 Fan (460V)	-	2,305	-	2,305
FSD.001-5	Mounted fused disconnect	2 Fan Large (230V)	-	2,753	-	2,753
FSD.001-6	Mounted fused disconnect	2 Fan Large (460V)	-	3,771	-	3,771
PLM.001	Phase Loss Monitor	All	-	1,235	1,235	1,235
FCY.002-1	Fan Cycling - Temperature & Pressure	1 Fan	-	428	-	Press. Std.
FCY.014	Fan Cycling - Temperature & Pressure	2 Fan	-	594	-	Press. Std.
FCY.002-2	Fan Cycling - Temperature & Pressure	2 Fan Large	-	594	-	Press. Std.
ELC.007-1	Circuit Breakers (Compressor, Control & Fan)	2 Fan Large - 230V	-	2,570	2,570	-
ELC.007-2	Circuit Breakers (Compressor, Control & Fan)	2 Fan Large - 460V	-	3,903	3,903	-
CFS.001	Compressor Fusing	2 Fan Large	-	443	443	443
ELC.008-2	NEMA Contactors	2 Fan Large - 230V	-	2,349	2,349	-
ELC.008-1	NEMA Contactors	2 Fan Large - 460V	-	1,363	1,363	-
MS.001-1	Variable Speed EC Motor with Orbus Controller	1 Fan (208-230/3/60)	-	1,187	-	1,187
MS.001-2	Variable Speed EC Motor with Orbus Controller	2 Fan (208-230/3/60)	Not suitable for 2 Fan Large (230V) Units (1401H6, 1500M6, 1200L6 - 2200L6)	2,106	-	2,106
MS.001-3	Variable Speed EC Motor with Orbus Controller	2 Fan Large (230V)	-	N/A	-	N/A
MS.001-4	Variable Speed EC Motor with Orbus Controller	1 Fan (460V)	-	2,960	-	2,960

**Regulation Requires Variable Speed Fan Motors!****California Energy Commission Title 24, Section 126**

Effective 01/01/2010, refrigerated warehouses with a total cold storage and frozen storage area exceeding 3,000 square feet require:

1. All condenser fans for air-cooled condensers/condensing units shall be continuously variable speed and the condensing temperature or pressure control system shall control the speed of all condenser fans serving a common condenser loop in unison. The minimum condensing temperature set point shall be less than or equal to 70 degrees Fahrenheit or reset in response to ambient dry bulb temperature or refrigeration system load.
2. All single phase condenser/condensing unit fan motors less than 1 horsepower and less than 460 volts shall be either permanent split capacitor or electronically

## 3 - 22 HP Horizontal Air Discharge

## Factory-Installed Options

### Need Factory-Installed Options?

- Make sure you have selected a configurable model. When ordering, remember to specify the option codes and list price adders for each selected option.
- Can't Find Something? Other options and accessories might be available on a custom order basis. Please contact your local Sales Representative or Account Engineer for assistance.

Option Code	Description	Models Used On	Notes	List Price Adder (\$US)		
				Outdoor (T)	Indoor (N)	intelliGen™ / Beacon II™
MS.001-5	Variable Speed EC Motor with Orbus Controller	2 Fan (460V)	Not suitable for 2 Fan Large (460V) Units (1401H6, 1500M6, 1200L6 - 2200L6)	4,016	-	4,016
MS.001-6	Variable Speed EC Motor with Orbus Controller	2 Fan Large (460V)	-	N/A	-	N/A
<b>Mechanical Options</b>						
LIQ.003	Replaceable core liquid-line filter drier & sight glass	All	-	509	509	509
LIQ.002-3	Liquid-line solenoid valve	1 Fan	Not recommended on applications with line runs more than 25 feet.	667	667	-
LIQ.002-4	Liquid-line solenoid valve	2 Fan	Not recommended on applications with line runs more than 25 feet.	748	748	-
LIQ.002-5	Liquid-line solenoid valve	2 Fan Large	Not recommended on applications with line runs more than 25 feet.	1,025	1,025	-
SUC.003-1	Suction-line filter	1 Fan	-	509	509	509
SUC.003-2	Suction-line filter	2 Fan	-	865	865	865
SUC.003-3	Suction-line filter	2 Fan Large	-	1,382	1,382	1,382
SUC.005-1	Replaceable core suction-line filter	1 Fan	-	979	979	979
SUC.005-2	Replaceable core suction-line filter	2 Fan	-	1,336	1,336	1,336
SUC.005-3	Replaceable core suction-line filter	2 Fan Large	-	1,808	1,808	1,808
SUC.007-1	Suction accumulator	1 Fan	-	783	783	783
SUC.007-2	Suction accumulator	2 Fan	-	1,218	1,218	1,218
SUC.007-3	Suction accumulator	2 Fan Large	-	2,951	2,951	2,951
DIS.004-1	Head pressure control valve - 180psi fixed	1 & 2 Fan	-	Standard	382	Standard
DIS.004-2	Head pressure control valve - adjustable	2 Fan Large	-	Standard	1,297	Standard
DIS.001-1	Oil separator with discharge line check valve	1 Fan	-	1,417	1,417	1,417
DIS.001-2	Oil separator with discharge line check valve	2 Fan	-	1,497	1,497	1,497
DIS.001-3	Oil separator with discharge line check valve	2 Fan Large	-	1,771	1,771	1,771
UNL.001	Compressor Unloading (One Step)	2 Fan Large	-	2,444	2,444	-
DMD.001	Demand Cooling for low temperature R-407A/R-407F, R-407C, and R-448A/R-449A	All L6	Discuss Compressors Only	2,561	2,561	2,561
REC.010-3	Oversized receiver	1 Fan	See technical bulletin for volumes	1,335	1,335	1,335
REC.010-2	Oversized receiver	2 Fan	See technical bulletin for volumes	664	664	664

## 3 - 22 HP Horizontal Air Discharge

## Factory-Installed Options

### Need Factory-Installed Options?

- Make sure you have selected a configurable model. When ordering, remember to specify the option codes and list price adders for each selected option.
- Can't Find Something? Other options and accessories might be available on a custom order basis. Please contact your local Sales Representative or Account Engineer for assistance.

Option Code	Description	Models Used On	Notes	List Price Adder (\$US)		
				Outdoor (T)	Indoor (N)	intelliGen™ / Beacon II™
REC.010-1	Oversized receiver	2 Fan Large	See technical bulletin for Volumes	410	410	410
LOW.001-1	Heated & Insulated reciever with low pressure cut-out time delay	1 & 2 Fan	-	857	-	857
LOW.001-2	Heated & Insulated reciever with low pressure cut-out time delay	2 Fan Large	-	1,145	-	1,145
LVR.001-1	Louvered guard for snowbelt regions	1 Fan	-	1,297	-	1,297
LVR.001-2	Louvered guard for snowbelt regions	2 Fan	-	1,477	-	1,477
<b>Coil Options</b>						
CS.PRO-1	BohnGuard™ condenser fin protection	1 Fan	-	1,330	1,330	1,330
CS.PRO-2	BohnGuard™ condenser fin protection	2 Fan	-	1,838	1,838	1,838
CS.PRO-3	BohnGuard™ condenser fin protection	2 Fan Large	-	2,582	2,582	2,582
CS.CPR-1	Copper condenser fins	1 Fan	-	Call Factory	Call Factory	Call Factory
CS.CPR-2	Copper condenser fins	2 Fan	-	Call Factory	Call Factory	Call Factory
CS.CPR-3	Copper condenser fins	2 Fan Large	-	Call Factory	Call Factory	Call Factory
CS.ELEC-1	ElectroFin coil coating	1 Fan	-	Call Factory	Call Factory	Call Factory
CS.ELEC-2	ElectroFin coil coating	2 Fan	-	Call Factory	Call Factory	Call Factory
CS.ELEC-3	ElectroFin coil coating	2 Fan Large	-	Call Factory	Call Factory	Call Factory
CS.BRZ-1	Bronz-Glow coil coating	1 Fan	-	Call Factory	Call Factory	Call Factory
CS.BRZ-2	Bronz-Glow coil coating	2 Fan	-	Call Factory	Call Factory	Call Factory
CS.BRZ-3	Bronz-Glow coil coating	2 Fan Large	-	Call Factory	Call Factory	Call Factory

Section 2



## 3 - 22 HP Horizontal Air Discharge Factory-Installed Electric Defrost Options

### Need an electric defrost kit?

- Make sure you have selected a configurable model. When ordering, remember to specify the option codes and list price adders for each selected option.
- Electric defrost kits and components are available to be factory mounted in the electrical box of indoor or outdoor condensing units used in medium/low temp applications with electric defrost evaporators.

### Selecting the proper kit is as easy as ...

- 1 Add up the total fan motor amps and electric heater amps for all evaporators in the refrigeration system.
- 2 For the selected condensing unit, find the rated defrost power amps for both the fan motor amps and electric heater amps.
- 3 If the evaporator total fan motor amps and electric defrost heater amps calculated in Step 1 are less than the condensing unit's rated defrost power amps found in Step 2 then proceed below to select the appropriate kit/components and list price adders. If not then contact your local Sales Representative or Account Engineer for assistance.

### Definitions

#### Electric Defrost Timer

Initiates and terminates defrost cycles based on a predetermined time schedule.

#### Lockout Relay

Prevents the electric defrost heaters from energizing when the compressor is in operation.

#### Evaporator Hold Out Relay

Allows each evaporator to individually terminate defrost on temperature when multiple evaporators are used in a single system.

#### Fan Contactor

Carries amperage load for evaporator fan motors.

#### Heater Contactor

Carries amperage load for evaporator electric defrost heaters.

#### InterLink™ Smart Defrost Kit™ (SDK)

The InterLink™ SDK is a revolutionary product that is designed to be used on any electric defrost walk-in freezer system with an electro-mechanical defrost timer set for three or more scheduled defrosts per day. The InterLink™ SDK accurately estimates frost accumulation on the evaporator coil and decides if it can skip the preprogrammed defrost period that is set on the defrost timer. This helps eliminate unneeded defrost cycles, saving energy and increasing product integrity

Option Code	Description	Models Used On	Notes	List Price Adder (\$US)	
				Outdoor (T)	Indoor (N)
DFT.007-2	Electric Defrost Kit (High Amps)	1 Fan	Includes (1) electric defrost timer, (1 or 2) heater & (1) fan contactors, terminal strip	1,384	1,384
DFT.007-3	Electric Defrost Kit (High Amps)	2 Fan	Includes (1) electric defrost timer, (1 or 2) heater & (1) fan contactors, terminal strip	1,543	1,543
DFT.028	Electric Defrost Kit (Low Amps)	2 Fan Large	Includes (1) electric defrost timer, (1 or 2) heater & (1) fan contactors, terminal strip	2,095	2,095
DFT.029	Electric Defrost Kit (High Amps)	2 Fan Large	Includes (1) electric defrost timer, (1 or 2) heater & (1) fan contactors, terminal strip	3,014	3,014
DEF.066	Fuses for electric defrost kits	1 & 2 Fan	-	492	492
DEF.067	Fuses for electric defrost kits	2 Fan Large	-	492	492
EHR.001	Evaporator hold out relay	2 Fan Large	-	244	244
SDK.001	InterLink™ Smart Defrost Kit™	All	Can not be used alone. Must also select a electric defrost timer or electric defrost kit.	930	930

## 3 - 22 HP Horizontal Air Discharge

## Shipped-Loose Accessories

A wide range of shipped-loose accessories are available to order. Can't Find Something? Other options and accessories might be available on a custom order basis. Please contact your local Sales Representative or Account Engineer for assistance.

Part Number	Description	Models Used On	Notes	List Price (\$US)
<b>Mechanical Options</b>				
50053301	8" Extended Legs	1 Fan & 2 Fan	-	470
59894901	12" Extended Legs	2 Fan Large	-	546
59898801	Hail Guards	1 Fan	-	501
59898901	Hail Guards	2 Fan	-	566
59896801	Hail Guards	2 Fan Large	-	635

## Crankcase Pressure Regulator (CPR) Valves

A selection program must be used to pick the proper valve. The selection program requires the following inputs: system capacity, suction temperature, and maximum holding temperature. Not available for use on Beacon II™ Outdoor units. Should not be used with MOP type expansion valves in unit coolers. Please contact your local Sales Representative or Account Engineer for assistance.

Size	Part Number	List Price (\$US)
5/8"	2930142	328
7/8"	29346101	450
1 1/8"	29399012	662
1 3/8"	29394306	2,522
1 5/8"	4262Q	2,832

## 4 - 13 HP Horizontal Air Discharge

## Overview



### Product Description:

The 4-13 HP condensing unit product line with Bitzer® compressors feature an enhanced grill design that gives up to 40% more free-air area than prior models and its vertical receiver needs less refrigerant to ensure a full column of liquid reaches the expansion valve. Fan motors and serviceable components are accessible via the front grill for quick service and the sight glass is conveniently placed so that charging is quick, easy and accurate. Thorough cleaning of the coil is easier because the unit's top is one piece and lighter for easy removal. A liquid base valve and suction service tap is placed on the outside of the cabinet for easy pump-downs and quick diagnosis. The footprint is smaller for easy jobsite placement. These condensing units utilize the Floating Tube™ design, which eliminates tube-sheet leaks, allowing a 5-year warranty against tube-sheet leaks. PSC motors come standard to help you save money

Opting for IntelliGen™ / Beacon II™ Refrigeration System with Smart Defrost, factory mounted Smart Defrost Kit (TM), or Variable Speed EC (VSEC) Motor with Orbus (TM) Controller increase energy efficiency of the refrigeration system.

### Certifications



### Nomenclature

B	B	T	0601	L	6	C
Model	Compressor	Application	Equiv. HP	Operating Range	Refrigerant	Voltage
B = Bohn	B = Bitzer	S = IntelliGen™/Beacon II™ T = Outdoor N = Indoor	0401 = 4 HP 0551 = 5 HP 0601 = 6 HP 0611 = 6 HP 0751 = 7.5 HP 0901 = 9 HP 1001 = 10 HP 1201 = 12 HP 1301 = 13 HP	L = Low M = Medium	6 = R-404A/R-507A, R-407A/F, R-407C, R-448A/ R-449A	C = 208-230/3/60 D = 460/3/60 E = 575/3/60

### Cabinet & Construction

- All units feature the Floating Tube™ coil design, eliminating tube sheet leaks
- Painted steel cabinet for superior strength and corrosion resistance
- Enhanced grill design provides 25-40% increase in free-air area

### Serviceability

- Manual pumpdown switch on all units
- Dual isolation valves on receiver
- Base valve and high/low pressure taps on outside of cabinet
- Removable grill for access to all serviceable parts
- Lighter, one-piece top is easily removed for improved serviceability

### Quality

- Sight Glass is easily viewable
- Fixed high and adjustable low pressure switch
- Refrigeration duty, rifled copper condenser tubing
- Electrical box relocated outside of air stream (improved air flow)
- Piping is laid out to minimize stress and vibration and is pre-bent to eliminate braze joints where possible, to reduce leak potential

### Components

#### Compressor

- Units feature Bitzer® semi-hermetic compressors.
- Available with compressor unloading

#### Other

- Crankcase heater and head pressure valve on all outdoor units
- Sight glass and permanent liquid line filter

#### Motors

- Available with Variable Speed EC Motors

## 4 - 13 HP Horizontal Air Discharge

## Configurable Models Pricing

Configurable Models		
<b>Outdoor (T)</b> <ul style="list-style-type: none"> <li>• Prepainted galvanized cabinet</li> <li>• Manual pump-down switch</li> <li>• Electronic oil failure switch</li> <li>• Spring mounted compressors with suction and discharge vibration eliminators</li> <li>• Head pressure control valve</li> <li>• Crankcase heater</li> <li>• Fixed high and adjustable low pressure switches</li> <li>• Sight glass &amp; permanent liquid-line filter</li> <li>• ServiceMate™ Diagnostic Module</li> </ul>	<b>Indoor (N)</b> <ul style="list-style-type: none"> <li>• No cabinet hood</li> <li>• Fan guards &amp; wiring conduit</li> <li>• Manual pump-down switch</li> <li>• Electronic oil failure switch</li> <li>• Spring mounted compressors with suction and discharge vibration eliminators</li> <li>• Crankcase heater</li> <li>• Fixed high and adjustable low pressure switches</li> <li>• Sight glass &amp; permanent liquid-line filter</li> <li>• ServiceMate™ Diagnostic Module</li> </ul>	<b>intelliGen™ / Beacon II™</b> <ul style="list-style-type: none"> <li>• Outdoor Unit with hood</li> <li>• Manual pump-down switch</li> <li>• Spring mounted compressors with suction and discharge vibration eliminators</li> <li>• Crankcase heater</li> <li>• Head pressure control valve</li> <li>• Wired for intelliGen™ / Beacon II™. intelliGen™ / Beacon II™ fan cycling for two fan units only</li> <li>• Fixed high and adjustable low pressure switches</li> <li>• Sight glass &amp; permanent liquid-line filter</li> </ul>
<b>Need to customize?</b> Look at the factory-installed options starting on page 138.		

Outdoor (T)		Indoor (N)		intelliGen™ / Beacon II™		Voltage	Cabinet	Notes
Bohn Model	List Price (\$US)	Bohn Model	List Price (\$US)	Bohn Model	List Price (\$US)			
<b>Medium Temperature (R-404A/507, R-407A/R-407F, R-407C, and R-448A/R-449A)</b>								
BBT0551M6C	26,080	BBN0551M6C	25,585	BBS0551M6C	27,503	208-230/3/60	2 Fan	-
BBT0551M6D	27,384	BBN0551M6D	26,864	BBS0551M6D	28,879	460/3/60	2 Fan	-
BBT0551M6E	27,932	BBN0551M6E	27,400	BBS0551M6E	29,455	575/3/60	2 Fan	-
BBT0751M6C	29,326	BBN0751M6C	28,768	BBS0751M6C	30,925	208-230/3/60	2 Fan	-
BBT0751M6D	30,792	BBN0751M6D	30,208	BBS0751M6D	32,472	460/3/60	2 Fan	-
BBT0751M6E	31,407	BBN0751M6E	30,809	BBS0751M6E	33,121	575/3/60	2 Fan	-
BBT0901M6C	34,754	BBN0901M6C	34,093	BBS0901M6C	36,648	208-230/3/60	2 Fan Large	-
BBT0901M6D	36,491	BBN0901M6D	35,798	BBS0901M6D	38,483	460/3/60	2 Fan Large	-
BBT0901M6E	37,220	BBN0901M6E	36,514	BBS0901M6E	39,251	575/3/60	2 Fan Large	-
BBT1001M6C	35,423	BBN1001M6C	34,751	BBS1001M6C	37,357	208-230/3/60	2 Fan Large	-
BBT1001M6D	37,194	BBN1001M6D	36,487	BBS1001M6D	39,224	460/3/60	2 Fan Large	-
BBT1001M6E	37,939	BBN1001M6E	37,218	BBS1001M6E	40,010	575/3/60	2 Fan Large	-
<b>Low Temperature (R-404A/507, R-407A/R-407F, R-407C, and R-448A/R-449A)</b>								
BBT0401L6C	24,418	BBN0401L6C	23,979	BBS0401L6C	25,490	208-230/3/60	1 Fan	-
BBT0401L6D	25,371	BBN0401L6D	24,915	BBS0401L6D	26,484	460/3/60	1 Fan	-
BBT0401L6E	25,884	BBN0401L6E	25,418	BBS0401L6E	27,019	575/3/60	1 Fan	-
BBT0551L6C	25,657	BBN0551L6C	25,197	BBS0551L6C	26,784	208-230/3/60	1 Fan	-
BBT0551L6D	26,658	BBN0551L6D	26,177	BBS0551L6D	27,828	460/3/60	1 Fan	-
BBT0551L6E	27,199	BBN0551L6E	26,708	BBS0551L6E	28,390	575/3/60	1 Fan	-
BBT0601L6C	30,785	BBN0601L6C	30,230	BBS0601L6C	32,135	208-230/3/60	2 Fan	-
BBT0601L6D	31,985	BBN0601L6D	31,409	BBS0601L6D	33,389	460/3/60	2 Fan	-
BBT0601L6E	32,631	BBN0601L6E	32,046	BBS0601L6E	34,063	575/3/60	2 Fan	-
BBT0611L6C	31,527	BBN0611L6C	30,960	BBS0611L6C	32,909	208-230/3/60	2 Fan	-
BBT0611L6D	32,756	BBN0611L6D	32,168	BBS0611L6D	34,194	460/3/60	2 Fan	-
BBT0611L6E	33,419	BBN0611L6E	32,817	BBS0611L6E	34,884	575/3/60	2 Fan	-
BBT0751L6C	32,878	BBN0751L6C	32,287	BBS0751L6C	34,320	208-230/3/60	2 Fan	-
BBT0751L6D	34,161	BBN0751L6D	33,544	BBS0751L6D	35,658	460/3/60	2 Fan	-

Section 2

## 4 - 13 HP Horizontal Air Discharge

## Configurable Models Pricing

Outdoor (T)		Indoor (N)		intelliGen™ / Beacon II™		Voltage	Cabinet	Notes
Bohn Model	List Price (\$US)	Bohn Model	List Price (\$US)	Bohn Model	List Price (\$US)			
BBT0751L6E	34,852	BBN0751L6E	34,224	BBS0751L6E	36,380	575/3/60	2 Fan	-
BBT1001L6C	37,559	BBN1001L6C	36,882	BBS1001L6C	39,206	208-230/3/60	2 Fan	-
BBT1001L6D	39,023	BBN1001L6D	38,321	BBS1001L6D	40,737	460/3/60	2 Fan	-
BBT1001L6E	39,811	BBN1001L6E	39,096	BBS1001L6E	41,559	575/3/60	2 Fan	-
BBT1201L6C	38,341	BBN1201L6C	37,649	BBS1201L6C	40,022	208-230/3/60	2 Fan Large	-
BBT1201L6D	39,835	BBN1201L6D	39,117	BBS1201L6D	41,583	460/3/60	2 Fan Large	-
BBT1201L6E	40,639	BBN1201L6E	39,909	BBS1201L6E	42,423	575/3/60	2 Fan Large	-
BBT1301L6C	40,056	BBN1301L6C	39,335	BBS1301L6C	41,812	208-230/3/60	2 Fan Large	-
BBT1301L6D	41,618	BBN1301L6D	40,868	BBS1301L6D	43,444	460/3/60	2 Fan Large	-
BBT1301L6E	42,459	BBN1301L6E	41,695	BBS1301L6E	44,322	575/3/60	2 Fan Large	-

## 4 - 13 HP Horizontal Air Discharge

## Factory-Installed Options

## Need Factory-Installed Options?

- Make sure you have selected a configurable model. When ordering, remember to specify the option codes and list price adders for each selected option.
- Can't Find Something? Other options and accessories might be available on a custom order basis. Please contact your local Sales Representative or Account Engineer for assistance.

Option Code	Description	Models Used On	Notes	List Price Adder (\$US)		
				Outdoor (T)	Indoor (N)	intelliGen™ / Beacon II™
<b>Electrical Options</b>						
DFT.001	Defrost Timer - Air	All M6	Medium temperature applications only.	602	602	-
SW.007	Adjustable high pressure switch w/ manual reset & adjustable low pressure switch	All	-	424	424	424
SW.002	Dual pressure control with adjustable high & low pressure settings	All	Standard heated and insulated receiver kit option can't be used with this option. Contact factory	166	166	-
FSD.001-3	Mounted fused disconnect	1 Fan (230V)	-	1,140	-	1,140
FSD.001-4	Mounted fused disconnect	1 Fan (460V)	-	2,960	-	2,960
FSD.001-5	Mounted fused disconnect	2 Fan (230V)	-	2,002	-	2,002
FSD.001-6	Mounted fused disconnect	2 Fan (460V)	Not suitable for 2 Fan Large (460V) Units (901M6 - 1001M6, 1201L6 - 1301L6)	4,016	-	4,016
FSD.001-7	Mounted fused disconnect	2 Fan Large (230V)	-	2,753	-	2,753
FSD.001-8	Mounted fused disconnect	2 Fan Large (460V)	-	3,771	-	3,771
PLM.001	Phase Loss Monitor	All	-	1,235	1,235	1,235
FCY.002-1	Fan Cycling - Temperature & Pressure	1 Fan	-	428	-	Press. Std.
FCY.014	Fan Cycling - Temperature & Pressure	2 Fan	-	594	-	Press. Std.
FCY.002-2	Fan Cycling - Temperature & Pressure	2 Fan Large	-	594	-	Press. Std.
ELC.007-1	Circuit Breakers (Compressor, Control & Fan)	2 Fan Large - 230V	-	2,570	2,570	-
ELC.007-2	Circuit Breakers (Compressor, Control & Fan)	2 Fan Large - 460V	-	3,903	3,903	-
CFS.001	Compressor Fusing	2 Fan Large	-	443	443	443
ELC.008-2	NEMA Contactors	2 Fan Large - 230V	-	2,349	2,349	-
ELC.008-1	NEMA Contactors	2 Fan Large - 460V	-	1,363	1,363	-
MS.001-1	Variable Speed EC Motor with Orbus Controller	1 Fan (208-230/3/60)	-	1,271	-	N/A
MS.001-2	Variable Speed EC Motor with Orbus Controller	2 Fan (208-230/3/60)	Not suitable for 2 Fan Large (230V) Units (901M6 - 1001M6, 1201L6 - 1301L6)	2,065	-	2,065
MS.001-3	Variable Speed EC Motor with Orbus Controller	2 Fan Large (230V)	-	N/A	-	N/A
MS.001-4	Variable Speed EC Motor with Orbus Controller	1 Fan (460V)	-	2,960	-	2,960
MS.001-5	Variable Speed EC Motor with Orbus Controller	2 Fan (460V)	Not suitable for 2 Fan Large (460V) Units (901M6 - 1001M6, 1201L6 - 1301L6)	4,016	-	4,016
MS.001-6	Variable Speed EC Motor with Orbus Controller	2 Fan Large (460V)	-	N/A	-	N/A

## Regulation Requires Variable Speed Fan Motors!

## California Energy Commission Title 24, Section 126

Effective 01/01/2010, refrigerated warehouses with a total cold storage and frozen storage area exceeding 3,000 square feet require:

1. All condenser fans for air-cooled condensers/condensing units shall be continuously variable speed and the condensing temperature or pressure control system shall control the speed of all condenser fans serving a common condenser loop in unison. The minimum condensing temperature set point shall be less than or equal to 70 degrees Fahrenheit or reset in response to ambient dry bulb temperature or refrigeration system load.
2. All single phase condenser/condensing unit fan motors less than 1 horsepower and less than 460 volts shall be either permanent split capacitor or electronically commutated.

## 4 - 13 HP Horizontal Air Discharge

## Factory-Installed Options

### Need Factory-Installed Options?

- Make sure you have selected a configurable model. When ordering, remember to specify the option codes and list price adders for each selected option.
- Can't Find Something? Other options and accessories might be available on a custom order basis. Please contact your local Sales Representative or Account Engineer for assistance.

Option Code	Description	Models Used On	Notes	List Price Adder (\$US)		
				Outdoor (T)	Indoor (N)	intelliGen™ / Beacon II™
<b>Mechanical Options</b>						
LIQ.003	Replaceable core liquid-line filter drier & sight glass	All	-	509	509	509
LIQ.002-1	Liquid-line solenoid valve	1 Fan	Not recommended on applications with line runs more than 25 feet.	667	667	-
LIQ.002-2	Liquid-line solenoid valve	2 Fan	Not recommended on applications with line runs more than 25 feet.	748	748	-
LIQ.002-3	Liquid-line solenoid valve	2 Fan Large	Not recommended on applications with line runs more than 25 feet.	1,025	1,025	-
SUC.003-1	Suction-line filter	1 Fan	-	509	509	509
SUC.003-2	Suction-line filter	2 Fan	-	865	865	865
SUC.003-3	Suction-line filter	2 Fan Large	-	1,382	1,382	1,382
SUC.005-1	Replaceable core suction-line filter	1 Fan	-	979	979	979
SUC.005-2	Replaceable core suction-line filter	2 Fan	-	1,336	1,336	1,336
SUC.005-3	Replaceable core suction-line filter	2 Fan Large	-	1,808	1,808	1,808
SUC.007-1	Suction accumulator	1 Fan	-	783	783	783
SUC.007-2	Suction accumulator	2 Fan	-	1,218	1,218	1,218
SUC.007-3	Suction accumulator	2 Fan Large	-	2,951	2,951	2,951
DIS.004-1	Head pressure control valve - 180psi fixed	1 & 2 Fan	-	Standard	382	Standard
DIS.004-2	Head pressure control valve - adjustable	2 Fan Large	-	Standard	1,297	Standard
DIS.001-1	Oil separator with discharge line check valve	1 Fan	-	1,417	1,417	1,417
DIS.001-2	Oil separator with discharge line check valve	2 Fan	-	1,497	1,497	1,497
DIS.001-3	Oil separator with discharge line check valve	2 Fan Large	-	1,771	1,771	1,771
UNL.001	Compressor Unloading (One Step)	All	-	2,444	2,444	-
REC.010-3	Oversized receiver	1 Fan	See technical bulletin for volumes	1,335	1,335	1,335
REC.010-2	Oversized receiver	2 Fan	See technical bulletin for volumes	664	664	664
REC.010-1	Oversized receiver	2 Fan Large	See technical bulletin for Volumes	410	410	410
LOW.001-1	Heated & Insulated reciever with low pressure cut-out time delay	1 & 2 Fan	-	857	-	857
LOW.001-2	Heated & Insulated reciever with low pressure cut-out time delay	2 Fan Large	-	1,145	-	1,145
LVR.001-1	Louvered guard for snowbelt regions	1 Fan	-	1,297	-	1,297
LVR.001-2	Louvered guard for snowbelt regions	2 Fan	-	1,477	-	1,477
<b>Coil Options</b>						
CS.PRO-1	BohnGuard™ condenser fin protection	1 Fan	-	1,330	1,330	1,330
CS.PRO-2	BohnGuard™ condenser fin protection	2 Fan	-	1,838	1,838	1,838
CS.PRO-3	BohnGuard™ condenser fin protection	2 Fan Large	-	2,582	2,582	2,582
CS.CPR-1	Copper condenser fins	1 Fan	-	Call Factory	Call Factory	Call Factory
CS.CPR-2	Copper condenser fins	2 Fan	-	Call Factory	Call Factory	Call Factory
CS.CPR-3	Copper condenser fins	2 Fan Large	-	Call Factory	Call Factory	Call Factory
CS.ELEC-1	ElectroFin coil coating	1 Fan	-	Call Factory	Call Factory	Call Factory
CS.ELEC-2	ElectroFin coil coating	2 Fan	-	Call Factory	Call Factory	Call Factory
CS.ELEC-3	ElectroFin coil coating	2 Fan Large	-	Call Factory	Call Factory	Call Factory
CS.BRZ-1	Bronz-Glow coil coating	1 Fan	-	Call Factory	Call Factory	Call Factory
CS.BRZ-2	Bronz-Glow coil coating	2 Fan	-	Call Factory	Call Factory	Call Factory
CS.BRZ-3	Bronz-Glow coil coating	2 Fan Large	-	Call Factory	Call Factory	Call Factory

## 4 - 13 HP Horizontal Air Discharge Factory-Installed Electric Defrost Options

## Need an electric defrost kit?

- Make sure you have selected a configurable model. When ordering, remember to specify the option codes and list price adders for each selected option.
- Electric defrost kits and components are available to be factory mounted in the electrical box of indoor or outdoor condensing units used in medium/low temp applications with electric defrost evaporators.

## Selecting the proper kit is as easy as ...

**1** Add up the total fan motor amps and electric heater amps for all evaporators in the refrigeration system.

**2** For the selected condensing unit, contact your local Sales Representative or Account Engineer to find out the rated defrost power amps for both the fan motor amps and electric heater amps. The condensing unit data plate ratings are based on the actual system match.

**3** Your local Sales Representative or Account Engineer will help you select the proper electric defrost kit and components.

## Definitions

**Electric Defrost Timer**

Initiates and terminates defrost cycles based on a predetermined time schedule.

**Lockout Relay**

Prevents the electric defrost heaters from energizing when the compressor is in operation.

**Evaporator Hold Out Relay**

Allows each evaporator to individually terminate defrost on temperature when multiple evaporators are used in a single system.

**Fan Contactor**

Carries amperage load for evaporator fan motors.

**Heater Contactor**

Carries amperage load for evaporator electric defrost heaters.

**InterLink™ Smart Defrost Kit™ (SDK)**

The InterLink™ SDK is a revolutionary product that is designed to be used on any electric defrost walk-in freezer system with an electro-mechanical defrost timer set for three or more scheduled defrosts per day. The InterLink™ SDK accurately estimates frost accumulation on the evaporator coil and decides if it can skip the preprogrammed defrost period that is set on the defrost timer. This helps eliminate unneeded defrost cycles, saving energy and increasing product integrity

Option Code	Description	Models Used On	Notes	List Price Adder (\$US)	
				Outdoor (T)	Indoor (N)
DFT.KIT	Electric Defrost Kit	All	Includes (1) electric defrost timer, (1) heater contactor (48 amp maximum heater load), (1) fan contactor, terminal strip, and fusing	N/A	2,037
DFT.CHR	Additional Heater Contactor and hold out relay	All	48 amp maximum heater load per heater contactor. Can only have a maximum of 2 heater contactors per unit.	736	736
SDK.001	InterLink™ Smart Defrost Kit™	All	Can not be used alone. Must also select a electric defrost timer or electric defrost kit.	930	930



## 4 - 13 HP Horizontal Air Discharge

## Shipped-Loose Accessories

A wide range of shipped-loose accessories are available to order. Can't Find Something? Other options and accessories might be available on a custom order basis. Please contact your local Sales Representative or Account Engineer for assistance.

Part Number	Description	Models Used On	Notes	List Price (\$US)
<b>Mechanical Options</b>				
50053301	8" Extended Legs	1 Fan & 2 Fan	-	470
59894901	12" Extended Legs	2 Fan Large	-	546
59898801	Hail Guards	1 Fan	-	501
59898901	Hail Guards	2 Fan	-	566
59896801	Hail Guards	2 Fan Large	-	635


### Crankcase Pressure Regulator (CPR) Valves

A selection program must be used to pick the proper valve. The selection program requires the following inputs: system capacity, suction temperature, and maximum holding temperature. Not available for use on IntelliGen(TM) / Beacon II (TM). Should not be used with MOP type expansion valves in unit coolers. Please contact your local Sales Representative or Account Engineer for assistance.

Size	Part Number	List Price (\$US)
5/8"	2930142	328
7/8"	29346101	450
1 1/8"	29399012	662
1 3/8"	29394306	2,522
1 5/8"	4262Q	2,832

## 12 - 40 HP Vertical Air Discharge

## Overview



### Product Description

The 12-40 HP vertical condensing units are designed to meet the needs of a demanding commercial and industrial refrigeration market. The product is configured to be flexible in its design and construction to allow it to respond to the requirements of refrigeration contractors, consulting engineers and facility owners/operators. The Floating Tube™ coil design incorporated in the product provides reliability against tube sheet leaks.

Opting for IntelliGen™ / Beacon II™ Refrigeration System with Smart Defrost, factory mounted Smart Defrost Kit (TM), or Variable Speed EC (VSEC) Motor with Orbus (TM) Controller increase energy efficiency of the refrigeration system.

### Certifications



### Nomenclature

B	D	V	S	1501	H	6	C
Model	Compressor	Style	IntelliGen™	Equiv. HP	Operating Range	Refrigerant	Voltage
<b>B</b> = Bohn	<b>D</b> = Discus® <b>L</b> = Limitizer	<b>V</b> = Vertical	<b>S</b> = IntelliGen™/Beacon II™  <b>No "S"</b> = non - IntelliGen™/Beacon II™	<b>1200/1201</b> = 12 HP <b>1500/1501</b> = 15 HP <b>2000/2001</b> = 20 HP <b>2200/2201</b> = 22 HP <b>2500/2501</b> = 25 HP <b>2600</b> = 25 HP <b>2700/2701</b> = 27 HP <b>3000/3001</b> = 30 HP <b>3500/3501</b> = 35 HP <b>1500/1501</b> = 15 HP	<b>H</b> = High <b>L</b> = Low <b>M</b> = Medium	<b>6</b> = R-404A/ R-507A, R-407A/F, R-407C, R-448A/ R-449A	<b>C</b> = 208-230/3/60 (200-220/3/50) <b>D</b> = 460/3/60 (380-420/3/50) <b>K</b> = 230/3/60 (220/3/50) <b>E</b> = 575/3/60

### Cabinet & Construction

- All units feature the Floating Tube™ coil which eliminates tube sheet leaks
- Painted steel cabinet for superior strength and corrosion resistance

### Serviceability

- Manual pumpdown switch on all units
- Convenient access panels to easily service internal components
- Large electrical panel to facilitate ease of access

### Quality

- Sight Glass is easily viewable
- Fixed high and adjustable low pressure switch
- Refrigeration duty, rifled copper condenser tubing
- Piping is laid out to minimize stress and vibration and is pre-bent to eliminate braze joints where possible to reduce leak potential
- All joints are sweat type connections, no mechanical joints to leak
- Separate subcooling circuit in condenser for added capacity and vapor free liquid
- Pressure relief valve on receiver
- ServiceMate™ diagnostic module standard on all non-Beacon™ condensing units

### Components

#### Compressor

- Spring-mounted compressors with suction and discharge eliminators
- Receivers are sized for sufficient pumpdown capacity with inlet and outlet service valves.

#### Other

- Sight glass and permanent liquid line filter

#### Motors

- Available with Variable Speed EC Motors

## 12 - 40 HP Vertical Air Discharge

## Configurable Models Pricing

Configurable Models	
<p><b>Outdoor</b></p> <ul style="list-style-type: none"> <li>• Prepainted galvanized cabinet with easily removable service panels</li> <li>• Condenser built with rifled tubing and a separate subcooler coil for extra performance</li> <li>• Adjustable flooded head pressure valves on all models</li> <li>• Liquid line with drier, sight glass, and shut-off valve</li> <li>• Electronic oil safety control</li> <li>• Spring mounted compressors with suction and discharge vibration eliminators</li> <li>• Large electrical panel, including compressor contactor and pump-down switch</li> <li>• Fixed high pressure control and separate adjustable low pressure control with flexible braided hose</li> <li>• ServiceMate™ Diagnostic Module</li> </ul>	<p><b>intelliGen™ / Beacon II™</b></p> <ul style="list-style-type: none"> <li>• Prepainted galvanized cabinet with easily removable service panels</li> <li>• Condenser built with rifled tubing and a separate subcooler coil for extra performance</li> <li>• Adjustable flooded head pressure valves on all models</li> <li>• Liquid line with drier, sight glass, and shut-off valve</li> <li>• Electronic oil safety control</li> <li>• Spring mounted compressors with suction and discharge vibration eliminators</li> <li>• Large electrical panel, including compressor contactor and pump-down switch</li> <li>• Fixed high pressure control and separate adjustable low pressure control with flexible braided hose</li> <li>• Wired for intelliGen™ / Beacon II™ control with fan cycling.</li> </ul>
<p><b>Need to customize?</b> Look at the factory-installed options starting on page 146.</p>	

Outdoor		intelliGen™ / Beacon II™		Voltage	Model Type	Notes
Bohn Model	List Price (\$US)	Bohn Model	List Price (\$US)			
<b>Standard Models: Medium Temperature (R-404A/507, R-407A/R-407F, R-407C, and R-448A/R-449A)</b>						
BLV1500M6C	41,017	BDVS1500M6C	44,035	208-230/3/60	Standard	-
BLV1500M6D	41,828	BDVS1500M6D	44,844	460/3/60	Standard	-
BLV1500M6E	42,663	BDVS1500M6E	45,740	575/3/60	Standard	-
BLV2000M6C	45,642	BDVS2000M6C	48,658	208-230/3/60	Standard	-
BLV2000M6D	46,453	BDVS2000M6D	49,470	460/3/60	Standard	-
BLV2000M6E	47,382	BDVS2000M6E	50,458	575/3/60	Standard	-
BLV2500M6C	54,457	BDVS2500M6C	57,476	208-230/3/60	Standard	-
BLV2500M6D	55,266	BDVS2500M6D	58,285	460/3/60	Standard	-
BLV2500M6E	56,371	BDVS2500M6E	59,450	575/3/60	Standard	-
BLV2600M6C	61,163	BDVS2600M6C	64,179	208-230/3/60	Standard	-
BLV2600M6D	61,972	BDVS2600M6D	64,995	460/3/60	Standard	-
BLV2600M6E	63,213	BDVS2600M6E	66,293	575/3/60	Standard	-
BLV3000M6C	63,869	BDVS3000M6C	66,888	208-230/3/60	Standard	-
BLV3000M6D	64,680	BDVS3000M6D	67,697	460/3/60	Standard	-
BLV3000M6E	65,974	BDVS3000M6E	69,049	575/3/60	Standard	-
BLV3500M6C	72,295	BDVS3500M6C	75,675	208-230/3/60	Standard	-
BLV3500M6D	72,961	BDVS3500M6D	76,344	460/3/60	Standard	-
BLV3500M6E	74,423	BDVS3500M6E	77,870	575/3/60	Standard	-
BLV4000M6D	80,850	BDVS4000M6D	84,226	460/3/60	Standard	-
BLV4000M6K	79,762	BDVS4000M6K	83,142	230/3/60	Standard	-
BLV4000M6E	82,465	BDVS4000M6E	85,911	575/3/60	Standard	-
<b>Standard Models: Low Temperature (R-404A/507, R-407A/R-407F, R-407C, and R-448A/R-449A)</b>						
BLV1200L6C	42,059	BDVS1200L6C	45,073	208-230/3/60	Standard	See Note 2
BLV1200L6D	42,874	BDVS1200L6D	45,890	460/3/60	Standard	See Note 2
BLV1200L6E	43,729	BDVS1200L6E	46,809	575/3/60	Standard	See Note 2

**Notes:**

1. High Efficiency Models come with an oversized condenser.
2. For R-407A/R-407F, R407C, and R-448A/R-449A low temperature operation, add Demand Cooling Kit.

## 12 - 40 HP Vertical Air Discharge

## Configurable Models Pricing

Outdoor		intelliGen™ / Beacon II™		Voltage	Model Type	Notes
Bohn Model	List Price (\$US)	Bohn Model	List Price (\$US)			
BLV1500L6C	44,028	BDVS1500L6C	47,043	208-230/3/60	Standard	See Note 2
BLV1500L6D	44,838	BDVS1500L6D	47,855	460/3/60	Standard	See Note 2
BLV1500L6E	45,736	BDVS1500L6E	48,813	575/3/60	Standard	See Note 2
BLV2200L6C	51,670	BDVS2200L6C	54,690	208-230/3/60	Standard	See Note 2
BLV2200L6D	52,483	BDVS2200L6D	55,499	460/3/60	Standard	See Note 2
BLV2200L6E	53,531	BDVS2200L6E	56,608	575/3/60	Standard	See Note 2
BLV2700L6C	59,388	BDVS2700L6C	62,403	208-230/3/60	Standard	See Note 2
BLV2700L6D	60,198	BDVS2700L6D	63,215	460/3/60	Standard	See Note 2
BLV2700L6E	61,402	BDVS2700L6E	64,479	575/3/60	Standard	See Note 2
BLV3000L6C	65,896	BDVS3000L6C	68,911	208-230/3/60	Standard	See Note 2
BLV3000L6D	66,705	BDVS3000L6D	69,722	460/3/60	Standard	See Note 2
BLV3000L6E	68,041	BDVS3000L6E	71,117	575/3/60	Standard	See Note 2
<b>High Efficiency Models: High Temperature (R-404A/507, R-407A/R-407F, R-407C, and R-448A/R-449A)</b>						
BLV1501H6C	45,363	BDVS1501H6C	48,382	208-230/3/60	High Efficiency	See Note 1
BLV1501H6D	46,175	BDVS1501H6D	49,191	460/3/60	High Efficiency	See Note 1
BLV1501H6E	47,100	BDVS1501H6E	50,178	575/3/60	High Efficiency	See Note 1
BLV2001H6C	47,824	BDVS2001H6C	50,842	208-230/3/60	High Efficiency	See Note 1
BLV2001H6D	48,637	BDVS2001H6D	51,651	460/3/60	High Efficiency	See Note 1
BLV2001H6E	49,611	BDVS2001H6E	52,684	575/3/60	High Efficiency	See Note 1
BLV2501H6C	67,391	BDVS2501H6C	70,771	208-230/3/60	High Efficiency	See Note 1
BLV2501H6D	68,278	BDVS2501H6D	71,656	460/3/60	High Efficiency	See Note 1
BLV2501H6E	69,641	BDVS2501H6E	73,090	575/3/60	High Efficiency	See Note 1
BLV3001H6C	70,330	BDVS3001H6C	73,713	208-230/3/60	High Efficiency	See Note 1
BLV3001H6D	71,143	BDVS3001H6D	74,521	460/3/60	High Efficiency	See Note 1
BLV3001H6E	72,565	BDVS3001H6E	76,012	575/3/60	High Efficiency	See Note 1
BLV3501H6C	87,941	BDVS3501H6C	91,638	208-230/3/60	High Efficiency	See Note 1
BLV3501H6D	88,751	BDVS3501H6D	92,451	460/3/60	High Efficiency	See Note 1
BLV3501H6E	90,527	BDVS3501H6E	94,301	575/3/60	High Efficiency	See Note 1
BLV4001H6D	89,737	BDVS4001H6D	93,436	460/3/60	High Efficiency	See Note 1
BLV4001H6E	91,531	BDVS4001H6E	95,307	575/3/60	High Efficiency	See Note 1
BLV4001H6K	88,909	BDVS4001H6K	92,601	575/3/60'	High Efficiency	See Note 1
<b>High Efficiency Models: Low Temperature (R-404A/507, R-407A/R-407F, R407C, and R-448A/R-449A)</b>						
BLV1201L6C	43,898	BDVS1201L6C	46,916	208-230/3/60	High Efficiency	See Note 1, 2
BLV1201L6D	44,712	BDVS1201L6D	47,730	460/3/60	High Efficiency	See Note 1, 2
BLV1201L6E	45,606	BDVS1201L6E	48,685	575/3/60	High Efficiency	See Note 1, 2
BLV1501L6C	47,169	BDVS1501L6C	50,188	208-230/3/60	High Efficiency	See Note 1, 2
BLV1501L6D	47,981	BDVS1501L6D	50,994	460/3/60	High Efficiency	See Note 1, 2
BLV1501L6E	48,938	BDVS1501L6E	52,012	575/3/60	High Efficiency	See Note 1, 2
BLV2201L6C	54,913	BDVS2201L6C	57,929	208-230/3/60	High Efficiency	See Note 1, 2
BLV2201L6D	55,726	BDVS2201L6D	58,743	460/3/60	High Efficiency	See Note 1, 2
BLV2201L6E	56,840	BDVS2201L6E	59,920	575/3/60	High Efficiency	See Note 1, 2

**Notes:**

1. High Efficiency Models come with an oversized condenser.
2. For R-407A/R-407F, R407C, and R-448A/R-449A low temperature operation, add Demand Cooling Kit.

## 12 - 40 HP Vertical Air Discharge

## Configurable Models Pricing

Outdoor		intelliGen™ / Beacon II™		Voltage	Model Type	Notes
Bohn Model	List Price (\$US)	Bohn Model	List Price (\$US)			
BLV2701L6C	66,014	BDVS2701L6C	69,394	208-230/3/60	High Efficiency	See Note 1, 2
BLV2701L6D	66,823	BDVS2701L6D	70,203	460/3/60	High Efficiency	See Note 1, 2
BLV2701L6E	68,160	BDVS2701L6E	71,605	575/3/60	High Efficiency	See Note 1, 2
BLV3001L6C	69,681	BDVS3001L6C	73,059	208-230/3/60	High Efficiency	See Note 1, 2
BLV3001L6D	70,492	BDVS3001L6D	73,867	460/3/60	High Efficiency	See Note 1, 2
BLV3001L6E	71,904	BDVS3001L6E	75,348	575/3/60	High Efficiency	See Note 1, 2
BLV1201L6C	43,898	BDVS1201L6C	46,916	208-230/3/60	High Efficiency	See Note 1, 2
BLV1201L6D	44,712	BDVS1201L6D	47,730	460/3/60	High Efficiency	See Note 1, 2
BLV1201L6E	45,606	BDVS1201L6E	48,685	575/3/60	High Efficiency	See Note 1, 2
BLV1501L6C	47,169	BDVS1501L6C	50,188	208-230/3/60	High Efficiency	See Note 1, 2
BLV1501L6D	47,981	BDVS1501L6D	50,994	460/3/60	High Efficiency	See Note 1, 2
BLV1501L6E	48,938	BDVS1501L6E	52,012	575/3/60	High Efficiency	See Note 1, 2
BLV2201L6C	54,913	BDVS2201L6C	57,929	208-230/3/60	High Efficiency	See Note 1, 2
BLV2201L6D	55,726	BDVS2201L6D	58,743	460/3/60	High Efficiency	See Note 1, 2
BLV2201L6E	56,840	BDVS2201L6E	59,920	575/3/60	High Efficiency	See Note 1, 2
BLV2701L6C	66,014	BDVS2701L6C	69,394	208-230/3/60	High Efficiency	See Note 1, 2
BLV2701L6D	66,823	BDVS2701L6D	70,203	460/3/60	High Efficiency	See Note 1, 2
BLV2701L6E	68,160	BDVS2701L6E	71,605	575/3/60	High Efficiency	See Note 1, 2
BLV3001L6C	69,681	BDVS3001L6C	73,059	208-230/3/60	High Efficiency	See Note 1, 2
BLV3001L6D	70,492	BDVS3001L6D	73,867	460/3/60	High Efficiency	See Note 1, 2
BLV3001L6E	71,904	BDVS3001L6E	75,348	575/3/60	High Efficiency	See Note 1, 2

**Notes:**

1. High Efficiency Models come with an oversized condenser.
2. For R-407A/R-407F, R407C, and R-448A/R-449A low temperature operation, add Demand Cooling Kit.

## 12 - 40 HP Vertical Air Discharge

## Factory-Installed Options

### Need Factory-Installed Options?

- Make sure you have selected a configurable model. When ordering, remember to specify the option codes and list price adders for each selected option.
- Can't Find Something? Other options and accessories might be available on a custom order basis. Please contact your local Sales Representative or Account Engineer for assistance.

Option Code	Description	Models Used On	Notes	List Price Adder (\$US)	
				Outdoor	intelliGen™ / Beacon II™
<b>Electrical Options</b>					
DFT.001	Defrost Timer - Air	All	Medium temperature applications only.	602	-
FCY.001-1	Fan Cycling - Temperature	1200-3000 Standard Models 1201-2201 High Efficiency Models	Fan closest to the header is not cycled.	1,912	-
FCY.001-2	Fan Cycling - Temperature	3500-4000 Standard Models 2501-3001 High Efficiency Models	Fan closest to the header is not cycled.	2,277	-
FCY.001-3	Fan Cycling - Temperature	3501-4001 High Efficiency Models	Fan closest to the header is not cycled.	2,596	-
FCY.002-1	Fan Cycling - Pressure	1200-3000 Standard Models 1201-2201 High Efficiency Models	Fan closest to the header is not cycled.	1,912	Standard
FCY.002-2	Fan Cycling - Pressure	3500-4000 Standard Models 2501-3001 High Efficiency Models	Fan closest to the header is not cycled.	2,277	Standard
FCY.002-3	Fan Cycling - Pressure	3501-4001 High Efficiency Models	Fan closest to the header is not cycled.	2,596	Standard
FSD.001-1	Fused Disconnect	1200-2701 (230V)	-	1,818	1,818
FSD.001-2	Fused Disconnect	1200-2701 (460V)	-	2,651	2,651
FSD.001-3	Fused Disconnect	3000-4001 (460V)	-	3,860	3,860
NFD.008-1	Non-Fused Disconnect	1200-2701 (230V)	-	1,707	1,707
NFD.008-2	Non-Fused Disconnect	1200-2701 (460V)	-	2,457	2,457
NFD.008-3	Non-Fused Disconnect	3000-4001 (460V)	-	3,595	3,595
CBK.002-2	Compressor Circuit Breaker	230V	-	2,822	2,822
CBK.002-1	Compressor Circuit Breaker	460V	-	1,311	1,311
PLM.00X	Phase Loss Monitor	230V & 460V	-	1,235	1,235
TDR.002	Anti-short Cycling Timer	All	-	713	713
HPS.001	Manual Reset High Pressure Switch	All	-	341	341
MS.0012D	Variable Speed EC Motor with proportional pressure controller	1500-2500M6 Standard Models (230V & 460V) 1200-2700L6 Standard Models (230V & 460V) 1201L6-2201L6 High Efficiency Models (230V & 460V)	-	16,816	16,816

### Regulation Requires Variable Speed Fan Motors!

#### California Energy Commission Title 24, Section 126

Effective 01/01/2010, refrigerated warehouses with a total cold storage and frozen storage area exceeding 3,000 square feet require:

1. All condenser fans for air-cooled condensers/condensing units shall be continuously variable speed and the condensing temperature or pressure control system shall control the speed of all condenser fans serving a common condenser loop in unison. The minimum condensing temperature set point shall be less than or equal to 70 degrees Fahrenheit or reset in response to ambient dry bulb temperature or refrigeration system load.
2. All single phase condenser/condensing unit fan motors less than 1 horsepower and less than 460 volts shall be either permanent split capacitor or electronically commutated.

## 12 - 40 HP Vertical Air Discharge

## Factory-Installed Options

### Need Factory-Installed Options?

- Make sure you have selected a configurable model. When ordering, remember to specify the option codes and list price adders for each selected option.
- Can't Find Something? Other options and accessories might be available on a custom order basis. Please contact your local Sales Representative or Account Engineer for assistance.

Option Code	Description	Models Used On	Notes	List Price Adder (\$US)	
				Outdoor	intelliGen™ / Beacon II™
MS.0012L	Variable Speed EC Motor with proportional pressure controller	1500-2500M6 Standard Models (230V & 460V) 1200-2700L6 Standard Models (230V & 460V) 1201L6-2201L6 High Efficiency Models (230V & 460V)	-	20,468	20,468
MS.0013L	Variable Speed EC Motor with proportional pressure controller	3500-4000M6 Standard Models (230V & 460V) 2501-3001H6 High Efficiency Models (230V & 460V)	-	29,536	29,536
MS.0014L	Variable Speed EC Motor with proportional pressure controller	3501-4001H6 High Efficiency Models (230V & 460V)	-	40,932	40,932
<b>Mechanical Options</b>					
LIQ.003-1	Replaceable core liquid-line filter drier & sight glass	1200-2201	-	509	509
LIQ.003-2	Replaceable core liquid-line filter drier & sight glass	2500-4001	-	748	748
LIQ.002-1	Liquid-line solenoid valve	1200-2201	Not recommended on applications with line runs more than 25 feet.	1,025	-
LIQ.002-2	Liquid-line solenoid valve	2500-4001	Not recommended on applications with line runs more than 25 feet.	1,099	-
SUC.003-1	Suction-line filter	1200-2001	-	1,382	1,382
SUC.003-2	Suction-line filter	2200-4001	-	1,770	1,770
SUC.005-1	Replaceable core suction-line filter	1200-2001	-	1,807	1,807
SUC.005-2	Replaceable core suction-line filter	2200-4001	-	1,888	1,888
SUC.007-1	Suction accumulator	1200-2001	-	2,951	2,951
SUC.007-2	Suction accumulator	2200-4001	-	3,387	3,387
DIS.001-1	Oil separator with discharge line check valve	1200-3001	-	1,770	1,770
DIS.001-2	Oil separator with discharge line check valve	3500-4001	-	2,991	2,991
MUF.001	Discharge muffler	All	-	501	501

### Regulation Requires Variable Speed Fan Motors!

#### California Energy Commission Title 24, Section 126

Effective 01/01/2010, refrigerated warehouses with a total cold storage and frozen storage area exceeding 3,000 square feet require:

1. All condenser fans for air-cooled condensers/condensing units shall be continuously variable speed and the condensing temperature or pressure control system shall control the speed of all condenser fans serving a common condenser loop in unison. The minimum condensing temperature set point shall be less than or equal to 70 degrees Fahrenheit or reset in response to ambient dry bulb temperature or refrigeration system load.
2. All single phase condenser/condensing unit fan motors less than 1 horsepower and less than 460 volts shall be either permanent split capacitor or electronically commutated.

## 12 - 40 HP Vertical Air Discharge

## Factory-Installed Options

### Need Factory-Installed Options?

- Make sure you have selected a configurable model. When ordering, remember to specify the option codes and list price adders for each selected option.
- Can't Find Something? Other options and accessories might be available on a custom order basis. Please contact your local Sales Representative or Account Engineer for assistance.

Option Code	Description	Models Used On	Notes	List Price Adder (\$US)	
				Outdoor	intelliGen™ / Beacon II™
DIS.002-1	Three way heat reclaim valve with check valve installed	1200-2000	-	1,828	1,828
DIS.002-2	Three way heat reclaim valve with check valve installed	2001-4001	-	2,677	2,677
UNL.001	Compressor Unloading - with pressure control for (1) cyl. Bank	All	-	1,815	-
DMD.001	Demand Cooling for low temperature R-407A/R-407F, R-407C, and R-448A/R-449A	1200-3001L6	-	2,561	2,561
REC.001-1	Low Ambient kit with heated and insulated receiver and time delay relay	1200-3001	-	2,795	2,795
REC.001-2	Low Ambient kit with heated and insulated receiver and time delay relay	3500-4001	-	3,672	3,672
<b>Coil Options</b>					
CS.PRO-1	BohnGuard™ condenser fin protection	1200-3000 Standard Models 1201-2201 High Efficiency Models	-	2,150	2,150
CS.PRO-2	BohnGuard™ condenser fin protection	2501-3001 High Efficiency Models	-	2,700	2,700
CS.PRO-3	BohnGuard™ condenser fin protection	3500-4000 Standard Models	-	2,753	2,753
CS.PRO-4	BohnGuard™ condenser fin protection	3501-4001 High Efficiency Models	-	3,860	3,860
CS.ELEC-1	ElectroFin coil coating	1200-3000 Standard Models 1201-2201 High Efficiency Models	-	Call Factory	Call Factory
CS.ELEC-2	ElectroFin coil coating	2501-3001 High Efficiency Models	-	Call Factory	Call Factory
CS.ELEC-3	ElectroFin coil coating	3500-4000 Standard Models	-	Call Factory	Call Factory
CS.ELEC-4	ElectroFin coil coating	3501-4001 High Efficiency Models	-	Call Factory	Call Factory
CS.CPR-1	Copper condenser fins	1200-3000 Standard Models 1201-2201 High Efficiency Models	-	Call Factory	Call Factory
CS.CPR-2	Copper condenser fins	2501-3001 High Efficiency Models	-	Call Factory	Call Factory
CS.CPR-3	Copper condenser fins	3500-4000 Standard Models	-	Call Factory	Call Factory
CS.CPR-4	Copper condenser fins	3501-4001 High Efficiency Models	-	Call Factory	Call Factory
CS.BRZ-1	Bronz-Glow coil coating	1200-3000 Standard Models 1201-2201 High Efficiency Models	-	Call Factory	Call Factory
CS.BRZ-2	Bronz-Glow coil coating	2501-3001 High Efficiency Models	-	Call Factory	Call Factory
CS.BRZ-3	Bronz-Glow coil coating	3500-4000 Standard Models	-	Call Factory	Call Factory
CS.BRZ-4	Bronz-Glow coil coating	3501-4001 High Efficiency Models	-	Call Factory	Call Factory

Section 2



## 12 - 40 HP Vertical Air Discharge Factory-Installed Electric Defrost Options

### Need an electric defrost kit?

- Make sure you have selected a configurable model. When ordering, remember to specify the option codes and list price adders for each selected option.
- Electric defrost kits and components are available to be factory mounted in the electrical box of indoor or outdoor condensing units used in medium/low temp applications with electric defrost evaporators.

### Selecting the proper kit is as easy as ...

# 1

Add up the total fan motor amps and electric heater amps for all evaporators in the refrigeration system.

# 2

For the selected condensing unit, contact your local Sales Representative or Account Engineer to find out the rated defrost power amps for both the fan motor amps and electric heater amps. The condensing unit data plate ratings are based on the actual system match.

# 3

Your local Sales Representative or Account Engineer will help you select the proper electric defrost kit and components.

### Definitions

#### Electric Defrost Timer

Initiates and terminates defrost cycles based on a predetermined time schedule.

#### Lockout Relay

Prevents the electric defrost heaters from energizing when the compressor is in operation.

#### Evaporator Hold Out Relay

Allows each evaporator to individually terminate defrost on temperature when multiple evaporators are used in a single system.

#### Fan Contactor

Carries amperage load for evaporator fan motors.

#### Heater Contactor

Carries amperage load for evaporator electric defrost heaters.

#### InterLink™ Smart Defrost Kit™ (SDK)

The InterLink™ SDK is a revolutionary product that is designed to be used on any electric defrost walk-in freezer system with an electro-mechanical defrost timer set for three or more scheduled defrosts per day. The InterLink™ SDK accurately estimates frost accumulation on the evaporator coil and decides if it can skip the preprogrammed defrost period that is set on the defrost timer. This helps eliminate unneeded defrost cycles, saving energy and increasing product integrity

Option Code	Description	Models Used On	Notes	List Price Adder (\$US)
				Outdoor
DFT.014	Electric Defrost Kit for system with one evaporator - Low Amps (1L)	1200-2201L6 (230V) 1500-2001M6 (460V & 575V) 1200-3001L6 (460V & 575V)	Includes (1) electric defrost timer, (1) heater & (1) fan contactors, terminal strip	1,960
DFT.015	Electric Defrost Kit for system with one evaporator - Low Amps (1H)	1200-2201L6 (230V) 1500-2001M6 (460V & 575V) 1200-3001L6 (460V & 575V)	Includes (1) electric defrost timer, (1) heater & (1) fan contactors, terminal strip	1,960
DFT.011	Electric Defrost Kit for system with two evaporators - Low Amps (2L)	1500-2001M6 (230V) 1500-4001M6 (460V & 575V) 1200-3001L6 (230V, 460V, 575V)	Includes (1) electric defrost timer, (2) heater & (1) fan contactors, terminal strip	2,822
DFT.012	Electric Defrost Kit for system with two evaporators - High Amps (2H)	1500-2001M6 (230V) 1500-4001M6 (460V & 575V) 1200-3001L6 (230V, 460V, 575V)	Includes (1) electric defrost timer, (2) heater & (1) fan contactors, terminal strip	2,822
DFT.009	Electric Defrost Kit for system with up to four evaporators - Low Amps (4L)	1500-4001M6 (all voltages) 1500-3001L6 (all voltages)	Includes (1) electric defrost timer, (4) heater & (1) fan contactors, terminal strip	3,680
DFT.010	Electric Defrost Kit for system with up to four evaporators - High Amps (4H)	1500-4001M6 (all voltages) 1500-3001L6 (all voltages)	Includes (1) electric defrost timer, (4) heater & (1) fan contactors, terminal strip	3,680

## 12 - 40 HP Vertical Air Discharge Factory-Installed Electric Defrost Options

Option Code	Description	Models Used On	Notes	List Price Adder (\$US)
				Outdoor
DEF.017	Fuses for electric defrost kits (1L/1H)	1200-2201L6 (230V) 1500-2001M6 (460V & 575V) 1200-3001L6 (460V & 575V)	For systems with one evaporator	492
DEF.039	Fuses for electric defrost kits (2L/2H)	1500-2001M6 (230V) 1500-4001M6 (460V & 575V) 1200-3001L6 (230V, 460V, 575V)	For systems with two evaporators	981
DEF.052	Fuses for electric defrost kits (4L/4H)	1500-4001M6 (all voltages) 1500-3001L6 (all voltages)	For systems with up to four evaporators	1,969
EHR.001	Evaporator hold out relays - 2 Evaps & 2 Contactors (2L/2H)	1500-2001M6 (230V) 1500-4001M6 (460V & 575V) 1200-3001L6 (230V, 460V, 575V)	For use with 2L/2H Electric Defrost Kits with two evaporators	379
EHR.002	Evaporator hold out relays - 2 Evaps & 4 Contactors (4L/4H)	1500-2001M6 (230V) 1500-4001M6 (460V & 575V) 1200-3001L6 (230V, 460V, 575V)	For use with 4L/4H Electric Defrost Kits with only two evaporators	379
EHR.003	Evaporator hold out relays - 4 Evaps & 4 Contactors (4L/4H)	1500-2001M6 (230V) 1500-4001M6 (460V & 575V) 1200-3001L6 (230V, 460V, 575V)	For use with 4L/4H Electric Defrost Kits with four evaporators	758
SDK.001	InterLink™ Smart Defrost Kit™	All	Can not be used alone. Must also select a electric defrost timer or electric defrost kit.	930

## 12 - 40 HP Vertical Air Discharge Shipped-Loose Accessories

A wide range of shipped-loose accessories are available to order. Can't Find Something? Other options and accessories might be available on a custom order basis. Please contact your local Sales Representative or Account Engineer for assistance.


## Crankcase Pressure Regulator (CPR) Valves

A selection program must be used to pick the proper valve. The selection program requires the following inputs: system capacity, suction temperature, and maximum holding temperature. Not available for use on IntelliGen (TM) / Beacon II (TM). Should not be used with MOP type expansion valves in unit coolers. Please contact your local Sales Representative or Account Engineer for assistance.

Size	Part Number	List Price (\$US)
7/8"	29346101	450
1 1/8"	29399012	662
1 3/8"	29394306	2,522
1 5/8"	4262Q	2,832
2 1/8"	29399089	3,247

## 13 - 50 HP Vertical Air Discharge

## Overview



### Product Description

The 13-50 HP condensing unit product line with Bitzer® compressors is designed to meet the needs of a demanding commercial and industrial refrigeration market. The product is configured to be flexible in its design and construction to allow it to respond to the requirements of refrigeration contractors, consulting engineers and facility owners/operators. The Floating Tube™ coil design incorporated in the product provides protection against tube sheet leaks.

Opting for IntelliGen™ / Beacon II™ Refrigeration System with Smart Defrost, factory mounted Smart Defrost Kit (TM), or Variable Speed EC (VSEC) Motor with Orbus (TM) Controller increase energy efficiency of the refrigeration system.

### Certifications



### Cabinet & Construction

- All units feature the Floating Tube™ coil which eliminates tube sheet leaks
- Painted steel cabinets for superior strength and corrosion resistance

### Serviceability

- Manual pumpdown switch on all units
- Convenient access panels to easily service internal components
- Large electrical panel to facilitate ease of access

### Quality

- Sight glass is easily viewable
- Fixed high pressure switch eliminates capillary tubes
- Refrigeration duty, rifled copper tubing
- Piping is pre-bent to eliminate braze joints, where possible, to reduce leak potential
- All joints are sweat type connections, no mechanical joints to leak
- Separate sub-cooling circuit in condenser for added capacity and vapor free liquid
- Pressure relief valve on receiver
- ServiceMate™ diagnostic module standard on all non-intelliGen (TM) / Beacon II (TM) condensing units

### Components

#### Compressor

- Units feature Bitzer® semi-hermetic compressors.
- Available with compressor unloading
- Receivers are sized for sufficient pumpdown capacity with inlet and outlet service valves

#### Other

- Sight glass and permanent liquid line filter

### Nomenclature

BLV	300B	L	6	C
Model	Equiv. HP	Operating Range	Refrigerant	Voltage
BLV = Vertical Limiter	130B = 13 HP	L = Low	6 = R-404A/R-507A, R-407A/F, R-407C, R-448A/ R-449A	C = 208-230/3/60
BDVS = Vertical IntelliGen™/Beacon II™	150B = 15 HP	M = Medium		D = 460/3/60
	200B = 20 HP			E = 575/3/60
	220B = 22 HP			
	250B = 25 HP			
	300B = 30 HP			
	330B = 33 HP			
	350B = 35 HP			
	400B = 40 HP			
	500B = 50 HP			

## 13 - 50 HP Vertical Air Discharge

## Configurable Models Pricing

### Configurable Models

#### Outdoor

- Prepainted galvanized cabinet with easily removable service panels
- Condenser built with rifled tubing and a separate subcooler coil for extra performance
- Adjustable flooded head pressure valves on all models
- Liquid line with drier, sight glass, and shut-off valve
- Electronic oil safety control
- Spring mounted compressors with suction and discharge vibration eliminators
- Large electrical panel, including compressor contactor and pump-down switch
- Fixed high pressure control and separate adjustable low pressure control with flexible braided hose
- Crankcase heater
- ServiceMate™ Diagnostic Module

#### intelliGen™ / Beacon II™

- Prepainted galvanized cabinet with easily removable service panels
- Condenser built with rifled tubing and a separate subcooler coil for extra performance
- Adjustable flooded head pressure valves on all models
- Liquid line with drier, sight glass, and shut-off valve
- Electronic oil safety control
- Spring mounted compressors with suction and discharge vibration eliminators
- Large electrical panel, including compressor contactor and pump-down switch
- Fixed high pressure control and separate adjustable low pressure control with flexible braided hose
- Crankcase heater
- Wired for intelliGen™ / Beacon II™ control with fan cycling.

**Need to customize?** Look at the factory-installed options starting on page 144.

Outdoor		intelliGen™ / Beacon II™		Voltage
Bohn Model	List Price (\$US)	Bohn Model	List Price (\$US)	
<b>Medium Temperature R-404A/507, R-407A/R-407F, R-407C, and R-448A/R-449A</b>				
BLV150BM6C	41,017	BDVS150BM6C	43,027	208-230/3/60
BLV150BM6D	41,508	BDVS150BM6D	43,542	460/3/60
BLV150BM6E	42,329	BDVS150BM6E	44,404	575/3/60
BLV200BM6C	47,824	BDVS200BM6C	50,167	208-230/3/60
BLV200BM6D	48,397	BDVS200BM6D	50,770	460/3/60
BLV200BM6E	49,354	BDVS200BM6E	51,774	575/3/60
BLV220BM6C	54,457	BDVS220BM6C	57,124	208-230/3/60
BLV220BM6D	55,112	BDVS220BM6D	57,811	460/3/60
BLV220BM6E	56,199	BDVS220BM6E	58,953	575/3/60
BLV250BM6C	61,163	BDVS250BM6C	64,160	208-230/3/60
BLV250BM6D	61,897	BDVS250BM6D	64,933	460/3/60
BLV250BM6E	63,121	BDVS250BM6E	66,213	575/3/60
BLV300BM6C	64,542	BDVS300BM6C	67,705	208-230/3/60
BLV300BM6D	65,316	BDVS300BM6D	68,518	460/3/60
BLV300BM6E	66,606	BDVS300BM6E	69,872	575/3/60
BLV330BM6C	72,295	BDVS330BM6C	75,838	208-230/3/60
BLV330BM6D	73,162	BDVS330BM6D	76,747	460/3/60
BLV330BM6E	74,610	BDVS330BM6E	78,264	575/3/60
BLV350BM6C	80,850	BDVS350BM6C	84,809	208-230/3/60
BLV350BM6D	81,819	BDVS350BM6D	85,828	460/3/60
BLV350BM6E	83,435	BDVS350BM6E	87,524	575/3/60
BLV400BM6C	88,915	BDVS400BM6C	93,271	208-230/3/60
BLV400BM6D	89,984	BDVS400BM6D	94,392	460/3/60
BLV400BM6E	91,760	BDVS400BM6E	96,257	575/3/60

Outdoor		intelliGen™ / Beacon II™		Voltage
Bohn Model	List Price (\$US)	Bohn Model	List Price (\$US)	
BLV500BM6C	102,264	BDVS500BM6C	107,277	208-230/3/60
BLV500BM6D	103,492	BDVS500BM6D	108,562	460/3/60
BLV500BM6E	105,536	BDVS500BM6E	110,709	575/3/60
<b>Low Temperature R-404A/507, R-407A/R-407F, R-407C, and R-448A/R-449A</b>				
BLV130BL6C	42,421	BDVS130BL6C	44,669	208-230/3/60
BLV130BL6D	43,014	BDVS130BL6D	45,294	460/3/60
BLV130BL6E	43,863	BDVS130BL6E	46,188	575/3/60
BLV150BL6C	47,169	BDVS150BL6C	49,670	208-230/3/60
BLV150BL6D	47,829	BDVS150BL6D	50,365	460/3/60
BLV150BL6E	48,773	BDVS150BL6E	51,359	575/3/60
BLV200BL6C	54,913	BDVS200BL6C	57,823	208-230/3/60
BLV200BL6D	55,682	BDVS200BL6D	58,634	460/3/60
BLV200BL6E	56,780	BDVS200BL6E	59,791	575/3/60
BLV220BL6C	59,498	BDVS220BL6C	62,652	208-230/3/60
BLV220BL6D	60,329	BDVS220BL6D	63,529	460/3/60
BLV220BL6E	61,520	BDVS220BL6E	64,782	575/3/60
BLV250BL6C	66,014	BDVS250BL6C	69,513	208-230/3/60
BLV250BL6D	66,939	BDVS250BL6D	70,487	460/3/60
BLV250BL6E	68,259	BDVS250BL6E	71,877	575/3/60
BLV300BL6C	69,681	BDVS300BL6C	73,372	208-230/3/60
BLV300BL6D	70,654	BDVS300BL6D	74,400	460/3/60
BLV300BL6E	72,049	BDVS300BL6E	75,867	575/3/60
BLV400BL6C	80,850	BDVS400BL6C	85,135	208-230/3/60
BLV400BL6D	81,980	BDVS400BL6D	86,324	460/3/60
BLV400BL6E	83,596	BDVS400BL6E	88,028	575/3/60

## 13 - 50 HP Vertical Air Discharge

## Factory-Installed Options

### Need Factory-Installed Options?

- Make sure you have selected a configurable model. When ordering, remember to specify the option codes and list price adders for each selected option.
- Can't Find Something? Other options and accessories might be available on a custom order basis. Please contact your local Sales Representative or Account Engineer for assistance.

Option Code	Description	Models Used On	Notes	List Price Adder (\$US)	
				Outdoor	intelliGen™ / Beacon II™
<b>Electrical Options</b>					
DFT.001	Defrost Timer - Air	All M6	Medium temperature applications only.	602	-
FCY.001-1	Fan Cycling - Temperature	130B-250B	Fan closest to the header is not cycled.	1,912	-
FCY.001-2	Fan Cycling - Temperature	300B-350B	Fan closest to the header is not cycled.	2,277	-
FCY.001-3	Fan Cycling - Temperature	400B-500B	Fan closest to the header is not cycled.	2,596	-
FCY.002-1	Fan Cycling - Pressure	130B-250B	Fan closest to the header is not cycled.	1,912	Press. Std.
FCY.002-2	Fan Cycling - Pressure	300B-350B	Fan closest to the header is not cycled.	2,277	Press. Std.
FCY.002-3	Fan Cycling - Pressure	400B-500B	Fan closest to the header is not cycled.	2,596	Press. Std.
FSD.001-1	Fused Disconnect	130B-220B (230V)	-	1,818	1,818
FSD.001-2	Fused Disconnect	130B-250B (460V) 300B only (230V)	-	2,651	2,651
FSD.001-3	Fused Disconnect	300B-400B (460V)	-	3,860	3,860
NFD.008-1	Non-Fused Disconnect	130B-250B (230V)	-	1,707	1,707
NFD.008-2	Non-Fused Disconnect	130B-250B (460V) 300B only (230V)	-	2,457	2,457
NFD.008-3	Non-Fused Disconnect	300B-400B (460V)	-	3,595	3,595
CBK.002-2	Compressor Circuit Breaker	230V	-	2,822	2,822
CBK.002-1	Compressor Circuit Breaker	460V	-	1,311	1,311
PLM.00X	Phase Loss Monitor	All	-	1,235	1,235
TDR.002	Anti-short Cycling Timer	All	-	713	713
HPS.001	Manual Reset High Pressure Switch	All	-	341	341
MS.0012D	Variable Speed EC Motor with proportional pressure controller	150BM6 (230V & 460V) 130B-200BL6 (230V & 460V)	-	16,816	16,816
MS.0012L	Variable Speed EC Motor with proportional pressure controller	200B-250BM6 (230V & 460V) 220B-300BL6 (230V & 460V)	-	20,468	20,468
MS.0013L	Variable Speed EC Motor with proportional pressure controller	300B-350BM6 (230V & 460V) 400BL6 (230V & 460V)	-	29,536	29,536
MS.0014L	Variable Speed EC Motor with proportional pressure controller	400B-500BM6 (230V & 460V)	-	38,604	38,604
<b>Mechanical Options</b>					
LIQ.003-1	Replaceable core liquid-line filter drier & sight glass	130B-220B	-	509	509
LIQ.003-2	Replaceable core liquid-line filter drier & sight glass	250B-400B	-	748	748

### Regulation Requires Variable Speed Fan Motors!

#### California Energy Commission Title 24, Section 126

Effective 01/01/2010, refrigerated warehouses with a total cold storage and frozen storage area exceeding 3,000 square feet require:

1. All condenser fans for air-cooled condensers/condensing units shall be continuously variable speed and the condensing temperature or pressure control system shall control the speed of all condenser fans serving a common condenser loop in unison. The minimum condensing temperature set point shall be less than or equal to 70 degrees Fahrenheit or reset in response to ambient dry bulb temperature or refrigeration system load.
2. All single phase condenser/condensing unit fan motors less than 1 horsepower and less than 460 volts shall be either permanent split capacitor or electronically commutated.

## 13 - 50 HP Vertical Air Discharge

## Factory-Installed Options

## Need Factory-Installed Options?

- Make sure you have selected a configurable model. When ordering, remember to specify the option codes and list price adders for each selected option.
- Can't Find Something? Other options and accessories might be available on a custom order basis. Please contact your local Sales Representative or Account Engineer for assistance.

Option Code	Description	Models Used On	Notes	List Price Adder (\$US)	
				Outdoor	intelliGen™ / Beacon II™
LIQ.003-3	Replaceable core liquid-line filter drier & sight glass	500B	-	895	895
LIQ.002-1	Liquid-line solenoid valve	130B-220B	Not recommended on applications with line runs more than 25 feet.	1,025	-
LIQ.002-2	Liquid-line solenoid valve	250B-400B	Not recommended on applications with line runs more than 25 feet.	1,099	-
LIQ.002-3	Liquid-line solenoid valve	500B	Not recommended on applications with line runs more than 25 feet.	1,320	-
SUC.003-1	Suction-line filter	130B-220B	-	1,382	1,382
SUC.003-2	Suction-line filter	250B-400B	-	1,770	1,770
SUC.003-3	Suction-line filter	500B	-	2,213	2,213
SUC.005-1	Replaceable core suction-line filter	130B-220B	-	1,807	1,807
SUC.005-2	Replaceable core suction-line filter	250B-400B	-	1,888	1,888
SUC.005-3	Replaceable core suction-line filter	500B	-	2,361	2,361
SUC.007-1	Suction accumulator	130B-220B	-	2,951	2,951
SUC.007-2	Suction accumulator	250B-400B	-	3,387	3,387
SUC.007-3	Suction accumulator	500B	-	4,401	4,401
DIS.001-1	Oil separator with discharge line check valve	130B-330B	-	1,771	1,771
DIS.001-2	Oil separator with discharge line check valve	350B-400B	-	2,991	2,991
DIS.001-3	Oil separator with discharge line check valve	500B	-	3,590	3,590
MUF.001	Discharge muffler	All	-	501	501
DIS.002-1	Three way heat reclaim valve with check valve installed	130B-200B	-	1,828	1,828
DIS.002-2	Three way heat reclaim valve with check valve installed	220B-400B	-	2,677	2,677
DIS.002-3	Three way heat reclaim valve with check valve installed	500B	-	3,213	3,213
UNL.001	Compressor Unloading - with pressure control for (1) cyl. Bank	All	-	1,815	-
REC.001-1	Low Ambient kit with heated and insulated receiver and time delay relay	130B-330B	-	2,795	2,795
REC.001-2	Low Ambient kit with heated and insulated receiver and time delay relay	350B-500B	-	3,672	3,672
<b>Coil Options</b>					
CS.PRO-1	BohnGuard™ condenser fin protection	130B-330B	-	2,150	2,150
CS.PRO-2	BohnGuard™ condenser fin protection	350B-500B	-	2,753	2,753
CS.ELEC-1	ElectroFin coil coating	130B-330B	-	Call Factory	Call Factory
CS.ELEC-2	ElectroFin coil coating	350B-500B	-	Call Factory	Call Factory
CS.CPR-1	Copper condenser fins	130B-330B	-	Call Factory	Call Factory
CS.CPR-2	Copper condenser fins	350B-500B	-	Call Factory	Call Factory
CS.BRZ-1	Bronz-Glow coil coating	130B-300B	-	Call Factory	Call Factory
CS.BRZ-2	Bronz-Glow coil coating	330B-500B	-	Call Factory	Call Factory

## 13 - 50 HP Vertical Air Discharge Factory-Installed Electric Defrost Options

### Need an electric defrost kit?

- Make sure you have selected a configurable model. When ordering, remember to specify the option codes and list price adders for each selected option.
- Electric defrost kits and components are available to be factory mounted in the electrical box of indoor or outdoor condensing units used in medium/low temp applications with electric defrost evaporators.

### Selecting the proper kit is as easy as ...

# 1

Add up the total fan motor amps and electric heater amps for all evaporators in the refrigeration system.

# 2

For the selected condensing unit, contact your local Sales Representative or Account Engineer to find out the rated defrost power amps for both the fan motor amps and electric heater amps. The condensing unit data plate ratings are based on the actual system match.

# 3

Your local Sales Representative or Account Engineer will help you select the proper electric defrost kit and components.

### Definitions

#### Electric Defrost Timer

Initiates and terminates defrost cycles based on a predetermined time schedule.

#### Lockout Relay

Prevents the electric defrost heaters from energizing when the compressor is in operation.

#### Evaporator Hold Out Relay

Allows each evaporator to individually terminate defrost on temperature when multiple evaporators are used in a single system.

#### Fan Contactor

Carries amperage load for evaporator fan motors.

#### Heater Contactor

Carries amperage load for evaporator electric defrost heaters.

#### InterLink™ Smart Defrost Kit™ (SDK)

The InterLink™ SDK is a revolutionary product that is designed to be used on any electric defrost walk-in freezer system with an electro-mechanical defrost timer set for three or more scheduled defrosts per day. The InterLink™ SDK accurately estimates frost accumulation on the evaporator coil and decides if it can skip the preprogrammed defrost period that is set on the defrost timer. This helps eliminate unneeded defrost cycles, saving energy and increasing product integrity

Option Code	Description	Models Used On	Notes	List Price Adder (\$US)
				Outdoor
DFT.00X1	Electric Defrost Kit for system with one evaporator	All Models 230 and 460V	Includes (1) electric defrost timer, (1) heater & (1) fan contactors, terminal strip, and fusing. 48 amp maximum heater load per heater contactor.	2,453
DFT.00X2	Electric Defrost Kit for system with two evaporators	All Models 230 and 460V	Includes (1) electric defrost timer, (2) heater & (1) fan contactors, terminal strip, and fusing. 48 amp maximum heater load per heater contactor.	4,182
DFT.00X4	Electric Defrost Kit for system with four evaporators	All Models 230 and 460V	Includes (1) electric defrost timer, (4) heater & (1) fan contactors, terminal strip, and fusing. 48 amp maximum heater load per heater contactor.	6,406
SDK.001	InterLink™ Smart Defrost Kit™	All	Can not be used alone. Must also select a electric defrost timer or electric defrost kit.	930

**13 - 50 HP Vertical Air Discharge****Shipped-Loose Accessories**

A wide range of shipped-loose accessories are available to order. Can't Find Something? Other options and accessories might be available on a custom order basis. Please contact your local Sales Representative or Account Engineer for assistance.

**Crankcase Pressure Regulator (CPR) Valves**

A selection program must be used to pick the proper valve. The selection program requires the following inputs: system capacity, suction temperature, and maximum holding temperature. Not available for use on IntelliGen (TM) / Beacon II (TM). Should not be used with MOP type expansion valves in unit coolers. Please contact your local Sales Representative or Account Engineer for assistance.

Size	Part Number	List Price (\$US)
7/8"	29346101	450
1 1/8"	29399012	662
1 3/8"	29394306	2,522
1 5/8"	4262Q	2,832
2 1/8"	29399089	3,247



## 24 - 80 HP Dual Compressor

## Overview



### Product Description:

The 24-80 HP Dual Vertical condensing unit is designed to meet the needs of a demanding commercial and industrial refrigeration market. The product is configured to be flexible in its design and construction to allow it to respond to the requirements of refrigeration contractors, consulting engineers and facility owners/operators. The Floating Tube™ coil design incorporated in the product provides protection against tube sheet leaks.

Opting for IntelliGen™ / Beacon II™ Refrigeration System with Smart Defrost, factory mounted Smart Defrost Kit (TM), or Variable Speed EC (VSEC) Motor with Orbus (TM) Controller increase energy efficiency of the refrigeration system.

### Certifications



### Cabinet & Construction

- All units feature the Floating Tube™ coil which eliminates tube sheet leaks
- Painted steel cabinets for superior strength and corrosion resistance
- Available in standard or parallel piped configurations

### Serviceability

- Manual pumpdown switch on all units
- Convenient access panels to easily service internal components
- Large electrical panel to facilitate ease of access

### Quality

- Sight glass is easily viewable
- Fixed high pressure switch eliminates capillary tubes
- Refrigeration duty, rifled copper tubing
- Piping is pre-bent to eliminate braze joints, where possible, to reduce leak potential
- All joints are sweat type connections, no mechanical joints to leak
- Separate sub-cooling circuit in condenser for added capacity and vapor free liquid
- Pressure relief valve on receiver
- ServiceMate™ diagnostic module standard on all non-intelliGen (TM) / Beacon II (TM) condensing unit

### Components

#### Compressor

- Spring-mounted compressors with suction and discharge eliminators
- Receivers are sized for sufficient pumpdown capacity with inlet and outlet service valves

#### Other

- Sight glass and permanent liquid line filter

### Nomenclature

JLD	2400	L	6	C	PP
Model	Equiv. HP	Operating Range	Refrigerant	Voltage	Circuiting
JLD = Limitzer® vertical discharge	2400 = 24 HP 3000 = 30 HP	L = Low M = Medium	6 = R-404A/R-507A, R-407A/F, R-407C, R-448A/ R-449A	C = 208-230/3/60 D = 460/3/60 K = 230/3/60 E = 575/3/60	PP = Parallel Piped* No "PP" = Individual Circuits
JDDS = IntelliGen™/ Beacon II™ vertical discharge	4000 = 40 HP 4400 = 44 HP 5000 = 50 HP 5400 = 54 HP 6000 = 60 HP 7000 = 70 HP 8000 = 80 HP				

\*Not available with IntelliGen™/Beacon II™ system

## 24 - 80 HP Dual Compressor

## Configurable Models Pricing

### Configurable Models

#### Outdoor

- Prepainted galvanized cabinet with easily removable service panels
- Condenser built with rifled tubing and a separate subcooler coil for extra performance
- Flooded head pressure valves on all models
- Liquid line with drier, sight glass, and shut-off valve
- Parallel-piped units include replaceable core suction filter, replaceable liquid-line filter, suction accumulator, and oil management system.
- Electronic oil safety control
- Spring mounted compressors with suction and discharge vibration eliminators
- Large electrical panel, including compressor contactor and pump-down switch
- Fixed high pressure control and separate adjustable low pressure control with flexible braided hose
- ServiceMate™ Diagnostic Module

#### intelliGen™ / Beacon II™

- Prepainted galvanized cabinet with easily removable service panels
- Condenser built with rifled tubing and a separate subcooler coil for extra performance
- Flooded head pressure valves on all models
- Liquid line with drier, sight glass, and shut-off valve
- Electronic oil safety control
- Spring mounted compressors with suction and discharge vibration eliminators
- Large electrical panel, including compressor contactor and pump-down switch
- Fixed high pressure control and separate adjustable low pressure control with flexible braided hose
- Wired for intelliGen™ / Beacon II™ control with fan cycling.

**Need to customize?** Look at the factory-installed options starting on page 160.

Outdoor		intelliGen™ / Beacon II™		Voltage	Model Type	Notes
Bohn Model	List Price (\$US)	Bohn Model	List Price (\$US)			
<b>Individually Piped Models: Medium Temperature (R-404A/507, R-407A/R-407F, R-407C, and R-448A/R-449A)</b>						
JLD3000M6C	82,035	JDDS3000M6C	85,732	208-230/3/60	Individually Piped	-
JLD3000M6D	83,658	JDDS3000M6D	87,353	460/3/60	Individually Piped	-
JLD4000M6C	91,287	JDDS4000M6C	94,983	208-230/3/60	Individually Piped	-
JLD4000M6D	92,902	JDDS4000M6D	96,599	460/3/60	Individually Piped	-
JLD5000M6C	108,910	JDDS5000M6C	112,609	208-230/3/60	Individually Piped	-
JLD5000M6D	110,537	JDDS5000M6D	114,235	460/3/60	Individually Piped	-
JLD5200M6C	122,327	JDDS5200M6C	126,024	208-230/3/60	Individually Piped	-
JLD5200M6D	123,946	JDDS5200M6D	127,649	460/3/60	Individually Piped	-
JLD6000M6C	127,737	JDDS6000M6C	131,436	208-230/3/60	Individually Piped	-
JLD6000M6D	129,361	JDDS6000M6D	133,060	460/3/60	Individually Piped	-
JLD7000M6C	144,592	JDDS7000M6C	148,600	208-230/3/60	Individually Piped	-
JLD7000M6D	145,922	JDDS7000M6D	149,931	460/3/60	Individually Piped	-
JLD8000M6D	161,693	JDDS8000M6D	165,700	460/3/60	Individually Piped	-
JLD8000M6K	159,530	JDDS8000M6K	163,536	230/3/60	Individually Piped	-
<b>Individually Piped Models: Low Temperature (R-404A/507, R-407A/R-407F, R-407C, and R-448A/R-449A)</b>						
JLD2400L6C	84,112	JDDS2400L6C	87,814	208-230/3/60	Individually Piped	See Note 1, 2
JLD2400L6D	85,748	JDDS2400L6D	89,443	460/3/60	Individually Piped	See Note 1, 2
JLD3000L6C	88,052	JDDS3000L6C	91,752	208-230/3/60	Individually Piped	See Note 1, 2
JLD3000L6D	89,671	JDDS3000L6D	93,369	460/3/60	Individually Piped	See Note 1, 2
JLD4400L6C	103,342	JDDS4400L6C	107,038	208-230/3/60	Individually Piped	See Note 1, 2
JLD4400L6D	104,966	JDDS4400L6D	108,663	460/3/60	Individually Piped	See Note 1, 2
JLD5400L6C	118,777	JDDS5400L6C	122,476	208-230/3/60	Individually Piped	See Note 1, 2
JLD5400L6D	120,401	JDDS5400L6D	124,101	460/3/60	Individually Piped	See Note 1, 2
JLD6000L6C	131,787	JDDS6000L6C	135,487	208-230/3/60	Individually Piped	See Note 1, 2
JLD6000L6D	133,410	JDDS6000L6D	137,113	460/3/60	Individually Piped	See Note 1, 2

**Notes:**

1. L6 models include head cooling fan.
2. For R-407A/R-407F, R-407C, and R-448A/R-449A low temperature operation, add Demand Cooling Kit.

## 24 - 80 HP Dual Compressor

## Configurable Models Pricing

Outdoor		intelliGen™ / Beacon II™		Voltage	Model Type	Notes
Bohn Model	List Price (\$US)	Bohn Model	List Price (\$US)			
<b>Parallel-Piped Models: Medium Temperature (R-404A/507, R-407A/R-407F, R-407C, and R-448A/R-449A)</b>						
JLD3000M6CPP	103,017	-	-	208-230/3/60	Parallel Piped	-
JLD3000M6DPP	104,535	-	-	460/3/60	Parallel Piped	-
JLD4000M6CPP	111,678	-	-	208-230/3/60	Parallel Piped	-
JLD4000M6DPP	113,189	-	-	460/3/60	Parallel Piped	-
JLD5000M6CPP	129,575	-	-	208-230/3/60	Parallel Piped	-
JLD5000M6DPP	131,094	-	-	460/3/60	Parallel Piped	-
JLD5200M6CPP	142,129	-	-	208-230/3/60	Parallel Piped	-
JLD5200M6DPP	143,652	-	-	460/3/60	Parallel Piped	-
JLD6000M6CPP	147,197	-	-	208-230/3/60	Parallel Piped	-
JLD6000M6DPP	148,717	-	-	460/3/60	Parallel Piped	-
JLD7000M6CPP	164,614	-	-	208-230/3/60	Parallel Piped	-
JLD7000M6DPP	165,860	-	-	460/3/60	Parallel Piped	-
JLD8000M6DPP	180,620	-	-	460/3/60	Parallel Piped	-
JLD8000M6KPP	178,594	-	-	230/3/60	Parallel Piped	-
<b>Parallel-Piped Models: Low Temperature (R-404A/507, R-407A/R-407F, R-407C, and R-448A/R-449A)</b>						
JLD2400L6CPP	104,961	-	-	208-230/3/60	Parallel Piped	See Note 1, 2
JLD2400L6DPP	106,490	-	-	460/3/60	Parallel Piped	See Note 1, 2
JLD3000L6CPP	108,650	-	-	208-230/3/60	Parallel Piped	See Note 1, 2
JLD3000L6DPP	110,163	-	-	460/3/60	Parallel Piped	See Note 1, 2
JLD4400L6CPP	123,923	-	-	208-230/3/60	Parallel Piped	See Note 1, 2
JLD4400L6DPP	125,442	-	-	460/3/60	Parallel Piped	See Note 1, 2
JLD5400L6CPP	138,809	-	-	208-230/3/60	Parallel Piped	See Note 1, 2
JLD5400L6DPP	140,330	-	-	460/3/60	Parallel Piped	See Note 1, 2
JLD6000L6CPP	150,987	-	-	208-230/3/60	Parallel Piped	See Note 1, 2
JLD6000L6DPP	152,505	-	-	460/3/60	Parallel Piped	See Note 1, 2

**Notes:**

1. L6 models include head cooling fan.
2. For R-407A/R-407F, R-407C, and R-448A/R-449A low temperature operation, add Demand Cooling Kit.

## 24 - 80 HP Dual Compressor

## Factory-Installed Options

### Need Factory-Installed Options?

- Make sure you have selected a configurable model. When ordering, remember to specify the option codes and list price adders for each selected option.
- Can't Find Something? Other options and accessories might be available on a custom order basis. Please contact your local Sales Representative or Account Engineer for assistance.

Option Code	Description	Models Used On	Notes	List Price Adder (\$US)	
				Outdoor	intelliGen™ / Beacon II™
<b>Electrical Options</b>					
DFT.001	Defrost Timers - Air	All - Individually Piped	Medium temperature applications only.	1,203	-
DFT.001P	Defrost Timers - Air	All - Parallel Piped	Medium temperature applications only.	602	-
FCY.001-1	Fan Cycling - Temperature	2400-6000 Individually Piped	Fan closest to the header is not cycled.	3,823	-
FCY.001-1P	Fan Cycling - Temperature	2400-6000 Parallel Piped	Fan closest to the header is not cycled.	3,094	-
FCY.001-2	Fan Cycling - Temperature	7000-8000 Individually Piped	Fan closest to the header is not cycled.	4,553	-
FCY.001-2P	Fan Cycling - Temperature	7000-8000 Parallel Piped	Fan closest to the header is not cycled.	3,823	-
FCY.002-1	Fan Cycling - Pressure	2400-6000 Individually Piped	Fan closest to the header is not cycled.	3,823	Standard
FCY.002-1P	Fan Cycling - Pressure	2400-6000 Parallel Piped	Fan closest to the header is not cycled.	3,094	-
FCY.002-2	Fan Cycling - Pressure	7000-8000 Individually Piped	Fan closest to the header is not cycled.	4,553	Standard
FCY.002-2P	Fan Cycling - Pressure	7000-8000 Parallel Piped	Fan closest to the header is not cycled.	3,823	-
CBK.002-2	Compressor Circuit Breakers	230V - Individually Piped	No CBK options are available for the 8000 units.	5,649	5,649
CBK.002-2P	Compressor Circuit Breakers	230V - Parallel Piped	No CBK options are available for the 8000 units.	5,649	-
CBK.002-1	Compressor Circuit Breakers	460V - Individually Piped	No CBK options are available for the 8000 units.	2,626	2,626
CBK.002-1P	Compressor Circuit Breakers	460V - Parallel Piped	No CBK options are available for the 8000 units.	2,626	-
PLM.00X	Phase Loss Monitors	230V & 460V - Individually Piped	-	1,235	1,235
PLM.00XP	Phase Loss Monitors	230V & 460V - Parallel Piped	-	1,235	-
TDR.002	Anti-short Cycling Timers	All - Individually Piped	-	1,424	1,424
TDR.002P	Anti-short Cycling Timers	All - Parallel Piped	-	713	-
HPS.001	Manual Reset High Pressure Switches	All - Individually Piped	-	679	679
HPS.001P	Manual Reset High Pressure Switches	All - Parallel Piped	-	679	-
MS.0014S-1	Variable Speed EC Motor with proportional pressure controller	3000-5000M6 Parallel Piped (230V & 460V) 2400-5400L6 Parallel Piped (230V & 460V)	-	26,433	-
MS.0014S-2	Variable Speed EC Motor with proportional pressure controller	3000-5000M6 Individually Piped (230V & 460V) 2400-5400L6 Individually Piped (230V & 460V)	-	28,762	28,762
MS.0014L-1	Variable Speed EC Motor with proportional pressure controller	5200-6000M6 Parallel Piped (230V & 460V) 6000L6 Parallel Piped (230V & 460V)	-	38,604	-
MS.0014L-2	Variable Speed EC Motor with proportional pressure controller	5200-6000M6 Individually Piped (230V & 460V) 6000L6 Individually Piped (230V & 460V)	-	40,932	40,932

### Regulation Requires Variable Speed Fan Motors!

#### California Energy Commission Title 24, Section 126

Effective 01/01/2010, refrigerated warehouses with a total cold storage and frozen storage area exceeding 3,000 square feet require:

1. All condenser fans for air-cooled condensers/condensing units shall be continuously variable speed and the condensing temperature or pressure control system shall control the speed of all condenser fans serving a common condenser loop in unison. The minimum condensing temperature set point shall be less than or equal to 70 degrees Fahrenheit or reset in response to ambient dry bulb temperature or refrigeration system load.
2. All single phase condenser/condensing unit fan motors less than 1 horsepower and less than 460 volts shall be either permanent split capacitor or electronically commutated.

## 24 - 80 HP Dual Compressor

## Factory-Installed Options

### Need Factory-Installed Options?

- Make sure you have selected a configurable model. When ordering, remember to specify the option codes and list price adders for each selected option.
- Can't Find Something? Other options and accessories might be available on a custom order basis. Please contact your local Sales Representative or Account Engineer for assistance.

Option Code	Description	Models Used On	Notes	List Price Adder (\$US)	
				Outdoor	intelliGen™ / Beacon II™
MS.0016L-1	Variable Speed EC Motor with proportional pressure controller	7000-8000M6 Parallel Piped (230V & 460V)	-	56,742	-
MS.0016L-2	Variable Speed EC Motor with proportional pressure controller	7000-8000M6 Individually Piped (230V & 460V)	-	59,070	59,070
<b>Mechanical Options</b>					
LIQ.003-1	Replaceable core liquid-line filter driers & sight glasses	2400-4400 Individually Piped	-	1,018	1,018
LIQ.003-1P	Replaceable core liquid-line filter driers & sight glasses	2400-4400 Parallel Piped	-	Standard	-
LIQ.003-2	Replaceable core liquid-line filter driers & sight glasses	5000-8000 Individually Piped	-	1,494	1,494
LIQ.003-2P	Replaceable core liquid-line filter driers & sight glasses	5000-8000 Parallel Piped	-	Standard	-
LIQ.002-1	Liquid-line solenoid valves	2400-4400 Individually Piped	Not recommended on applications with line runs more than 25 feet.	2,049	-
LIQ.002-1P	Liquid-line solenoid valves	2400-4400 Parallel Piped	Not recommended on applications with line runs more than 25 feet.	1,099	-
LIQ.002-2	Liquid-line solenoid valves	5000-8000 Individually Piped	Not recommended on applications with line runs more than 25 feet.	2,198	-
LIQ.002-2P	Liquid-line solenoid valves	5000-8000 Parallel Piped	Not recommended on applications with line runs more than 25 feet.	1,481	-
SUC.003-1	Suction-line filters	2400-4000 Individually Piped	-	2,761	2,761
SUC.003-1P	Suction-line filters	2400-4000 Parallel Piped	-	N/A	-
SUC.003-2	Suction-line filters	4400-8000 Individually Piped	-	3,538	3,538
SUC.003-2P	Suction-line filters	4400-8000 Parallel Piped	-	N/A	-
SUC.005-1	Replaceable core suction-line filters	2400-4000 Individually Piped	-	3,616	3,616
SUC.005-1P	Replaceable core suction-line filters	2400-4000 Parallel Piped	-	Standard	-
SUC.005-2	Replaceable core suction-line filters	4400-8000 Individually Piped	-	3,664	3,664
SUC.005-2P	Replaceable core suction-line filters	4400-8000 Parallel Piped	-	Standard	-
SUC.007-1	Suction accumulators	2400-4000 Individually Piped	-	5,904	5,904
SUC.007-1P	Suction accumulators	2400-4000 Parallel Piped	-	Standard	-
SUC.007-2	Suction accumulators	4400-8000 Individually Piped	-	6,770	6,770
SUC.007-2P	Suction accumulators	4400-8000 Parallel Piped	-	Standard	-
DIS.001-1	Oil separators with discharge line check valves	2400-6000 Individually Piped	-	3,538	3,538
DIS.001-1P	Oil separators with discharge line check valves	2400-6000 Parallel Piped	-	Standard	-
DIS.001-2	Oil separators with discharge line check valves	7000-8000 Individually Piped	-	5,982	5,982
DIS.001-2P	Oil separators with discharge line check valves	7000-8000 Parallel Piped	-	Standard	-
MUF.001	Discharge mufflers	All - Individually Piped	-	1,004	1,004
MUF.001P	Discharge mufflers	All - Parallel Piped	-	N/A	-

## 24 - 80 HP Dual Compressor

## Factory-Installed Options

## Need Factory-Installed Options?

- Make sure you have selected a configurable model. When ordering, remember to specify the option codes and list price adders for each selected option.
- Can't Find Something? Other options and accessories might be available on a custom order basis. Please contact your local Sales Representative or Account Engineer for assistance.

Option Code	Description	Models Used On	Notes	List Price Adder (\$US)	
				Outdoor	intelliGen™ / Beacon II™
DIS.002-1	Three way heat reclaim valves with check valves installed	2400-4400 Individually Piped	-	5,353	5,352
DIS.002-1P	Three way heat reclaim valves with check valves installed	2400-4400 Parallel Piped	-	Call Factory	-
DIS.002-2	Three way heat reclaim valves with check valves installed	5000-6000 Individually Piped	-	6,974	6,974
DIS.002-2P	Three way heat reclaim valves with check valves installed	5000-6000 Parallel Piped	-	Call Factory	-
DIS.002-3	Three way heat reclaim valves with check valves installed	7000-8000 Individually Piped	-	10,101	10,101
DIS.002-3P	Three way heat reclaim valves with check valves installed	7000-8000 Parallel Piped	-	Call Factory	-
UNL.001	Compressor Unloading - with pressure control for (1) cyl. Bank	All - Individually Piped	-	3,634	-
UNL.001P	Compressor Unloading - with pressure control for (1) cyl. Bank	All - Parallel Piped	-	3,634	-
DMD.001	Demand Cooling for low temperature R-407A/R-407F, R-407C, and R-448A/R-449A	2400-6000L6 Individually Piped	-	5,119	5,119
DMD.001P	Demand Cooling for low temperature R-407A/R-407F, R-407C, and R-448A/R-449A	2400-6000L6 Parallel Piped	-	5,119	-
REC.001-1	Low Ambient kits with heated and insulated receivers and time delay relays	2400-6000 Individually Piped	-	5,590	5,590
REC.001-1P	Low Ambient kits with heated and insulated receivers and time delay relays	2400-6000 Parallel Piped	-	5,590	-
REC.001-2	Low Ambient kits with heated and insulated receivers and time delay relays	7000-8000 Individually Piped	-	7,343	7,343
REC.001-2P	Low Ambient kits with heated and insulated receivers and time delay relays	7000-8000 Parallel Piped	-	7,343	-
<b>Coil Options</b>					
CSG.PRO-1	BohnGuard™ condenser fin protection	2400-5000	-	3,592	3,592
CSG.PRO-2	BohnGuard™ condenser fin protection	5200-6000	-	5,982	5,982
CSG.PRO-3	BohnGuard™ condenser fin protection	7000-8000	-	6,705	6,705
CS.ELEC-1	ElectroFin coil coating	2400-5000	-	Call Factory	Call Factory
CS.ELEC-2	ElectroFin coil coating	5200-6000	-	Call Factory	Call Factory
CS.ELEC-3	ElectroFin coil coating	7000-8000	-	Call Factory	Call Factory
CSB.CPR-1	Copper condenser fins	2400-5000	-	Call Factory	Call Factory
CSB.CPR-2	Copper condenser fins	5200-6000	-	Call Factory	Call Factory
CSB.CPR-3	Copper condenser fins	7000-8000	-	Call Factory	Call Factory
CS.BRZ-1	Bronz-Glow coil coating	2400-5000	-	Call Factory	Call Factory
CS.BRZ-2	Bronz-Glow coil coating	5200-6000	-	Call Factory	Call Factory
CS.BRZ-3	Bronz-Glow coil coating	7000-8000	-	Call Factory	Call Factory

## 24 - 80 HP Dual Compressor

## Factory-Installed Electric Defrost Options

### Need an electric defrost kit?

- Make sure you have selected a configurable model. When ordering, remember to specify the option codes and list price adders for each selected option.
- Electric defrost kits and components are available to be factory mounted in the electrical box of indoor or outdoor condensing units used in medium/low temp applications with electric defrost evaporators.

### Selecting the proper kit is as easy as ...

# 1

Add up the total fan motor amps and electric heater amps for all evaporators in the refrigeration system.

# 2

For the selected condensing unit, contact your local Sales Representative or Account Engineer to find out the rated defrost power amps for both the fan motor amps and electric heater amps. The condensing unit data plate ratings are based on the actual system match.

# 3

Your local Sales Representative or Account Engineer will help you select the proper electric defrost kit and components.

### Definitions

#### Electric Defrost Timer

Initiates and terminates defrost cycles based on a predetermined time schedule.

#### Lockout Relay

Prevents the electric defrost heaters from energizing when the compressor is in operation.

#### Evaporator Hold Out Relay

Allows each evaporator to individually terminate defrost on temperature when multiple evaporators are used in a single system.

#### Fan Contactor

Carries amperage load for evaporator fan motors.

#### Heater Contactor

Carries amperage load for evaporator electric defrost heaters.

#### InterLink™ Smart Defrost Kit™ (SDK)

The InterLink™ SDK is a revolutionary product that is designed to be used on any electric defrost walk-in freezer system with an electro-mechanical defrost timer set for three or more scheduled defrosts per day. The InterLink™ SDK accurately estimates frost accumulation on the evaporator coil and decides if it can skip the preprogrammed defrost period that is set on the defrost timer. This helps eliminate unneeded defrost cycles, saving energy and increasing product integrity

Option Code	Description	Models Used On	Notes	List Price Adder (\$US)
				Outdoor
DFT.016	Electric Defrost Kit for system with one evaporator per compressor circuit	3000-4000M6 (230V) Individually Piped 2400-6000L6 (230V) Individually Piped 2400-8000 (460V) Individually Piped	Includes (1) electric defrost timer, (1) heater & (1) fan contactors, terminal strip	3,922
DFT.016P	Electric Defrost Kit for system with one evaporator per compressor circuit	3000-4000M6 (230V) Parallel Piped 2400-6000L6 (230V) Parallel Piped 2400-8000 (460V) Parallel Piped	Includes (1) electric defrost timer, (1) heater & (1) fan contactors, terminal strip	3,319
DFT.013	Electric Defrost Kit for system with two evaporators per compressor circuit	3000-5200M6 (230V) Individually Piped 2400-6000L6 (230V) Individually Piped 2400-8000 (460V) Individually Piped	Includes (1) electric defrost timer, (2) heater & (1) fan contactors, terminal strip	5,649
DFT.013P	Electric Defrost Kit for system with two evaporators per compressor circuit	3000-5200M6 (230V) Parallel Piped 2400-6000L6 (230V) Parallel Piped 2400-8000 (460V) Parallel Piped	Includes (1) electric defrost timer, (2) heater & (1) fan contactors, terminal strip	5,047
DEF.XXX1	Fuses for electric defrost kit for system with one evaporator per compressor circuit	3000-4000M6 (230V) Individually Piped 2400-6000L6 (230V) Individually Piped 2400-8000 (460V) Individually Piped	-	981
DEF.XXX1P	Fuses for electric defrost kit for system with one evaporator per compressor circuit	3000-4000M6 (230V) Parallel Piped 2400-6000L6 (230V) Parallel Piped 2400-8000 (460V) Parallel Piped	-	981
DEF.XXX2	Fuses for electric defrost kit for system with two evaporators per compressor circuit	3000-5200M6 (230V) Individually Piped 2400-6000L6 (230V) Individually Piped 2400-8000 (460V) Individually Piped	-	1,961
DEF.XXX2P	Fuses for electric defrost kit for system with two evaporators per compressor circuit	3000-5200M6 (230V) Parallel Piped 2400-6000L6 (230V) Parallel Piped 2400-8000 (460V) Parallel Piped	-	1,961
SDK.001	InterLink™ Smart Defrost Kit™	All - Individually Piped	Can not be used alone. Must also select a electric defrost timer or electric defrost kit.	1,863
SDK.001P	InterLink™ Smart Defrost Kit™	All - Parallel Piped	Can not be used alone. Must also select a electric defrost timer or electric defrost kit.	N/A

## 24 - 80 HP Dual Compressor

## Shipped-Loose Accessories

A wide range of shipped-loose accessories are available to order. Can't Find Something? Other options and accessories might be available on a custom order basis. Please contact your local Sales Representative or Account Engineer for assistance.

### Crankcase Pressure Regulator (CPR) Valves

A selection program must be used to pick the proper valve. The selection program requires the following inputs: system capacity, suction temperature, and maximum holding temperature. Must have one valve per compressor. Not available for use on IntelliGen (TM) / Beacon II (TM). Should not be used with MOP type expansion valves in unit coolers. Please contact your local Sales Representative or Account Engineer for assistance.

Size	Part Number	List Price (\$US)
7/8"	29346101	450
1 1/8"	29399012	662
1 3/8"	29394306	2,522
1 5/8"	4262Q	2,832
2 1/8"	29399089	3,247
2 5/8"	29314001	7,347



## 26 - 100 HP Dual Compressor

## Overview



### Product Description:

The 26-100 HP Dual Vertical condensing unit product line with Bitzer® compressors is designed to meet the needs of a demanding commercial and industrial refrigeration market. The product is configured to be flexible in its design and construction to allow it to respond to the requirements of refrigeration contractors, consulting engineers and facility owners/operators. The Floating Tube™ coil design incorporated in the product provides protection against tube sheet leaks.

Opting for IntelliGen™ / Beacon II™ Refrigeration System with Smart Defrost, factory mounted Smart Defrost Kit (TM), or Variable Speed EC (VSEC) Motor with Orbus (TM) Controller increase energy efficiency of the refrigeration system.

### Certifications



### Cabinet & Construction

- All units feature the Floating Tube™ coil which eliminates tube sheet leaks
- Painted steel cabinets for superior strength and corrosion resistance

### Serviceability

- Manual pumpdown switch on all units
- Convenient access panels to easily service internal components
- Large electrical panel to facilitate ease of access

### Quality

- Sight glass is easily viewable
- Fixed high pressure switch eliminates capillary tubes
- Refrigeration duty, rifled copper condenser tubing
- Piping is pre-bent to eliminate braze joints, where possible, to reduce leak potential
- All joints are sweat type connections, no mechanical joints to leak
- Separate sub-cooling circuit in condenser for added capacity and vapor free liquid
- Pressure relief valve on receiver
- ServiceMate™ diagnostic module standard on all non-intelliGen (TM) / Beacon II (TM) condensing unit

### Components

#### Compressor

- Units feature Bitzer® semi-hermetic compressors.
- Spring-mounted compressors with suction and discharge eliminators
- Receivers are sized for sufficient pumpdown capacity with inlet and outlet service valves

#### Other

- Sealed sight glass and liquid line filter

### Nomenclature

JLD	260B	L	6	C	PP
Model	Equiv. HP	Operating Range	Refrigerant	Voltage	Circuiting
JLD = Limitzer® vertical discharge	260B = 26 HP 300B = 30 HP	L = Low M = Medium	6 = R-404A/R-507A, R-407A/F, R-407C, R-448A/ R-449A	C = 208-230/3/60 D = 460/3/60 E = 575/3/60	PP = Parallel Piped* No "PP" = Individual Circuits
JDDS = IntelliGen™/ Beacon II™ vertical discharge	400B = 40 HP 440B = 44 HP 500B = 50 HP 600B = 60 HP 660B = 66 HP 800B = 80 HP 1100 = 100 HP				

\*Not available with IntelliGen™/Beacon II™ system

## 26 - 100 HP Dual Compressor

## Configurable Models Pricing

### Configurable Models

#### Outdoor

- Prepainted galvanized cabinet with easily removable service panels
- Condenser built with rifled tubing and a separate subcooler coil for extra performance
- Flooded head pressure valves on all models
- Liquid line with drier, sight glass, and shut-off valve
- Parallel-piped units include replaceable core suction filter, replaceable liquid-line filter, suction accumulator, and oil management system.
- Electronic oil safety control
- Spring mounted compressors with suction and discharge vibration eliminators
- Large electrical panel, including compressor contactor and pump-down switch
- Fixed high pressure control and separate adjustable low pressure control with flexible braided hose
- ServiceMate™ Diagnostic Module

#### intelliGen™ / Beacon II™

- Prepainted galvanized cabinet with easily removable service panels
- Condenser built with rifled tubing and a separate subcooler coil for extra performance
- Flooded head pressure valves on all models
- Liquid line with drier, sight glass, and shut-off valve
- Electronic oil safety control
- Spring mounted compressors with suction and discharge vibration eliminators
- Large electrical panel, including compressor contactor and pump-down switch
- Fixed high pressure control and separate adjustable low pressure control with flexible braided hose
- Wired for intelliGen™ / Beacon II™ control with fan cycling.

**Need to customize?** Look at the factory-installed options starting on page 168.

Outdoor		intelliGen™ / Beacon II™		Voltage	Model Type	Notes
Bohn Model	List Price (\$US)	Bohn Model	List Price (\$US)			
<b>Individually Piped Models: Medium Temperature (R-404A/507, R-407A/R-407F, R-407C, and R-448A/R-449A)</b>						
JLD300BM6C	82,034	JDDS300BM6C	84,742	208-230/3/60	Individually Piped	-
JLD300BM6D	83,018	JDDS300BM6D	85,757	460/3/60	Individually Piped	-
JLD400BM6C	95,647	JDDS400BM6C	98,803	208-230/3/60	Individually Piped	-
JLD400BM6D	96,796	JDDS400BM6D	99,990	460/3/60	Individually Piped	-
JLD440BM6C	108,912	JDDS440BM6C	112,507	208-230/3/60	Individually Piped	-
JLD440BM6D	110,220	JDDS440BM6D	113,858	460/3/60	Individually Piped	-
JLD500BM6C	122,328	JDDS500BM6C	126,364	208-230/3/60	Individually Piped	-
JLD500BM6D	123,795	JDDS500BM6D	127,879	460/3/60	Individually Piped	-
JLD600BM6C	129,085	JDDS600BM6C	133,344	208-230/3/60	Individually Piped	-
JLD600BM6D	130,633	JDDS600BM6D	134,943	460/3/60	Individually Piped	-
JLD660BM6C	144,588	JDDS660BM6C	149,361	208-230/3/60	Individually Piped	-
JLD660BM6D	146,323	JDDS660BM6D	151,153	460/3/60	Individually Piped	-
JLD700BM6C	161,696	JDDS700BM6C	167,032	208-230/3/60	Individually Piped	-
JLD700BM6D	163,636	JDDS700BM6D	169,036	460/3/60	Individually Piped	-
JLD800BM6C	177,831	JDDS800BM6C	183,699	208-230/3/60	Individually Piped	-
JLD800BM6D	179,964	JDDS800BM6D	185,904	460/3/60	Individually Piped	-
JLD110BM6C	204,529	JDDS110BM6C	211,280	208-230/3/60	Individually Piped	-
JLD110BM6D	206,984	JDDS110BM6D	213,815	460/3/60	Individually Piped	-
<b>Individually Piped Models: Low Temperature (R-404A/507, R-407A/R-407F, R-407C, and R-448A/R-449A)</b>						
JLD260BL6C	84,841	JDDS260BL6C	87,809	208-230/3/60	Individually Piped	-
JLD260BL6D	86,029	JDDS260BL6D	89,039	460/3/60	Individually Piped	-
JLD300BL6C	94,337	JDDS300BL6C	97,641	208-230/3/60	Individually Piped	-
JLD300BL6D	95,659	JDDS300BL6D	99,006	460/3/60	Individually Piped	-
JLD400BL6C	109,826	JDDS400BL6C	113,670	208-230/3/60	Individually Piped	-
JLD400BL6D	111,363	JDDS400BL6D	115,262	460/3/60	Individually Piped	-
JLD440BL6C	118,994	JDDS440BL6C	123,159	208-230/3/60	Individually Piped	-
JLD440BL6D	120,661	JDDS440BL6D	124,884	460/3/60	Individually Piped	-
JLD500BL6C	132,030	JDDS500BL6C	136,650	208-230/3/60	Individually Piped	-

# Air-Cooled Condensing Units

# BOHN

## 26 - 100 HP Dual Compressor

## Configurable Models Pricing

Outdoor		intelliGen™ / Beacon II™		Voltage	Model Type	Notes
Bohn Model	List Price (\$US)	Bohn Model	List Price (\$US)			
JLD500BL6D	133,877	JDDS500BL6D	138,564	460/3/60	Individually Piped	-
JLD600BL6C	139,359	JDDS600BL6C	144,239	208-230/3/60	Individually Piped	-
JLD600BL6D	141,312	JDDS600BL6D	146,257	460/3/60	Individually Piped	-
JLD800BL6C	161,696	JDDS800BL6C	167,355	208-230/3/60	Individually Piped	-
JLD800BL6D	163,962	JDDS800BL6D	169,700	460/3/60	Individually Piped	-
<b>Parallel-Piped Models: Medium Temperature (R-404A/507, R-407A/R-407F, R-407C, and R-448A/R-449A)</b>						
JLD300BM6CPP	98,440	-	-	208-230/3/60	Parallel Piped	-
JLD300BM6DPP	99,623	-	-	460/3/60	Parallel Piped	-
JLD400BM6CPP	114,777	-	-	208-230/3/60	Parallel Piped	-
JLD400BM6DPP	116,155	-	-	460/3/60	Parallel Piped	-
JLD440BM6CPP	130,697	-	-	208-230/3/60	Parallel Piped	-
JLD440BM6DPP	132,264	-	-	460/3/60	Parallel Piped	-
JLD500BM6CPP	146,794	-	-	208-230/3/60	Parallel Piped	-
JLD500BM6DPP	148,556	-	-	460/3/60	Parallel Piped	-
JLD600BM6CPP	154,901	-	-	208-230/3/60	Parallel Piped	-
JLD600BM6DPP	156,759	-	-	460/3/60	Parallel Piped	-
JLD660BM6CPP	173,507	-	-	208-230/3/60	Parallel Piped	-
JLD660BM6DPP	175,589	-	-	460/3/60	Parallel Piped	-
JLD700BM6CPP	194,037	-	-	208-230/3/60	Parallel Piped	-
JLD700BM6DPP	196,364	-	-	460/3/60	Parallel Piped	-
JLD800BM6CPP	213,395	-	-	208-230/3/60	Parallel Piped	-
JLD800BM6DPP	215,957	-	-	460/3/60	Parallel Piped	-
JLD110BM6CPP	245,436	-	-	208-230/3/60	Parallel Piped	-
JLD110BM6DPP	248,380	-	-	460/3/60	Parallel Piped	-
<b>Parallel-Piped Models: Low Temperature (R-404A/507, R-407A/R-407F, R-407C, and R-448A/R-449A)</b>						
JLD260BL6CPP	101,810	-	-	208-230/3/60	Parallel Piped	-
JLD260BL6DPP	103,235	-	-	460/3/60	Parallel Piped	-
JLD300BL6CPP	113,206	-	-	208-230/3/60	Parallel Piped	-
JLD300BL6DPP	114,789	-	-	460/3/60	Parallel Piped	-
JLD400BL6CPP	131,793	-	-	208-230/3/60	Parallel Piped	-
JLD400BL6DPP	133,637	-	-	460/3/60	Parallel Piped	-
JLD440BL6CPP	142,793	-	-	208-230/3/60	Parallel Piped	-
JLD440BL6DPP	144,793	-	-	460/3/60	Parallel Piped	-
JLD500BL6CPP	158,435	-	-	208-230/3/60	Parallel Piped	-
JLD500BL6DPP	160,653	-	-	460/3/60	Parallel Piped	-
JLD600BL6CPP	167,231	-	-	208-230/3/60	Parallel Piped	-
JLD600BL6DPP	169,572	-	-	460/3/60	Parallel Piped	-
JLD800BL6CPP	194,037	-	-	208-230/3/60	Parallel Piped	-
JLD800BL6DPP	196,751	-	-	460/3/60	Parallel Piped	-

## 26 - 100 HP Dual Compressor

## Factory-Installed Options

### Need Factory-Installed Options?

- Make sure you have selected a configurable model. When ordering, remember to specify the option codes and list price adders for each selected option.
- Can't Find Something? Other options and accessories might be available on a custom order basis. Please contact your local Sales Representative or Account Engineer for assistance.

Option Code	Description	Models Used On	Notes	List Price Adder (\$US)	
				Outdoor	intelliGen™ / Beacon II™
<b>Electrical Options</b>					
DFT.001	Defrost Timers - Air	All - Individually Piped	Medium temperature applications only.	1,203	-
DFT.001P	Defrost Timers - Air	All - Parallel Piped	Medium temperature applications only.	602	-
FCY.001-1	Fan Cycling - Temperature	260B-500B Individually Piped	Fan closest to the header is not cycled.	3,823	-
FCY.001-1P	Fan Cycling - Temperature	260B-500B Parallel Piped	Fan closest to the header is not cycled.	3,094	-
FCY.001-2	Fan Cycling - Temperature	600B-700B Individually Piped	Fan closest to the header is not cycled.	4,553	-
FCY.001-2P	Fan Cycling - Temperature	600B-700B Parallel Piped	Fan closest to the header is not cycled.	3,823	-
FCY.001-3	Fan Cycling - Temperature	800B & 110B Individually Piped	Fan closest to the header is not cycled.	5,194	-
FCY.001-3P	Fan Cycling - Temperature	800B & 110B Parallel Piped	Fan closest to the header is not cycled.	4,464	-
FCY.002-1	Fan Cycling - Pressure	260B-500B Individually Piped	Fan closest to the header is not cycled.	3,823	Standard
FCY.002-1P	Fan Cycling - Pressure	260B-500B Parallel Piped	Fan closest to the header is not cycled.	3,094	-
FCY.002-2	Fan Cycling - Pressure	600B-700B Individually Piped	Fan closest to the header is not cycled.	4,553	Standard
FCY.002-2P	Fan Cycling - Pressure	600B-700B Parallel Piped	Fan closest to the header is not cycled.	3,823	-
FCY.002-3	Fan Cycling - Pressure	800B & 110B Individually Piped	Fan closest to the header is not cycled.	5,194	Standard
FCY.002-3P	Fan Cycling - Pressure	800B & 110B Parallel Piped	Fan closest to the header is not cycled.	4,464	-
CBK.002-2	Compressor Circuit Breakers	230V - Individually Piped	-	5,649	5,649
CBK.002-2P	Compressor Circuit Breakers	230V - Parallel Piped	-	5,649	-
CBK.002-1	Compressor Circuit Breakers	460V - Individually Piped	-	2,626	2,626
CBK.002-1P	Compressor Circuit Breakers	460V - Parallel Piped	-	2,626	-
PLM.00X	Phase Loss Monitors	All - Individually Piped	-	1,235	1,235
PLM.00XP	Phase Loss Monitors	All - Parallel Piped	-	1,235	-
TDR.002	Anti-short Cycling Timers	All - Individually Piped	-	1,424	1,424
TDR.002P	Anti-short Cycling Timers	All - Parallel Piped	-	713	-
HPS.001	Manual Reset High Pressure Switches	All - Individually Piped	-	679	679
HPS.001P	Manual Reset High Pressure Switches	All - Parallel Piped	-	679	-

### Regulation Requires Variable Speed Fan Motors!

#### California Energy Commission Title 24, Section 126

Effective 01/01/2010, refrigerated warehouses with a total cold storage and frozen storage area exceeding 3,000 square feet require:

1. All condenser fans for air-cooled condensers/condensing units shall be continuously variable speed and the condensing temperature or pressure control system shall control the speed of all condenser fans serving a common condenser loop in unison. The minimum condensing temperature set point shall be less than or equal to 70 degrees Fahrenheit or reset in response to ambient dry bulb temperature or refrigeration system load.
2. All single phase condenser/condensing unit fan motors less than 1 horsepower and less than 460 volts shall be either permanent split capacitor or electronically commutated.

## 26 - 100 HP Dual Compressor

## Factory-Installed Options

### Need Factory-Installed Options?

- Make sure you have selected a configurable model. When ordering, remember to specify the option codes and list price adders for each selected option.
- Can't Find Something? Other options and accessories might be available on a custom order basis. Please contact your local Sales Representative or Account Engineer for assistance.

Option Code	Description	Models Used On	Notes	List Price Adder (\$US)	
				Outdoor	intelliGen™ / Beacon II™
MS.0014S-1	Variable Speed EC Motor with proportional pressure controller	300BM6 Parallel Piped (230V & 460V) 260B-400BL6 Parallel Piped (230V & 460V)	-	26,433	-
MS.0014S-2	Variable Speed EC Motor with proportional pressure controller	300BM6 Individually Piped (230V & 460V) 260B-400BL6 Individually Piped (230V & 460V)	-	28,762	28,762
MS.0014L-1	Variable Speed EC Motor with proportional pressure controller	400B-500BM6 Parallel Piped (230V & 460V) 440B-600BL6 Parallel Piped (230V & 460V)	-	38,604	-
MS.0014L-2	Variable Speed EC Motor with proportional pressure controller	400B-500BM6 Individually Piped (230V & 460V) 440B-600BL6 Individually Piped (230V & 460V)	-	40,932	40,932
MS.0016L-1	Variable Speed EC Motor with proportional pressure controller	600B-700BM6 Parallel Piped (230V & 460V) 800BL6 Parallel Piped (230V & 460V)	-	56,742	-
MS.0016L-2	Variable Speed EC Motor with proportional pressure controller	600B-700BM6 Individually Piped (230V & 460V) 800BL6 Individually Piped (230V & 460V)	-	59,070	59,070
MS.0018L-1	Variable Speed EC Motor with proportional pressure controller	800B - 110BM6 Parallel Piped (230V & 460V)	-	74,881	-
MS.0018L-2	Variable Speed EC Motor with proportional pressure controller	800B - 110BM6 Individually Piped (230V & 460V)	-	77,207	77,207
<b>Mechanical Options</b>					
LIQ.003-1	Replaceable core liquid-line filter driers & sight glasses	260B-440B Individually Piped	-	1,018	1,018
LIQ.003-1P	Replaceable core liquid-line filter driers & sight glasses	260B-440B Parallel Piped	-	Standard	-
LIQ.003-2	Replaceable core liquid-line filter driers & sight glasses	500B-800B Individually Piped	-	1,018	1,018
LIQ.003-2P	Replaceable core liquid-line filter driers & sight glasses	500B-800B Parallel Piped	-	Standard	-
LIQ.003-3	Replaceable core liquid-line filter driers & sight glasses	110B Individually Piped	-	1,018	1,018
LIQ.003-3P	Replaceable core liquid-line filter driers & sight glasses	110B Parallel Piped	-	Standard	-
SUC.003-1	Suction-line filters	260B-440B Individually Piped	-	2,761	2,761
SUC.003-1P	Suction-line filters	260B-440B Parallel Piped	-	N/A	-
SUC.003-2	Suction-line filters	500B-800B Individually Piped	-	3,538	3,538
SUC.003-2P	Suction-line filters	500B-800B Parallel Piped	-	N/A	-
SUC.003-3	Suction-line filters	110B Individually Piped	-	2,761	2,761
SUC.003-3P	Suction-line filters	110B Parallel Piped	-	N/A	-
SUC.005-1	Replaceable core suction-line filters	260B-440B Individually Piped	-	3,616	3,616
SUC.005-1P	Replaceable core suction-line filters	260B-440B Parallel Piped	-	Standard	-

## 26 - 100 HP Dual Compressor

## Factory-Installed Options

## Need Factory-Installed Options?

- Make sure you have selected a configurable model. When ordering, remember to specify the option codes and list price adders for each selected option.
- Can't Find Something? Other options and accessories might be available on a custom order basis. Please contact your local Sales Representative or Account Engineer for assistance.

Option Code	Description	Models Used On	Notes	List Price Adder (\$US)	
				Outdoor	intelliGen™ / Beacon II™
SUC.005-2	Replaceable core suction-line filters	500B-800B Individually Piped	-	3,777	3,777
SUC.005-2P	Replaceable core suction-line filters	500B-800B Parallel Piped	-	Standard	-
SUC.005-3	Replaceable core suction-line filters	110B Individually Piped	-	3,616	4,720
LIQ.002-1	Liquid-line solenoid valves	260B-440B Individually Piped	Not recommended on applications with line runs more than 25 feet.	2,049	-
LIQ.002-1P	Liquid-line solenoid valves	260B-440B Parallel Piped	Not recommended on applications with line runs more than 25 feet.	1,099	-
LIQ.002-2	Liquid-line solenoid valves	500B-800B Individually Piped	Not recommended on applications with line runs more than 25 feet.	2,198	-
LIQ.002-2P	Liquid-line solenoid valves	500B-800B Parallel Piped	Not recommended on applications with line runs more than 25 feet.	1,481	-
LIQ.002-3	Liquid-line solenoid valves	110B Individually Piped	Not recommended on applications with line runs more than 25 feet.	2,049	-
LIQ.002-3P	Liquid-line solenoid valves	110B Parallel Piped	Not recommended on applications with line runs more than 25 feet.	Call Factory	-
SUC.007-1	Suction accumulators	260B-440B Individually Piped	-	5,904	5,904
SUC.007-1P	Suction accumulators	260B-440B Parallel Piped	-	Standard	-
SUC.007-2	Suction accumulators	500B-800B Individually Piped	-	5,904	5,904
SUC.007-2P	Suction accumulators	500B-800B Parallel Piped	-	Standard	-
SUC.007-3	Suction accumulators	110B Individually Piped	-	5,904	5,904
SUC.007-3P	Suction accumulators	110B Parallel Piped	-	Standard	-
DIS.001-1	Oil separators with discharge line check valves	260B-600B Individually Piped	-	3,538	3,538
DIS.001-1P	Oil separators with discharge line check valves	260B-600B Parallel Piped	-	Standard	-
DIS.001-2	Oil separators with discharge line check valves	660B-800B Individually Piped	-	5,982	5,982
DIS.001-2P	Oil separators with discharge line check valves	660B-800B Parallel Piped	-	Standard	-
DIS.001-3	Oil separators with discharge line check valves	110B Individually Piped	-	7,183	7,183
DIS.001-3P	Oil separators with discharge line check valves	110B Parallel Piped	-	Standard	-
MUF.001	Discharge mufflers	All - Individually Piped	-	1,004	1,004
MUF.001P	Discharge mufflers	All - Parallel Piped	-	N/A	-
DIS.002-1	Three way heat reclaim valves with check valves installed	260B-400B Individually Piped	-	3,654	-
DIS.002-1P	Three way heat reclaim valves with check valves installed	260B-400B Parallel Piped	-	Call Factory	-
DIS.002-2	Three way heat reclaim valves with check valves installed	440B-800B Individually Piped	-	3,654	-

## 26 - 100 HP Dual Compressor

## Factory-Installed Options

### Need Factory-Installed Options?

- Make sure you have selected a configurable model. When ordering, remember to specify the option codes and list price adders for each selected option.
- Can't Find Something? Other options and accessories might be available on a custom order basis. Please contact your local Sales Representative or Account Engineer for assistance.

Option Code	Description	Models Used On	Notes	List Price Adder (\$US)	
				Outdoor	intelliGen™ / Beacon II™
DIS.002-2P	Three way heat reclaim valves with check valves installed	440B-800B Parallel Piped	-	Call Factory	-
DIS.002-3	Three way heat reclaim valves with check valves installed	110B Individually Piped	-	6,425	-
DIS.002-3P	Three way heat reclaim valves with check valves installed	110B Parallel Piped	-	Call Factory	-
UNL.001	Compressor Unloading - with pressure control for (1) cyl. Bank	All - Individually Piped	-	3,634	-
UNL.001P	Compressor Unloading - with pressure control for (1) cyl. Bank	All - Parallel Piped	-	3,634	-
REC.001-1	Low Ambient kits with heated and insulated receivers and time delay relays	260B-500B Individually Piped	-	5,590	5,590
REC.001-1P	Low Ambient kits with heated and insulated receivers and time delay relays	260B-500B Parallel Piped	-	5,590	-
REC.001-2	Low Ambient kits with heated and insulated receivers and time delay relays	600B-110B Individually Piped	-	5,590	5,590
REC.001-2P	Low Ambient kits with heated and insulated receivers and time delay relays	600B-110B Parallel Piped	-	7,343	-
<b>Coil Options</b>					
CSG.PRO-1	BohnGuard™ condenser fin protection	300BM6, 260B-400BL6	-	3,592	3,592
CSG.PRO-2	BohnGuard™ condenser fin protection	400B-500BM6, 440B-600BL6	-	5,982	5,982
CSG.PRO-3	BohnGuard™ condenser fin protection	600B-700BM6, 800BL6	-	6,705	6,705
CSG.PRO-4	BohnGuard™ condenser fin protection	800B-110BM6	-	8,940	8,940
CS.ELEC-1	ElectroFin coil coating	300BM6, 260B-400BL6	-	Call Factory	Call Factory
CS.ELEC-2	ElectroFin coil coating	400B-500BM6, 440B-600BL6	-	Call Factory	Call Factory
CS.ELEC-3	ElectroFin coil coating	600B-700BM6, 800BL6	-	Call Factory	Call Factory
CS.ELEC-4	ElectroFin coil coating	800B-110BM6	-	Call Factory	Call Factory
CSB.CPR-1	Copper condenser fins	300BM6, 260B-400BL6	-	Call Factory	Call Factory
CSB.CPR-2	Copper condenser fins	400B-500BM6, 440B-600BL6	-	Call Factory	Call Factory
CSB.CPR-3	Copper condenser fins	600B-700BM6, 800BL6	-	Call Factory	Call Factory
CSB.CPR-4	Copper condenser fins	800B-110BM6	-	Call Factory	Call Factory
CS.BRZ-1	Bronz-Glow coil coating	300BM6, 260B-400BL6	-	Call Factory	Call Factory
CS.BRZ-2	Bronz-Glow coil coating	400B-500BM6, 440B-600BL6	-	Call Factory	Call Factory
CS.BRZ-3	Bronz-Glow coil coating	600B-700BM6, 800BL6	-	Call Factory	Call Factory
CS.BRZ-4	Bronz-Glow coil coating	800B-110BM6	-	Call Factory	Call Factory

### Need an electric defrost kit?

- Make sure you have selected a configurable model. When ordering, remember to specify the option codes and list price adders for each selected option.
- Electric defrost kits and components are available to be factory mounted in the electrical box of indoor or outdoor condensing units used in medium/low temp applications with electric defrost evaporators.

### Selecting the proper kit is as easy as ...

- 1 Add up the total fan motor amps and electric heater amps for all evaporators in the refrigeration system.
- 2 For the selected condensing unit, contact your local Sales Representative or Account Engineer to find out the rated defrost power amps for both the fan motor amps and electric heater amps. The condensing unit data plate ratings are based on the actual system match.
- 3 Your local Sales Representative or Account Engineer will help you select the proper electric defrost kit and components.

### Definitions

#### Electric Defrost Timer

Initiates and terminates defrost cycles based on a predetermined time schedule.

#### Lockout Relay

Prevents the electric defrost heaters from energizing when the compressor is in operation.

#### Evaporator Hold Out Relay

Allows each evaporator to individually terminate defrost on temperature when multiple evaporators are used in a single system.

#### Fan Contactor

Carries amperage load for evaporator fan motors.

#### Heater Contactor

Carries amperage load for evaporator electric defrost heaters.

#### InterLink™ Smart Defrost Kit™ (SDK)

The InterLink™ SDK is a revolutionary product that is designed to be used on any electric defrost walk-in freezer system with an electro-mechanical defrost timer set for three or more scheduled defrosts per day. The InterLink™ SDK accurately estimates frost accumulation on the evaporator coil and decides if it can skip the preprogrammed defrost period that is set on the defrost timer. This helps eliminate unneeded defrost cycles, saving energy and increasing product integrity

Option Code	Description	Models Used On	Notes	List Price Adder (\$US)
				Outdoor
DFT.016-1	Electric Defrost Kit for system with one evaporator per compressor circuit	300B-400BM6 (230V) Individually Piped 260B-440BL6 (230V) Individually Piped All Models (460V) Individually Piped	Includes (1) electric defrost timer, (1) heater & (1) fan contactors, terminal strip, and fusing. 48 amp maximum heater load per heater contactor.	4,905
DFT.016P	Electric Defrost Kit for system with one evaporator per compressor circuit	300B-400BM6 (230V) Parallel Piped 260B-440BL6 (230V) Parallel Piped All Models (460V) Parallel Piped	Includes (1) electric defrost timer, (1) heater & (1) fan contactors, terminal strip, and fusing. 48 amp maximum heater load per heater contactor.	4,306
DFT.016-2	Electric Defrost Kit for system with one evaporator per compressor circuit	440B-110BM6 (230V) 500B-800BL6 (230V)	Includes (1) electric defrost timer, (1) heater & (1) fan contactors, terminal strip, and fusing. 48 amp maximum heater load per heater contactor.	Call Factory
DFT.013-1	Electric Defrost Kit for system with two evaporators per compressor circuit	300B-600BM6 (230V) Individually Piped All L6 Models (230V) Individually Piped All Models (460V) Individually Piped	Includes (1) electric defrost timer, (2) heater & (1) fan contactors, terminal strip, and fusing. 48 amp maximum heater load per heater contactor.	8,367
DFT.013P	Electric Defrost Kit for system with two evaporators per compressor circuit	300B-400BM6 (230V) Parallel Piped 260B-440BL6 (230V) Parallel Piped All Models (460V) Parallel Piped	Includes (1) electric defrost timer, (2) heater & (1) fan contactors, terminal strip, and fusing. 48 amp maximum heater load per heater contactor.	7,801
DFT.013-2	Electric Defrost Kit for system with two evaporators per compressor circuit	660B-110BM6 (230V)	Includes (1) electric defrost timer, (2) heater & (1) fan contactors, terminal strip, and fusing. 48 amp maximum heater load per heater contactor.	Call Factory
SDK.001	InterLink™ Smart Defrost Kit™	All - Individually Piped	Can not be used alone. Must also select a electric defrost timer or electric defrost kit.	1,863
SDK.001P	InterLink™ Smart Defrost Kit™	All - Parallel Piped	Can not be used alone. Must also select a electric defrost timer or electric defrost kit.	N/A



## 26 - 100 HP Dual Compressor

## Shipped-Loose Accessories

A wide range of shipped-loose accessories are available to order. Can't Find Something? Other options and accessories might be available on a custom order basis. Please contact your local Sales Representative or Account Engineer for assistance.

### Crankcase Pressure Regulator (CPR) Valves

A selection program must be used to pick the proper valve. The selection program requires the following inputs: system capacity, suction temperature, and maximum holding temperature. Must have one valve per compressor. Not available for use on IntelliGen™ / Beacon II™. Should not be used with MOP type expansion valves in unit coolers. Please contact your local Sales Representative or Account Engineer for assistance.

Size	Part Number	List Price (\$US)
7/8"	29346101	450
1 1/8"	29399012	662
1 3/8"	29394306	2,522
1 5/8"	4262Q	2,832
2 1/8"	29399089	3,247
2 5/8"	29314001	7,347

1/2 - 6 HP

## Overview



### Product Description:

The 1/2 through 6 HP water cooled condensing unit product line features hermetic and scroll® compressors. These condensing units' component selection, location, base and unit dimensions are all optimized for easy field replacement or installation in new applications where space is limited.

The electrical box is designed with extra space for easier servicing. The area is large enough to accommodate circuit breakers, compressor contactors, time clocks and all start components in one enclosure.

Standard features include: compressor isolation valves that enable service technicians to isolate the compressor for service and an oversized receiver which provides total refrigerant pump down. These products are ideal for units requiring long runs.

### Certifications



### Cabinet & Construction

- Component location and unit size are optimized for easy field replacement and space limited applications

### Serviceability

- Large electrical box allows easy service and installation of additional components
- A pump-down switch is provided on all models for easy field servicing
- Color-coded wire harnesses are labeled and coded for easy identification
- Suction line rotolock service valve is provided on the compressor for service
- An additional shut-off valve is mounted in the discharge line of the compressor for quick and easy compressor isolation

### Quality

- Sight glass (optional) is easily viewable
- Every unit is subjected to a helium leak test to ensure the unit is leak free
- Shipped with nitrogen holding charge to enable installer to verify unit is leak-free upon arrival
- Every unit is run-tested and cycled on both the high and low pressure controls
- All electrical circuits are also tested for functional integrity

### Components

- Features Copeland hermetic and Scroll® compressors
- Compressors are mounted with vibration eliminating rubber grommets
- All units come standard with a water regulating valve for superior head pressure control
- Oversized receiver with liquid shut-off valve is provided for installations with long refrigerant lines

### Nomenclature

ZW	N	010	L	6	B
Compressor	Application	Model Size	Operating Range	Refrigerant	Voltage
HW = Hermetic ZW = Scroll®	N = Indoor	005-060	H = High L = Low M = Medium X = Extended Temp.	6= R-404A/R-507A, R-407A/R-407C, R-448A/R-449A	B = 208/230/1/60 C = 208-230/3/60 D = 460/3/60

## 1/2 - 6 HP

## Configurable Models Pricing

### Standard Features

- Compressor mounting (rubber grommets)
- Compressor discharge service valve (in line brass base valve)
- Compressor suction service valve — rotolock
- Large capacity refrigerant receiver (up to 100 ft. runs)
- Receiver service valve (located on outlet)
- Coaxial condenser (counterflow tube in tube)
- Extra large electric box (encloses all options and start components)
- Electric conduit (UL recognized, high impact, flame retardant copolymer)
- Low pressure control switch (adjustable)
- High pressure encapsulated safety switch (fixed)
- Superhose on low pressure control (higher leak resistance)
- Liquid injection (Scroll® — low temperature models only)
- Pump-down control switch (pre-wired)
- Water valve (mounted on condenser inlet)
- Agency approvals UL, ULC

**Need to customize?** Look at the factory-installed options starting on page 177.

Bohn Model	List Price (\$US)	Voltage	Notes
<b>Hermetic High Temperature (R-404A/R-507A, R-407A/R-407C, R-448A/R-449A)</b>			
HWN005H6B	4,109	208-230/1/60	See footnote 1
HWN009H6B	4,340	208-230/1/60	See footnote 1
HWN010H6B	4,720	208-230/1/60	See footnote 1
HWN010H6C	4,893	208-230/3/60	See footnote 1
HWN015H6B	4,935	208-230/1/60	-
HWN015H6C	5,197	208-230/3/60	-
HWN025H6B	5,921	208-230/1/60	-
HWN025H6C	6,379	208-230/3/60	-
HWN032H6B	7,386	208-230/1/60	-
HWN032H6C	7,680	208-230/3/60	-
<b>Hermetic Extended Temperature (R-404A/R-507A, R-407A/R-407C, R-448A/R-449A)</b>			
HWN005X6B	4,109	208-230/1/60	See footnote 1
HWN008X6B	4,202	208-230/1/60	See footnote 1
HWN009X6B	4,340	208-230/1/60	See footnote 1
HWN010X6B	4,720	208-230/1/60	See footnote 1
HWN010X6C	4,893	208-230/3/60	See footnote 1
<b>Hermetic Extended/Medium Temperature (R-404A/R-507A, R-407A/R-407C, R-448A/R-449A)</b>			
HWN015X6B	4,935	208-230/1/60	-
HWN015X6C	5,197	208-230/3/60	-
HWN020X6B	5,490	208-230/1/60	-
HWN020X6C	5,999	208-230/3/60	-
HWN025X6B	5,921	208-230/1/60	-
HWN025X6C	6,379	208-230/3/60	-
HWN025X6D	6,800	460/3/60	-
HWN030X6B	7,028	208-230/1/60	-
HWN030X6C	7,295	208-230/3/60	-
HWN030X6D	7,601	460/3/60	-
HWN032X6B	7,386	208-230/1/60	-
HWN032X6C	7,680	208-230/3/60	-
HWN032X6D	7,947	460/3/60	-

Bohn Model	List Price (\$US)	Voltage	Notes
<b>Hermetic Low Temperature (R-404A/R-507A, R-407A/R-407C, R-448A/R-449A)</b>			
HWN011L6B	4,904	208-230/1/60	-
HWN011L6C	5,000	208-230/3/60	-
HWN014L6B	4,964	208-230/1/60	-
HWN014L6C	5,107	208-230/3/60	-
HWN025L6B	5,171	208-230/1/60	-
HWN025L6C	5,314	208-230/3/60	-
HWN031L6B	7,452	208-230/1/60	-
HWN031L6C	7,642	208-230/3/60	-
HWN031L6D	7,774	460/3/60	-
<b>Scroll Extended Temperature (R-404A/R-507A, R-407A/R-407C, R-448A/R-449A)</b>			
ZWN010X6B	8,378	208-230/1/60	-
ZWN010X6C	8,467	208-230/3/60	-
ZWN010X6D	8,790	460/3/60	-
ZWN015X6B	8,991	208-230/1/60	-
ZWN015X6C	9,080	208-230/3/60	-
ZWN015X6D	9,403	460/3/60	-
ZWN020X6B	9,214	208-230/1/60	-
ZWN020X6C	9,303	208-230/3/60	-
ZWN020X6D	9,627	460/3/60	-
ZWN025X6B	9,380	208-230/1/60	-
ZWN025X6C	9,469	208-230/3/60	-
ZWN025X6D	9,793	460/3/60	-
ZWN030X6B	9,590	208-230/1/60	-
ZWN030X6C	9,720	208-230/3/60	-
ZWN030X6D	10,165	460/3/60	-
ZWN035X6B	10,219	208-230/1/60	-
ZWN035X6C	10,354	208-230/3/60	-
ZWN035X6D	10,672	460/3/60	-
ZWN045X6B	10,616	208-230/1/60	-
ZWN045X6C	10,769	208-230/3/60	-
ZWN045X6D	11,076	460/3/60	-

**Notes:**

1. Suitable for R-407C
2. Scroll "L6" models must have a liquid line option specified.

1/2 - 6 HP

Configurable Models Pricing

Bohn Model	List Price (\$US)	Voltage	Notes
ZWN055X6B	10,924	208-230/1/60	-
ZWN055X6C	11,081	208-230/3/60	-
ZWN055X6D	11,574	460/3/60	-
ZWN060X6C	12,904	208-230/3/60	-
ZWN060X6D	13,118	460/3/60	-
<b>Scroll Low Temperature (R-404A/R-507A, R-407A/R-407C, R-448A/R-449A)</b>			
ZWN020L6B	9,102	208-230/1/60	See footnote 2
ZWN020L6C	9,247	208-230/3/60	See footnote 2
ZWN020L6D	9,414	460/3/60	See footnote 2
ZWN025L6B	9,938	208-230/1/60	See footnote 2
ZWN025L6C	10,082	208-230/3/60	See footnote 2
ZWN025L6D	10,194	460/3/60	See footnote 2
ZWN030L6B	10,097	208-230/1/60	See footnote 2
ZWN030L6C	10,252	208-230/3/60	See footnote 2
ZWN030L6D	11,534	460/3/60	See footnote 2
ZWN035L6B	10,632	208-230/1/60	See footnote 2
ZWN035L6C	10,790	208-230/3/60	See footnote 2
ZWN035L6D	11,052	460/3/60	See footnote 2
ZWN045L6B	11,108	208-230/1/60	See footnote 2
ZWN045L6C	11,256	208-230/3/60	See footnote 2
ZWN045L6D	11,520	460/3/60	See footnote 2
ZWN055L6B	11,551	208-230/1/60	See footnote 2
ZWN055L6C	11,693	208-230/3/60	See footnote 2
ZWN055L6D	11,969	460/3/60	See footnote 2
ZWN060L6C	13,195	208-230/3/60	See footnote 2
ZWN060L6D	13,919	460/3/60	See footnote 2

**Notes:**

1. Suitable for R-407C
2. Scroll "L6" models must have a liquid line option specified.

**½ - 6 HP**

**Factory-Installed Options**

## Need Factory-Installed Options?

- Make sure you have selected a configurable model. When ordering, remember to specify the option codes and list price adders for each selected option.
- Can't Find Something? Other options and accessories might be available on a custom order basis. Please contact your local Sales Representative or Account Engineer for assistance.

Option Code	Description	Models Used On	Notes	List Price Adder (\$US)
<b>Electrical Options</b>				
DFT.001	Defrost Timer - Air	All H2, X6	Medium temperature applications only.	602
<b>Mechanical Options</b>				
LIQ.001-1	Liquid-line Drier & Sight Glass	005-025	-	565
LIQ.001-2	Liquid-line Drier & Sight Glass	030-060	-	655
LIQ.002-1	Liquid-line Drier, Sight Glass & Solenoid Valve	005-025	-	1,205
LIQ.002-2	Liquid-line Drier, Sight Glass & Solenoid Valve	030-060	-	1,296
SUC.003-1	Suction-line filter	005-025	-	360
SUC.003-2	Suction-line filter	030-060	-	427
SUC.007-1	Suction accumulator	005-025	-	452
SUC.007-2	Suction accumulator	027-060	-	753
SUC.004-1	Suction-line filter & accumulator	005-025	-	812
SUC.004-2	Suction-line filter & accumulator	030-060	-	1,180

1/2 - 6 HP

## Factory-Installed Electric Defrost Options

## Need an electric defrost timer or kit?

- Make sure you have selected a configurable model. When ordering, remember to specify the option codes and list price adders for each selected option.
- Electric defrost kits and components are available to be factory mounted in the electrical box of indoor or outdoor condensing units used in medium/low temp applications with electric defrost evaporators.

## Selecting the proper kit is as easy as ...

1

Add up the total fan motor amps and electric heater amps for all evaporators in the refrigeration system.

2

For the selected condensing unit, find the rated defrost power amps for both the fan motor amps and electric heater amps.

3

If the evaporator total fan motor amps and electric defrost heater amps calculated in Step 1 are less than the condensing unit's rated defrost power amps found in Step 2 then proceed below to select the appropriate kit/components and list price adders. If not then contact your local Sales Representative or Account Engineer for assistance.

## Definitions

**Electric Defrost Timer**

Initiates and terminates defrost cycles based on a predetermined time schedule.

**Lockout Relay**

Prevents the electric defrost heaters from energizing when the compressor is in operation. Not available on electric defrost timer only options.

**Fan Contactor**

Carries amperage load for evaporator fan motors.

**Heater Contactor**

Carries amperage load for evaporator electric defrost heaters.

**InterLink™ Smart Defrost Kit™ (SDK)**

The InterLink™ SDK is a revolutionary product that is designed to be used on any electric defrost walk-in freezer system with an electro-mechanical defrost timer set for three or more scheduled defrosts per day. The InterLink™ SDK accurately estimates frost accumulation on the evaporator coil and decides if it can skip the preprogrammed defrost period that is set on the defrost timer. This helps eliminate unneeded defrost cycles, saving energy and increasing product integrity

Option Code	Description	Models Used On	Notes	List Price Adder (\$US)
DFT.002	Defrost Timer - Electric	005-060 L6, H2, X6 (208-230V)	-	602
DFT.007	Electric Defrost Kit	HWN: 040-050 H2, X6 (208-230V) ZWN: 030-060 X6, L6 (208-230V) All: 015-060 H2, X6, L6 (460V)	Includes (1) electric defrost timer, (1) heater & (1) fan contactors, and (1) lockout relay.	857
SDK.001	InterLink™ Smart Defrost Kit™	005-060 and L6, H2, X6	Can not be used alone. Must also select a electric defrost timer or electric defrost kit.	930

## 1/2 - 6 HP

## Shipped-Loose Accessories

A wide range of shipped-loose accessories are available to order. Can't Find Something? Other options and accessories might be available on a custom order basis. Please contact your local Sales Representative or Account Engineer for assistance.

### Crankcase Pressure Regulator (CPR) Valves

A selection program must be used to pick the proper valve. The selection program requires the following inputs: system capacity, suction temperature, and maximum holding temperature. Should not be used with MOP type expansion valves in unit coolers. Please contact your local Sales Representative or Account Engineer for assistance.

Size	Part Number	List Price (\$US)
5/8"	2930142	328
7/8"	29346101	450
1 1/8"	29399012	662
1 3/8"	29394306	2,522

3/4 - 22 HP

## Overview



### Product Description:

The 3/4 through 22 HP water-cooled condensing unit product line features semi-hermetic compressors. These condensing units are "vessel-mounted" indoor water-cooled condensing units complete with a shell and tube condenser.

The cleanable condenser is perfect for applications where air-cooled condensers would not be practical and/or areas where water is readily available.

These units provide an economical, compact alternative to traditional air-cooled condensing units.

### Certifications:



### Cabinet & Construction

- Component location and unit size are optimized for easy field replacement and space limited applications

### Serviceability

- Spacious, pre-painted electrical box
- Pump-down switch
- Easy access refrigerant piping
- Captive door fasteners
- Single electrical connection location
- Removable electrical box provides convenient front access to the oil pump and compressor

### Quality

- Pre-bent tubing reduces the possibility of leaks
- Shipped with a dry nitrogen holding charge
- Heavy duty metal base plate
- Non-metallic conduit on all wiring runs

### Components

- Semi-hermetic reciprocating compressors
- Rigid mounted compressors on models 0075-0400 and spring mounted compressors with suction and discharge vibration eliminators on models 0499 and above
- Fixed low pressure switch (adjustable on low temperature models)
- Fixed high pressure switch
- Sealed liquid line filter drier and sight glass

### Nomenclature

S	W	N	0075	L	6	B
Compressor	Model	Application	Model Size	Operating Range	Refrigerant	Electrical Code
S = Semi-Hermetic Reciprocating	W = Water Cooled	N = Indoor	0075-2200	H = High L = Low M = Medium E = Extra Low	6 = R-404A/R-507A, R-407A/R-407C, R-448A/R-449A	B = 208/230/1/60 C = 208-230/3/60 D = 460/3/60 E = 575/3/60



## 3/4 - 22 HP

## Configurable Models Pricing

### Standard Features

- Solid mounted semi-hermetic Reed and Discus® compressors up to and including 0400
- Spring mounted compressor 0499 and above
- Oil pressure switch (where required)
- High-low pressure controls
- Compressor contactor
- Shell and tube water-cooled condenser with pressure relief
- Liquid-line filter drier and sight glass
- Pump-down switch

**Need to customize?** Look at the factory-installed options starting on page 182.

Bohn Model	List Price (\$US)	Voltage	Notes
<b>Semi-Hermetic Medium Temperature (R-404A/R-507A, R-407A/R-407C, R-448A/R-449A)</b>			
SWN0090M6B	10,104	208-230/1/60	-
SWN0090M6C	10,240	208-230/3/60	-
SWN0199M6B	11,848	208-230/1/60	-
SWN0199M6C	11,923	208-230/3/60	-
SWN0200M6C	13,221	208-230/3/60	-
SWN0310M6C	15,496	208-230/3/60	-
SWN0310M6D	17,016	460/3/60	-
SWN0310M6E	17,354	575/3/60	-
SWN0500M6C	18,212	208-230/3/60	See footnote 1
SWN0500M6D	19,861	460/3/60	See footnote 1
<b>Semi-Hermetic Low Temperature (R-404A/R-507A, R-407A/R-407C, R-448A/R-449A)</b>			
SWN0150L6B	10,994	208-230/1/60	-
SWN0150L6C	11,048	208-230/3/60	-
SWN0150L6D	12,698	460/3/60	-
SWN0200L6C	13,347	208-230/3/60	-
SWN0210L6B	13,552	208-230/1/60	-
SWN0210L6C	13,347	208-230/3/60	-
SWN0210L6D	15,055	460/3/60	-
SWN0210L6E	15,354	575/3/60	-
SWN0310E6C	15,130	208-230/3/60	-
SWN0310E6D	16,833	460/3/60	-
SWN0310L6C	15,130	208-230/3/60	-
SWN0310L6D	16,833	460/3/60	-
SWN0310L6E	17,168	575/3/60	-
SWN0311L6C	18,177	208-230/3/60	See footnote 2
SWN0311L6D	19,878	460/3/60	See footnote 2
SWN0311L6E	20,275	575/3/60	See footnote 2
SWN0400L6C	19,490	208-230/3/60	See footnote 2
SWN0400L6D	21,230	460/3/60	See footnote 2
SWN0400L6E	21,652	575/3/60	See footnote 2
SWN0599L6C	20,069	208-230/3/60	See footnote 2
SWN0599L6D	21,771	460/3/60	See footnote 2
SWN0599L6E	22,211	575/3/60	See footnote 2

Bohn Model	List Price (\$US)	Voltage	Notes
SWN0600L6C	21,398	208-230/3/60	See footnote 2
SWN0600L6D	23,101	460/3/60	See footnote 2
SWN0600L6E	23,564	575/3/60	See footnote 2
SWN0601L6C	22,729	208-230/3/60	See footnote 2
SWN0601L6D	24,434	460/3/60	See footnote 2
SWN0601L6E	24,925	575/3/60	See footnote 2
SWN0750L6C	24,561	208-230/3/60	See footnote 2
SWN0750L6D	26,655	460/3/60	See footnote 2
SWN0750L6E	27,188	575/3/60	See footnote 2
SWN0900L6C	27,301	208-230/3/60	See footnote 2
SWN0900L6D	29,399	460/3/60	See footnote 2
SWN0900L6E	29,986	575/3/60	See footnote 2
SWN1000L6C	29,976	208-230/3/60	See footnote 2
SWN1000L6D	30,936	460/3/60	See footnote 2
SWN1000L6E	31,554	575/3/60	See footnote 2
SWN1500L6C	36,288	208-230/3/60	See footnote 2
SWN1500L6D	37,212	460/3/60	See footnote 2
SWN1500L6E	37,957	575/3/60	See footnote 2
SWN2200L6C	42,484	208-230/3/60	See footnote 2
SWN2200L6D	43,404	460/3/60	See footnote 2
SWN2200L6E	44,269	575/3/60	See footnote 2

**Notes:**

1. Suitable for R-407A, R-407C, R-448A/R-449A)
2. Suitable for R-407A, R-407C, R407F

$\frac{3}{4}$  - 22 HP

## Factory-Installed Options

## Need Factory-Installed Options?

- Make sure you have selected a configurable model. When ordering, remember to specify the option codes and list price adders for each selected option.
- Can't Find Something? Other options and accessories might be available on a custom order basis. Please contact your local Sales Representative or Account Engineer for assistance.

Option Code	Description	Models Used On	Notes	List Price Adder (\$US)
<b>Electrical Options</b>				
DFT.001	Defrost Timer - Air	All H2, M2, M6	Medium temperature applications only.	602
CBK.001-1	Circuit Breakers (Compressor & Control Circuit)	0075-0311 (208-230/1/60 or 230V/1/60)	-	525
CBK.001-2	Circuit Breakers (Compressor & Control Circuit)	0075-2000 (230V/3/60)	-	619
CBK.001-3	Circuit Breakers (Compressor & Control Circuit)	0100-2200 (460V/3/60)	-	1,483
CBK.001-4	Circuit Breakers (Compressor & Control Circuit)	2200L6C	-	2,342
CCH.001	Crankcase Heater	All	-	341
SW.002	Dual pressure control with adjustable high & low pressure settings	All	-	166
<b>Mechanical Options</b>				
LIQ.003	Replaceable core liquid-line filter drier & sight glass	0300-2200	-	922
LIQ.002-1	Liquid-line solenoid valve	0075-0400	Not recommended on applications with line runs more than 25 feet.	669
LIQ.002-2	Liquid-line solenoid valve	0499-0900	Not recommended on applications with line runs more than 25 feet.	748
LIQ.002-3	Liquid-line solenoid valve	1000-2200	Not recommended on applications with line runs more than 25 feet.	1,025
CMT.002	Spring Mounted Compressor	0075-0400	Includes discharge and suction vibration eliminators. Standard on 0499 and above	454
SUC.003-1	Suction-line filter	0075-0210	-	378
SUC.003-2	Suction-line filter	0300-0400	-	865
SUC.005	Replaceable core suction-line filter	0300-0400	-	1,360
SUC.007-1	Suction accumulator	0075-0210	-	562
SUC.007-2	Suction accumulator	0300-0400	-	876
SUC.010	Suction-line filter	0499-2200	-	1,336
SUC.012	Replaceable core suction-line filter	0500-2200	-	1,360
SUC.014-1	Suction accumulator	0499-1000	-	1,400
SUC.014-2	Suction accumulator	1500H2-2000H2 & 1500L6-2200L6	-	2,559
DIS.001	Oil separator with discharge line check valve	0300-0400	-	1,417
DIS.009-1	Oil separator with discharge line check valve	0499-0500	-	1,417
DIS.009-2	Oil separator with discharge line check valve	0599-1000	-	1,497
DIS.009-3	Oil separator with discharge line check valve	1500-2200	-	1,771

3/4 - 22 HP

## Factory-Installed Electric Defrost Options

### Need an electric defrost timer or kit?

- Make sure you have selected a configurable model. When ordering, remember to specify the option codes and list price adders for each selected option.
- Electric defrost kits and components are available to be factory mounted in the electrical box of indoor or outdoor condensing units used in medium/low temp applications with electric defrost evaporators.

### Selecting the proper kit is as easy as ...

- 1 Add up the total fan motor amps and electric heater amps for all evaporators in the refrigeration system.
- 2 For the selected condensing unit, find the rated defrost power amps for both the fan motor amps and electric heater amps.
- 3 If the evaporator total fan motor amps and electric defrost heater amps calculated in Step 1 are less than the condensing unit's rated defrost power amps found in Step 2 then proceed below to select the appropriate kit/components and list price adders. If not then contact your local Sales Representative or Account Engineer for assistance.

### Definitions

#### Electric Defrost Timer

Initiates and terminates defrost cycles based on a predetermined time schedule.

#### Lockout Relay

Prevents the electric defrost heaters from energizing when the compressor is in operation. Not available on electric defrost timer only options.

#### Fan Contactor

Carries amperage load for evaporator fan motors.

#### Heater Contactor

Carries amperage load for evaporator electric defrost heaters.

#### InterLink™ Smart Defrost Kit™ (SDK)

The InterLink™ SDK is a revolutionary product that is designed to be used on any electric defrost walk-in freezer system with an electro-mechanical defrost timer set for three or more scheduled defrosts per day. The InterLink™ SDK accurately estimates frost accumulation on the evaporator coil and decides if it can skip the preprogrammed defrost period that is set on the defrost timer. This helps eliminate unneeded defrost cycles, saving energy and increasing product integrity

Option Code	Description	Models Used On	Notes	List Price Adder (\$US)
DFT.028-1	Electric Defrost Kit (Low Amps)	0075-1000, 1500-2200 (460V)	Includes (1) electric defrost timer, (1 or 2) heater & (1) fan contactors, terminal strip	1,058
DFT.028-2	Electric Defrost Kit (Low Amps)	1500-2200 (230V)	Includes (1) electric defrost timer, (1 or 2) heater & (1) fan contactors, terminal strip	1,554
DFT.029-1	Electric Defrost Kit (High Amps)	0150H2B, 0199M6B, 0300-0601, 0750-1000 (460V)	Includes (1) electric defrost timer, (1 or 2) heater & (1) fan contactors, terminal strip	1,058
DFT.029-2	Electric Defrost Kit (High Amps)	0750-1000 (230V), 1500-2200	Includes (1) electric defrost timer, (1 or 2) heater & (1) fan contactors, terminal strip	1,554
DEF.067-1	Fuses for electric defrost kits (Low Amps)	0075-1000	-	437
DEF.067-2	Fuses for electric defrost kits (Low Amps)	1500-2200	-	619
DEF.068-1	Fuses for electric defrost kits (High Amps)	0150H2B, 0199M6B, 0300-0601	-	437
DEF.068-2	Fuses for electric defrost kits (High Amps)	0750-2200	-	619
SDK.001	InterLink™ Smart Defrost Kit™	All	Can not be used alone. Must also select a electric defrost timer or electric defrost kit.	930

**¾ - 22 HP****Shipped-Loose Accessories**

A wide range of shipped-loose accessories are available to order. Can't Find Something? Other options and accessories might be available on a custom order basis. Please contact your local Sales Representative or Account Engineer for assistance.

Part Number	Description	Models Used On	Notes	List Price (\$US)
<b>Mechanical Options</b>				
2935028	Water Regulating Valve	0075-0311	-	404
2935031	Water Regulating Valve	0400-0601	-	404
2935041	Water Regulating Valve	0750-0900	-	1,297
2935042	Water Regulating Valve	1000, 1500L6, 2200L6	-	1,297
87409001	Water Regulating Valve	1500H2, 2000H2	-	3,486
50055901	Two Tier Rack (Small)	0075 - 1000	-	3,663
50055902	Two Tier Rack (Large)	1500 - 2200	-	3,663


### Crankcase Pressure Regulator (CPR) Valves

A selection program must be used to pick the proper valve. The selection program requires the following inputs: system capacity, suction temperature, and maximum holding temperature. Should not be used with MOP type expansion valves in unit coolers. Please contact your local Sales Representative or Account Engineer for assistance.

Size	Part Number	List Price (\$US)
5/8"	2930142	328
7/8"	29346101	450
1 1/8"	29399012	662
1 3/8"	29394306	2,522
1 5/8"	4262Q	2,832

3/4 - 22 HP

## Overview



### Product Description

The indoor SRN and ZRN remote compressor units feature semi-hermetic or Scroll® compressors. These units are specially designed for use in supermarket restaurant, warehouse and other commercial and industrial applications.

The design focuses on easy of installation and maintenance along with the flexibility to fit most application requirements.

### Certifications



### Cabinet & Construction

- Spacious, pre-painted electrical box
- Fixed low pressure switch (adjustable on low temp models)
- Fixed high pressure switch
- Pump down switch
- 230V control circuit transformer on 460V units
- Standard 16-3/4" tall box - (large 29-1/4" tall box is standard when defrost components are selected)
- Sealed liquid line filter drier and sight glass

### Serviceability

- Easy access refrigerant piping
- Captive door fasteners
- Single electrical connection location
- Removable electrical box provides convenient front access to the oil pump and compressor

### Quality

- Every unit is subjected to a helium leak test to ensure the unit is leak free
- Shipped with nitrogen holding charge to enable installer to verify unit is leak-free upon arrival
- All the units are completely leak tested in a helium environment, compressor is bump tested and high and low pressure controls are cycled. Each unit has a copy of the run data shipped inside the electrical panel.

### Components

- Pre-bent tubing reduces the possibility of leaks
- Shipped with dry nitrogen charge
- Heavy duty base plate
- Non-metallic conduit on all wiring runs

### Nomenclature

S	R	N	020	H	2	C
Compressor	Model	Application	Model Size	Operating Range	Refrigerant	Electrical Code
S = Semi-Hermetic Reciprocating Z = Remote Scroll®	R = Remote	N = Indoor	020-2200	H = High L = Low M = Medium E- Extra Low X = Extended Temp.	6 = R-404A/R-507A, R-407A/R-407C, R-448A/R-449A	B = 208/230/1/60 C = 208-230/3/60 D = 460/3/60 E = 575/3/60

**3/4 - 22 HP**

**Configurable Models Pricing**

### Standard Features

- Solid mounted semi-hermetic Reed and Discus® compressors up to and including 0400
- Spring mounted compressor 0499 and above
- Oil pressure switch (where required)
- High-low pressure controls
- Compressor contactor
- Liquid receiver with pressure relief
- Liquid-line filter drier and sight glass (except ZRN020-060)
- Pump-down switch

**Need to customize?** Look at the factory-installed options starting on page 188.

Bohn Model	List Price (\$US)	Voltage	Notes
<b>Semi-Hermetic Medium Temperature (R-404A/R-507A, R-407A/R-407C, R-448A/R-449A)</b>			
SRN0090M6B	8,592	208-230/1/60	-
SRN0090M6C	8,744	208-230/3/60	-
SRN0199M6B	10,114	208-230/1/60	-
SRN0199M6C	10,062	208-230/3/60	-
SRN0200M6C	11,195	208-230/3/60	-
SRN0310M6C	12,388	208-230/3/60	-
SRN0310M6D	13,905	460/3/60	-
SRN0310M6E	14,182	575/3/60	-
SRN0500M6C	14,464	208-230/3/60	See footnote 1
SRN0500M6D	16,439	460/3/60	See footnote 1
SRN0500M6E	16,769	575/3/60	See footnote 1
<b>Semi-Hermetic Low Temperature (R-404A/R-507A, R-407A/R-407C, R-448A/R-449A)</b>			
SRN0150L6B	9,169	208-230/1/60	-
SRN0150L6C	9,157	208-230/3/60	-
SRN0150L6D	10,862	460/3/60	-
SRN0200L6C	11,320	208-230/3/60	-
SRN0210L6B	11,320	208-230/1/60	-
SRN0210L6C	11,525	208-230/3/60	-
SRN0210L6D	13,029	460/3/60	-
SRN0210L6E	13,289	575/3/60	-
SRN0310E6C	12,481	208-230/3/60	-
SRN0310E6D	14,184	460/3/60	-
SRN0310L6C	12,481	208-230/3/60	-
SRN0310L6D	14,184	460/3/60	-
SRN0310L6E	14,471	575/3/60	-
SRN0311L6C	14,920	208-230/3/60	See footnote 2
SRN0311L6D	16,624	460/3/60	See footnote 2
SRN0311L6E	16,955	575/3/60	See footnote 2
SRN0400L6C	16,350	208-230/3/60	See footnote 2
SRN0400L6D	18,055	460/3/60	See footnote 2
SRN0400L6E	18,418	575/3/60	See footnote 2
SRN0599L6C	17,007	208-230/3/60	See footnote 2
SRN0599L6D	18,711	460/3/60	See footnote 2
SRN0599L6E	19,085	575/3/60	See footnote 2
SRN0600L6C	17,127	208-230/3/60	See footnote 2
SRN0600L6D	18,829	460/3/60	See footnote 2
SRN0600L6E	19,204	575/3/60	See footnote 2

Bohn Model	List Price (\$US)	Voltage	Notes
SRN0601L6C	17,952	208-230/3/60	See footnote 2
SRN0601L6D	19,656	460/3/60	See footnote 2
SRN0601L6E	20,049	575/3/60	See footnote 2
SRN0750L6C	20,975	208-230/3/60	See footnote 2
SRN0750L6D	23,074	460/3/60	See footnote 2
SRN0750L6E	23,535	575/3/60	See footnote 2
SRN0900L6C	22,161	208-230/3/60	See footnote 2
SRN0900L6D	24,254	460/3/60	See footnote 2
SRN0900L6E	24,743	575/3/60	See footnote 2
SRN1000L6C	24,509	208-230/3/60	See footnote 2
SRN1000L6D	24,732	460/3/60	See footnote 2
SRN1000L6E	25,227	575/3/60	See footnote 2
SRN1500L6C	29,247	208-230/3/60	See footnote 2
SRN1500L6D	30,171	460/3/60	See footnote 2
SRN1500L6E	30,777	575/3/60	See footnote 2
SRN2200L6C	33,587	208-230/3/60	See footnote 2
SRN2200L6D	34,511	460/3/60	See footnote 2
SRN2200L6E	35,201	575/3/60	See footnote 2
<b>Scroll Extended Temperature (R-404A/R-507A, R-407A/R-407C, R-448A/R-449A)</b>			
ZRN020X6B	7,877	208-230/1/60	-
ZRN020X6C	8,006	208-230/3/60	-
ZRN020X6D	8,450	460/3/60	-
ZRN025X6B	7,738	208-230/1/60	-
ZRN025X6C	7,867	208-230/3/60	-
ZRN025X6D	8,311	460/3/60	-
ZRN030X6B	8,365	208-230/1/60	-
ZRN030X6C	8,494	208-230/3/60	-
ZRN030X6D	8,939	460/3/60	-
ZRN035X6B	8,226	208-230/1/60	-
ZRN035X6C	8,363	208-230/3/60	-
ZRN035X6D	8,681	460/3/60	-
ZRN045X6B	8,624	208-230/1/60	-
ZRN045X6C	8,776	208-230/3/60	-
ZRN045X6D	9,082	460/3/60	-
ZRN055X6B	8,431	208-230/1/60	-
ZRN055X6C	8,589	208-230/3/60	-
ZRN055X6D	9,081	460/3/60	-
ZRN060X6C	9,593	208-230/3/60	-
ZRN060X6D	9,807	460/3/60	-

**Notes:**

1. Suitable for R-407A, R-407C, R-448A/R-449A
2. Suitable for R-407A, R-407C, R407F
3. Scroll "L6" models must have a liquid line option specified.

# Remote Compressor Units

# BOHN

## 3/4 - 22 HP

## Configurable Models Pricing

Bohn Model	List Price (\$US)	Voltage	Notes
<b>Scroll Medium Temperature (R-404A/R-507A, R-407A/R-407C, R-448A/R-449A)</b>			
ZRN0650M6C	13,538	208-230/3/60	-
ZRN0650M6D	15,636	460/3/60	-
ZRN0650M6E	16,030	575/3/60	-
ZRN0700M6C	14,509	208-230/3/60	-
ZRN0700M6D	16,609	460/3/60	-
ZRN0700M6E	17,030	575/3/60	-
ZRN0750M6C	14,932	208-230/3/60	-
ZRN0750M6D	17,033	460/3/60	-
ZRN0750M6E	17,454	575/3/60	-
ZRN0860M6C	16,230	208-230/3/60	-
ZRN0860M6D	17,135	460/3/60	-
ZRN0860M6E	17,569	575/3/60	-
ZRN1000M6C	19,461	208-230/3/60	-
ZRN1000M6D	20,381	460/3/60	-
ZRN1000M6E	20,878	575/3/60	-
ZRN1400M6C	21,958	208-230/3/60	-
ZRN1400M6D	22,878	460/3/60	-
ZRN1400M6E	23,374	575/3/60	-
<b>Scroll Low Temperature (R-404A/R-507A, R-407A/R-407C, R-448A/R-449A)</b>			
ZRN020L6B	8,605	208-230/1/60	See Footnote 3
ZRN020L6C	8,761	208-230/3/60	See Footnote 3
ZRN020L6D	10,044	460/3/60	See Footnote 3
ZRN025L6B	8,946	208-230/1/60	See Footnote 3
ZRN025L6C	9,102	208-230/3/60	See Footnote 3
ZRN025L6D	10,382	460/3/60	See Footnote 3
ZRN030L6B	9,482	208-230/1/60	See Footnote 3
ZRN030L6C	9,638	208-230/3/60	See Footnote 3
ZRN030L6D	10,919	460/3/60	See Footnote 3
ZRN035L6B	9,823	208-230/1/60	See Footnote 3
ZRN035L6C	9,981	208-230/3/60	See Footnote 3
ZRN035L6D	10,243	460/3/60	See Footnote 3
ZRN045L6B	10,297	208-230/1/60	See Footnote 3
ZRN045L6C	10,446	208-230/3/60	See Footnote 3
ZRN045L6D	10,710	460/3/60	See Footnote 3
ZRN055L6B	10,539	208-230/1/60	See Footnote 3
ZRN055L6C	10,683	208-230/3/60	See Footnote 3
ZRN055L6D	10,957	460/3/60	See Footnote 3
ZRN060L6C	11,970	208-230/3/60	See Footnote 3
ZRN060L6D	12,693	460/3/60	See Footnote 3
ZRN0750L6C	16,323	208-230/3/60	-
ZRN0750L6D	18,026	460/3/60	-
ZRN0750L6E	18,402	575/3/60	-

Bohn Model	List Price (\$US)	Voltage	Notes
ZRN1000L6C	20,305	208-230/3/60	-
ZRN1000L6D	22,404	460/3/60	-
ZRN1000L6E	22,864	575/3/60	-
ZRN1300L6C	21,972	208-230/3/60	-
ZRN1300L6D	24,066	460/3/60	-
ZRN1300L6E	24,555	575/3/60	-
ZRN1500L6C	23,910	208-230/3/60	-
ZRN1500L6D	24,131	460/3/60	-
ZRN1500L6E	24,628	575/3/60	-

**Notes:**

1. Suitable for R-407A, R-407C, R-448A/R-449A
2. Suitable for R-407A, R-407C, R407F
3. Scroll "L6" models must have a liquid line option specified.

$\frac{3}{4}$  - 22 HP

## Factory-Installed Options

## Need Factory-Installed Options?

- Make sure you have selected a configurable model. When ordering, remember to specify the option codes and list price adders for each selected option.
- Can't Find Something? Other options and accessories might be available on a custom order basis. Please contact your local Sales Representative or Account Engineer for assistance.

Option Code	Description	Models Used On	Notes	List Price Adder (\$US)
<b>Electrical Options</b>				
DFT.001	Defrost Timer - Air	All H2, M2, M6, X6	Medium temperature applications only.	602
CBK.001-1	Circuit Breakers (Compressor & Control Circuit)	0075-0311 (208-230/1/60 or 230V/1/60)	-	525
CBK.001-2	Circuit Breakers (Compressor & Control Circuit)	0075-2000 (230V/3/60)	-	619
CBK.001-3	Circuit Breakers (Compressor & Control Circuit)	0100-2200 (460V/3/60)	-	1,483
CBK.001-4	Circuit Breakers (Compressor & Control Circuit)	2200L6C	-	2,342
CCH.001	Crankcase Heater	All SRN	-	341
SW.002	Dual pressure control with adjustable high & low pressure settings	0075-2200	-	166
<b>Mechanical Options</b>				
LIQ.001	Liquid-line filter drier & sight glass	020-060 ZRN	Required on all L6 models with scroll compressors.	655
LIQ.002-1	Liquid-line solenoid valve	0075-0400	Not recommended on applications with line runs more than 25 feet.	669
LIQ.002-2	Liquid-line solenoid valve	0499-0900 SRN, 0650-0750M6 ZRN, 0750-1300L6 ZRN	Not recommended on applications with line runs more than 25 feet.	748
LIQ.002-3	Liquid-line solenoid valve	1000-2200 SRN, 0860-1400M6 ZRN, 1500L6 ZRN	Not recommended on applications with line runs more than 25 feet.	1,025
LIQ.002-4	Liquid-line solenoid valve	020-060 ZRN	Not recommended on applications with line runs more than 25 feet.	1,296
LIQ.003	Replaceable core liquid-line filter drier & sight glass	0300-2200 SRN, 0650-1500 ZRN	-	922
SUC.003-1	Suction-line filter	0075-0210 SRN	-	378
SUC.003-2	Suction-line filter	020-060 ZRN	-	427
SUC.003-3	Suction-line filter	0750-1500L6 ZRN	-	865
SUC.003-4	Suction-line filter	0650-1400M6 ZRN	-	1,336
SUC.005	Replaceable core suction-line filter	0310-0400 SRN, 0650-1500 ZRN	-	1,360
SUC.010	Suction-line filter	0499-2200 SRN	-	1,336
SUC.012	Replaceable core suction-line filter	0300 & 0499-2200 SRN	-	1,360
SUC.007-1	Suction accumulator	0075-0210 SRN	-	562
SUC.007-2	Suction accumulator	020-060 ZRN	-	753
SUC.007-3	Suction accumulator	0300-0400 SRN, 0750L6-1500L6 ZRN	-	876
SUC.007-4	Suction accumulator	0650M6-1400M6 ZRN	-	1,400
SUC.014-1	Suction accumulator	0499-1000 SRN	-	1,400
SUC.014-2	Suction accumulator	1500-2200 SRN	-	2,559
DIS.001-1	Oil separator with discharge line check valve	0300-0400 SRN, 0750L6-1500L6 ZRN	-	1,417
DIS.001-2	Oil separator with discharge line check valve	0650M6-1400M6 ZRN	-	1,497
DIS.004-1	Head pressure control flooding valve, fixed	020-060 ZRN	-	533
DIS.004-2	Head pressure control flooding valve, fixed	0075-0400 SRN, 0650-1500 ZRN	-	546
DIS.009-1	Oil separator with discharge line check valve	0499-0500 SRN	-	1,417
DIS.009-2	Oil separator with discharge line check valve	0599-1000 SRN	-	1,497
DIS.009-3	Oil separator with discharge line check valve	1500-2200 SRN	-	1,771
DIS.010-1	Head pressure control flooding valve, fixed	0499-1000 SRN	-	546
DIS.010-2	Head pressure control flooding valve, fixed	1500-2200 SRN	-	925



¾ - 22 HP

Factory-Installed Electric Defrost Options

## Need an electric defrost timer or kit?

- Make sure you have selected a configurable model. When ordering, remember to specify the option codes and list price adders for each selected option.
- Electric defrost kits and components are available to be factory mounted in the electrical box of indoor or outdoor condensing units used in medium/low temp applications with electric defrost evaporators.

### Selecting the proper kit is as easy as ...

- 1 Add up the total fan motor amps and electric heater amps for all evaporators in the refrigeration system.
- 2 For the selected condensing unit, find the rated defrost power amps for both the fan motor amps and electric heater amps.
- 3 If the evaporator total fan motor amps and electric defrost heater amps calculated in Step 1 are less than the condensing unit's rated defrost power amps found in Step 2 then proceed below to select the appropriate kit/components and list price adders. If not then contact your local Sales Representative or Account Engineer for assistance.

### Definitions

#### Electric Defrost Timer

Initiates and terminates defrost cycles based on a predetermined time schedule.

#### Lockout Relay

Prevents the electric defrost heaters from energizing when the compressor is in operation. Not available on electric defrost timer only options.

#### Fan Contactor

Carries amperage load for evaporator fan motors.

#### Heater Contactor

Carries amperage load for evaporator electric defrost heaters.

#### InterLink™ Smart Defrost Kit™ (SDK)

The InterLink™ SDK is a revolutionary product that is designed to be used on any electric defrost walk-in freezer system with an electro-mechanical defrost timer set for three or more scheduled defrosts per day. The InterLink™ SDK accurately estimates frost accumulation on the evaporator coil and decides if it can skip the preprogrammed defrost period that is set on the defrost timer. This helps eliminate unneeded defrost cycles, saving energy and increasing product integrity

Option Code	Description	Models Used On	Notes	List Price Adder (\$US)
DFT.002	Defrost Timer - Electric	ZRN: 020-060X6/L6	-	602
DFT.007	Electric Defrost Kit	ZRN: 020-060X6/L6	Includes (1) electric defrost timer, (1) heater & (1) fan contactors, and (1) lockout relay.	857
DFT.028-1	Electric Defrost Kit (Low Amps)	SRN: 0075-1000 & 1500-2200 (460V); ZRN: 0650-0860 (230V) & 0650-1500 (460V)	Includes (1) electric defrost timer, (1 or 2) heater & (1) fan contactors, terminal strip	1,058
DFT.028-2	Electric Defrost Kit (Low Amps)	SRN: 1500-2200 (230V); ZRN: 1000-1400M6 (230V)	Includes (1) electric defrost timer, (1 or 2) heater & (1) fan contactors, terminal strip	1,554
DFT.029-1	Electric Defrost Kit (High Amps)	SRN: 0150H2B, 0199M6B, 0300-0601, 0750-1000 (460V); ZRN: 0750L6 (230V), 0650-0860M6/L6 (460V)	Includes (1) electric defrost timer, (1 or 2) heater & (1) fan contactors, terminal strip	1,058
DFT.029-2	Electric Defrost Kit (High Amps)	SRN: 0750-1000 (230V), 1500-2200; ZRN: M6 (230V), 1000-1500L6 (230V), 1000-1400M6 (460V)	Includes (1) electric defrost timer, (1 or 2) heater & (1) fan contactors, terminal strip	1,554
DEF.067-1	Fuses for electric defrost kits (Low Amps)	SRN: 0075-1000; ZRN: 0560-0860M6, 0750-1500L6	-	437
DEF.067-2	Fuses for electric defrost kits (Low Amps)	SRN: 1500-2200; ZRN: 1000-1400M6	-	619
DEF.068-1	Fuses for electric defrost kits (High Amps)	SRN: 0150H2B, 0199M6B, 0300-0601; ZRN: 0750L6	-	437
DEF.068-2	Fuses for electric defrost kits (High Amps)	SRN: 0750-2200; ZRN: 0650-1400M6, 1000-1500L6	-	619
SDK.001	InterLink™ Smart Defrost Kit™	All	Can not be used alone. Must also select a electric defrost timer or electric defrost kit.	930

**¾ - 22 HP****Shipped-Loose Accessories**

A wide range of shipped-loose accessories are available to order. Can't Find Something? Other options and accessories might be available on a custom order basis. Please contact your local Sales Representative or Account Engineer for assistance.

Part Number	Description	Models Used On	Notes	List Price (\$US)
<b>Mechanical Options</b>				
50055901	Two Tier Rack (Small)	0075 - 1000, 020 - 060	-	3,663
50055902	Two Tier Rack (Large)	1500 - 2200	-	3,663

**Crankcase Pressure Regulator (CPR) Valves**

A selection program must be used to pick the proper valve. The selection program requires the following inputs: system capacity, suction temperature, and maximum holding temperature. Should not be used with MOP type expansion valves in unit coolers. Please contact your local Sales Representative or Account Engineer for assistance.

Size	Part Number	List Price (\$US)
5/8"	2930142	328
7/8"	29346101	450
1 1/8"	29399012	662
1 3/8"	29394306	2,522
1 5/8"	4262Q	2,832

## Top Mount

## Overview



**PRO<sup>3</sup>**  
Top Mount

### Product Description

The PRO<sup>3</sup> Top Mount packaged refrigeration system, designed to maximize storage space inside walk-in coolers and freezers, is ideal for small- to medium-sized restaurant and convenience store applications where holding temperature is the primary goal. The system combines evaporator and condensing unit into one unit expediting installation time and reducing refrigerant charge — saving time, money, and energy. The reduced refrigerant charge, compared to comparable split systems, and availability of EC motors, for increased energy efficiency, makes this product line qualified to be included in the **E Solutions™** product portfolio.

### Certifications



### Features and Benefits

#### Ease of Installation and Service

- Installation takes a fraction of the time required for a split system: no piping or loose components to install, refrigerant is pre-charged at factory and a field superheat adjustment is not required (see installation manual for more information)
- No drain line required on indoor models - come standard with a condensate evaporation pan
- Flexible design allows for multiple installation methods: optimized for indoor use, but outdoor models available with weatherhood installed. Outdoor models also come with: crankcase heater, drain line heater and fan-cycling for head pressure control
- Maximizes storage area in a cooler or freezer: evaporator grill mounts flush on a standard 4" or a recessed 5 1/2" ceiling panel

#### Ease of Use

- System is factory-assembled, evacuated, charged, run-tested and wired; no additional components or refrigerant charging required; most models come with a 26" power cord ready to plug-in
- Controls preset for typical applications: +38° F for high temp. coolers, +35° F for medium temp. coolers, -10° F for freezers and are easy to adjust

#### Reliable & Durable

- Electronic control provides accurate temperature control
- Liquid-line filter drier (medium and large cabinet only)
- Two-year parts warranty

#### Energy Efficient & Environmentally Friendly

- Optional EC motors available for evaporator section only
- Reduced refrigerant charge: system uses approximately 10 percent\* of refrigerant required for a comparable split system

\* Results may vary. Estimate based on a typical 25-foot refrigerant line length.

### Nomenclature

P	T	N	072	H	6	B	H
Product Line	Design Orientation	Application	Model Size	Nominal Capacity	Refrigerant	Voltage	Motor
P = PRO3 Packaged Refrigeration System	T = Top Mount	N = Indoor T = Outdoor	# x 100 = BTUH	H = High/ Medium L = Low M = Medium	6 = R-404A	A = 115/1/60 B = 208-230/1/60 C = 208-230/3/60	H = PC E = EC (evap. only)

## Top Mount

## Standard Models Pricing

Bohn Standard Model	List Price (\$US)	Application Location	Voltage	Evap Fan Motor Type	Plug Supplied	Matching NEMA Receptacle	Cabinet Size
<b>Medium &amp; High Temperature - Air Defrost - Cooler Applications (R-404A)</b>							
PTN026H6AE	6,156	Indoor	115/1/60	EC Motor	Yes	5-20R	Small
PTN026H6AH	5,803	Indoor	115/1/60	PSC Motor	Yes	5-20R	Small
PTN031H6AE	6,766	Indoor	115/1/60	EC Motor	Yes	5-20R	Small
PTN031H6AH	6,334	Indoor	115/1/60	PSC Motor	Yes	5-20R	Small
PTN042H6AE	7,013	Indoor	115/1/60	EC Motor	Yes	5-20R	Small
PTN042H6AH	6,899	Indoor	115/1/60	PSC Motor	Yes	5-20R	Small
PTN050H6AE	9,181	Indoor	115/1/60	EC Motor	Yes	5-20R	Medium
PTN050H6AH	8,784	Indoor	115/1/60	PSC Motor	Yes	5-20R	Medium
PTN050H6BE	9,189	Indoor	208-230/1/60	EC Motor	Yes	6-15R	Medium
PTN050H6BH	9,037	Indoor	208-230/1/60	PSC Motor	Yes	6-15R	Medium
PTN067H6BE	10,503	Indoor	208-230/1/60	EC Motor	Yes	6-15R	Medium
PTN067H6BH	9,324	Indoor	208-230/1/60	PSC Motor	Yes	6-15R	Medium
PTN076H6BE	11,388	Indoor	208-230/1/60	EC Motor	Yes	6-15R	Medium
PTN076H6BH	10,448	Indoor	208-230/1/60	PSC Motor	Yes	6-15R	Medium
PTN104H6BE	13,365	Indoor	208-230/1/60	EC Motor	Yes	6-20R	Large
PTN104H6BH	11,473	Indoor	208-230/1/60	PSC Motor	Yes	6-20R	Large
PTN104H6CE	12,526	Indoor	208-230/3/60	EC Motor	-	-	Large
PTN104H6CH	11,384	Indoor	208-230/3/60	PSC Motor	-	-	Large
PTN133H6BE	14,984	Indoor	208-230/1/60	EC Motor	Yes	6-20R	Large
PTN133H6BH	12,935	Indoor	208-230/1/60	PSC Motor	Yes	6-20R	Large
PTN133H6CE	13,760	Indoor	208-230/3/60	EC Motor	-	-	Large
PTN133H6CH	12,646	Indoor	208-230/3/60	PSC Motor	-	-	Large
PTT050H6BE	10,404	Outdoor	208-230/1/60	EC Motor	-	-	Medium
PTT050H6BH	9,959	Outdoor	208-230/1/60	PSC Motor	-	-	Medium
PTT067H6BE	11,571	Outdoor	208-230/1/60	EC Motor	-	-	Medium
PTT067H6BH	10,656	Outdoor	208-230/1/60	PSC Motor	-	-	Medium
PTT076H6BE	12,402	Outdoor	208-230/1/60	EC Motor	-	-	Medium
PTT076H6BH	11,448	Outdoor	208-230/1/60	PSC Motor	-	-	Medium
PTT104H6BE	13,963	Outdoor	208-230/1/60	EC Motor	-	-	Large
PTT104H6BH	12,658	Outdoor	208-230/1/60	PSC Motor	-	-	Large
PTT104H6CE	13,919	Outdoor	208-230/3/60	EC Motor	-	-	Large
PTT104H6CH	12,643	Outdoor	208-230/3/60	PSC Motor	-	-	Large
PTT133H6BE	15,310	Outdoor	208-230/1/60	EC Motor	-	-	Large
PTT133H6BH	14,117	Outdoor	208-230/1/60	PSC Motor	-	-	Large
PTT133H6CE	15,220	Outdoor	208-230/3/60	EC Motor	-	-	Large
PTT133H6CH	13,879	Outdoor	208-230/3/60	PSC Motor	-	-	Large

### Federal Regulation Requires EC Motors!

#### Energy Independence and Security Act of 2007 (H.R. 6)

Walk-Ins manufactured on or after 01/01/2009 and under 3,000 square feet in area with single phase evaporator fan motors less than 1 HP and less than 460V must be EC motors.

### Need help selecting a model?

Please contact your local Sales Representative or Account Engineer for assistance.

# PRO<sup>3</sup> Packaged Refrigeration System

# BOHN

## Top Mount

## Standard Models Pricing

Bohn Standard Model	List Price (\$US)	Application Location	Voltage	Evap Fan Motor Type	Plug Supplied	Matching NEMA Receptacle	Cabinet Size
<b>Medium Temperature - Electric Defrost - Cooler Applications (R-404A)</b>							
PTN024M6AE	6,247	Indoor	115/1/60	EC Motor	Yes	5-20R	Small
PTN024M6AH	5,893	Indoor	115/1/60	PSC Motor	Yes	5-20R	Small
PTN029M6AE	6,859	Indoor	115/1/60	EC Motor	Yes	5-20R	Small
PTN029M6AH	6,425	Indoor	115/1/60	PSC Motor	Yes	5-20R	Small
PTN040M6AE	7,216	Indoor	115/1/60	EC Motor	Yes	5-20R	Small
PTN040M6AH	7,101	Indoor	115/1/60	PSC Motor	Yes	5-20R	Small
PTN047M6AE	9,378	Indoor	115/1/60	EC Motor	Yes	5-20R	Medium
PTN047M6AH	8,980	Indoor	115/1/60	PSC Motor	Yes	5-20R	Medium
PTN047M6BE	9,870	Indoor	208-230/1/60	EC Motor	Yes	6-15R	Medium
PTN047M6BH	9,127	Indoor	208-230/1/60	PSC Motor	Yes	6-15R	Medium
PTN063M6BE	10,654	Indoor	208-230/1/60	EC Motor	Yes	6-15R	Medium
PTN063M6BH	9,364	Indoor	208-230/1/60	PSC Motor	Yes	6-15R	Medium
PTN072M6BE	11,536	Indoor	208-230/1/60	EC Motor	Yes	6-15R	Medium
PTN072M6BH	10,595	Indoor	208-230/1/60	PSC Motor	Yes	6-15R	Medium
PTN099M6BE	13,820	Indoor	208-230/1/60	EC Motor	Yes	6-20R	Large
PTN099M6BH	13,002	Indoor	208-230/1/60	PSC Motor	Yes	6-20R	Large
PTN099M6CE	13,492	Indoor	208-230/3/60	EC Motor	-	-	Large
PTN099M6CH	12,887	Indoor	208-230/3/60	PSC Motor	-	-	Large
PTN128M6BE	15,519	Indoor	208-230/1/60	EC Motor	Yes	6-20R	Large
PTN128M6BH	13,683	Indoor	208-230/1/60	PSC Motor	Yes	6-20R	Large
PTN128M6CE	14,920	Indoor	208-230/3/60	EC Motor	-	-	Large
PTN128M6CH	13,595	Indoor	208-230/3/60	PSC Motor	-	-	Large
PTT047M6BE	10,532	Outdoor	208-230/1/60	EC Motor	-	-	Medium
PTT047M6BH	10,089	Outdoor	208-230/1/60	PSC Motor	-	-	Medium
PTT063M6BE	11,894	Outdoor	208-230/1/60	EC Motor	-	-	Medium
PTT063M6BH	10,792	Outdoor	208-230/1/60	PSC Motor	-	-	Medium
PTT072M6BE	12,518	Outdoor	208-230/1/60	EC Motor	-	-	Medium
PTT072M6BH	11,596	Outdoor	208-230/1/60	PSC Motor	-	-	Medium
PTT099M6BE	14,245	Outdoor	208-230/1/60	EC Motor	-	-	Large
PTT099M6BH	12,923	Outdoor	208-230/1/60	PSC Motor	-	-	Large
PTT099M6CE	14,189	Outdoor	208-230/3/60	EC Motor	-	-	Large
PTT099M6CH	12,917	Outdoor	208-230/3/60	PSC Motor	-	-	Large
PTT128M6BE	15,614	Outdoor	208-230/1/60	EC Motor	-	-	Large
PTT128M6BH	14,428	Outdoor	208-230/1/60	PSC Motor	-	-	Large
PTT128M6CE	15,513	Outdoor	208-230/3/60	EC Motor	-	-	Large
PTT128M6CH	14,173	Outdoor	208-230/3/60	PSC Motor	-	-	Large

Section 2

### Federal Regulation Requires EC Motors!

#### Energy Independence and Security Act of 2007 (H.R. 6)

Walk-Ins manufactured on or after 01/01/2009 and under 3,000 square feet in area with single phase evaporator fan motors less than 1 HP and less than 460V must be EC motors.

### Need help selecting a model?

Please contact your local Sales Representative or Account Engineer for assistance.

## Top Mount

## Standard Models Pricing

Bohn Standard Model	List Price (\$US)	Application Location	Voltage	Evap Fan Motor Type	Plug Supplied	Matching NEMA Receptacle	Cabinet Size
<b>Low Temperature - Electric Defrost - Freezer Applications (R-404A)</b>							
PTN021L6AE	10,539	Indoor	115/1/60	EC Motor	Yes	5-20R	Medium
PTN021L6AH	10,103	Indoor	115/1/60	PSC Motor	Yes	5-20R	Medium
PTN021L6BE	10,567	Indoor	208-230/1/60	EC Motor	Yes	6-15R	Medium
PTN021L6BH	10,103	Indoor	208-230/1/60	PSC Motor	Yes	6-15R	Medium
PTN031L6BE	12,031	Indoor	208-230/1/60	EC Motor	Yes	6-15R	Medium
PTN031L6BH	11,051	Indoor	208-230/1/60	PSC Motor	Yes	6-15R	Medium
PTN044L6BE	13,708	Indoor	208-230/1/60	EC Motor	Yes	6-20R	Medium
PTN044L6BH	12,609	Indoor	208-230/1/60	PSC Motor	Yes	6-20R	Medium
PTN052L6BE	15,674	Indoor	208-230/1/60	EC Motor	-	-	Large
PTN052L6BH	14,151	Indoor	208-230/1/60	PSC Motor	-	-	Large
PTN052L6CE	15,669	Indoor	208-230/3/60	EC Motor	-	-	Large
PTN052L6CH	14,151	Indoor	208-230/3/60	PSC Motor	-	-	Large
PTN069L6BE	16,737	Indoor	208-230/1/60	EC Motor	-	-	Large
PTN069L6BH	15,132	Indoor	208-230/1/60	PSC Motor	-	-	Large
PTN069L6CE	16,722	Indoor	208-230/3/60	EC Motor	-	-	Large
PTN069L6CH	15,132	Indoor	208-230/3/60	PSC Motor	-	-	Large
PTT021L6BE	11,926	Outdoor	208-230/1/60	EC Motor	-	-	Medium
PTT021L6BH	11,437	Outdoor	208-230/1/60	PSC Motor	-	-	Medium
PTT031L6BE	13,545	Outdoor	208-230/1/60	EC Motor	-	-	Medium
PTT031L6BH	12,530	Outdoor	208-230/1/60	PSC Motor	-	-	Medium
PTT044L6BE	15,442	Outdoor	208-230/1/60	EC Motor	-	-	Medium
PTT044L6BH	14,297	Outdoor	208-230/1/60	PSC Motor	-	-	Medium
PTT052L6BE	17,576	Outdoor	208-230/1/60	EC Motor	-	-	Large
PTT052L6BH	16,000	Outdoor	208-230/1/60	PSC Motor	-	-	Large
PTT052L6CE	17,563	Outdoor	208-230/3/60	EC Motor	-	-	Large
PTT052L6CH	16,000	Outdoor	208-230/3/60	PSC Motor	-	-	Large
PTT069L6BE	18,781	Outdoor	208-230/1/60	EC Motor	-	-	Large
PTT069L6BH	17,127	Outdoor	208-230/1/60	PSC Motor	-	-	Large
PTT069L6CE	18,770	Outdoor	208-230/3/60	EC Motor	-	-	Large
PTT069L6CH	17,127	Outdoor	208-230/3/60	PSC Motor	-	-	Large

**Federal Regulation Requires EC Motors!****Energy Independence and Security Act of 2007 (H.R. 6)**

Walk-Ins manufactured on or after 01/01/2009 and under 3,000 square feet in area with single phase evaporator fan motors less than 1 HP and less than 460V must be EC motors.

**Need help selecting a model?**

Please contact your local Sales Representative or Account Engineer for assistance.

## Side Mount

## Overview



**PRO<sup>3</sup>**  
Side Mount

### Product Description

The PRO<sup>3</sup> Side Mount packaged refrigeration system, designed to maximize storage space inside walk-in coolers and freezers and optimized for outdoor applications, is ideal for small- to medium-sized restaurant and convenience store applications where maximum airflow is essential for pulling down the temperature of foods or beverages. The system combines evaporator and condensing unit into one unit expediting installation time and reducing refrigerant charge — saving time, money, and energy. The reduced refrigerant charge, compared to comparable split systems, and availability of EC motors, for increased energy efficiency, makes this product line qualified to be included in the **E Solutions™** product portfolio.

### Certifications



### Nomenclature

P	S	T	070	L	6	B	H
Product Line	Design Orientation	Application	Model Size	Nominal Capacity	Refrigerant	Voltage	Motor
P = PRO <sup>3</sup> Packaged Refrigeration System	S = Side Mount	T = Outdoor	# x 100 = BTUH	H = High/Medium L = Low M = Medium w/ electric defrost	6 = R-404A	B = 208-230/1/60	H = PC E = EC (evap. only)

### Features and Benefits

#### Ease of Installation and Service

- Installation takes a fraction of the time required for a split system: refrigerant is pre-charged at factory, superheat adjustment is not required and unit slides into slots in standard walk-in panel (see installation manual for more information)
- Designed for simple serviceability: the condensing unit section's cabinet door can be quickly removed; in addition, the electrical box is located outside the cabinet for easy access
- Flexible design allows for multiple installation methods: Optimized for outdoor use, but can be used indoors as well (with drain connection)
- Lifting lugs and hanging brackets in evaporating section allow for easy installation

#### Ease of Use

- System is factory-assembled, evacuated, charged, run-tested and wired; no additional components required
- Controls preset for typical applications: +38° F for high temp. coolers, +35° F for medium temp. coolers, -10° F for freezers and are easy to adjust

#### Performance

- Maximized airflow: evaporator placement in walk-in box with pull through fans
- Suitable for temperature pull-down and holding temperature
- Increased condenser capacity, by avoiding compressor heat
- Improved tolerance in high-ambient conditions
- Electric defrost in medium temperature models, allowing for maximum performance in storage applications just above 32°F
- Fan-cycling for head pressure control
- Crankcase heater
- Drain line heater

#### Reliable & Durable

- Electronic microprocessor control provides accurate temperature control
- Liquid-line filter drier
- Two-year parts warranty

#### Energy Efficient & Environmentally Friendly

- Optional EC motors available for evaporator section only
- Reduced refrigerant charge: the PRO<sup>3</sup> Side Mount packaged refrigeration system uses approximately 10 percent\* of refrigerant required for a comparable split system

\* Results may vary. Estimate based on a typical 25-foot refrigerant line length.

## Side Mount

## Standard Models Pricing

Bohn Standard Model	List Price (\$US)	Application Location	Voltage	Evap Fan Motor Type	Cabinet Size
<b>Medium &amp; High Temperature - Air Defrost - Cooler Applications (R-404A)</b>					
PST070H6BE	10,752	Outdoor	208-230/1/60	EC Motor	Small
PST070H6BH	10,348	Outdoor	208-230/1/60	PSC Motor	Small
PST090H6BE	11,360	Outdoor	208-230/1/60	EC Motor	Small
PST090H6BH	10,954	Outdoor	208-230/1/60	PSC Motor	Small
PST131H6BE	12,983	Outdoor	208-230/1/60	EC Motor	Large
PST131H6BH	12,173	Outdoor	208-230/1/60	PSC Motor	Large
PST147H6BE	14,201	Outdoor	208-230/1/60	EC Motor	Large
PST147H6BH	13,391	Outdoor	208-230/1/60	PSC Motor	Large
<b>Medium Temperature - Electric Defrost - Cooler Applications (R-404A)</b>					
PST066M6BE	11,239	Outdoor	208-230/1/60	EC Motor	Small
PST066M6BH	10,833	Outdoor	208-230/1/60	PSC Motor	Small
PST086M6BE	11,847	Outdoor	208-230/1/60	EC Motor	Small
PST086M6BH	11,443	Outdoor	208-230/1/60	PSC Motor	Small
PST124M6BE	13,471	Outdoor	208-230/1/60	EC Motor	Large
PST124M6BH	12,660	Outdoor	208-230/1/60	PSC Motor	Large
PST141M6BE	14,688	Outdoor	208-230/1/60	EC Motor	Large
PST141M6BH	13,876	Outdoor	208-230/1/60	PSC Motor	Large
<b>Low Temperature - Electric Defrost - Freezer Applications (R-404A)</b>					
PST034L6BE	13,186	Outdoor	208-230/1/60	EC Motor	Small
PST034L6BH	12,781	Outdoor	208-230/1/60	PSC Motor	Small
PST051L6BE	14,404	Outdoor	208-230/1/60	EC Motor	Small
PST051L6BH	13,998	Outdoor	208-230/1/60	PSC Motor	Small
PST057L6BE	16,027	Outdoor	208-230/1/60	EC Motor	Large
PST057L6BH	15,216	Outdoor	208-230/1/60	PSC Motor	Large
PST077L6BE	17,244	Outdoor	208-230/1/60	EC Motor	Large
PST077L6BH	16,434	Outdoor	208-230/1/60	PSC Motor	Large

**Federal Regulation Requires EC Motors!****Energy Independence and Security Act of 2007 (H.R. 6)**

Walk-Ins manufactured on or after 01/01/2009 and under 3,000 square feet in area with single phase evaporator fan motors less than 1 HP and less than 460V must be EC motors.

**Need help selecting a model?**

Please contact your local Sales Representative or Account Engineer for assistance.



## 1 - 26 Ton

## Overview



### Product Description

Direct drive air-cooled condensers, available from 1 through 26 ton models, are the industry standard for remote air-cooled applications. They are designed for efficient performance and low maintenance and are great for many applications.

### Certifications



### Standard Features

#### Ease of Installation & Service

- Weatherproof junction box with motor leads terminating for single-point field wiring

#### Reliable & Durable

- Heavy gauge smooth aluminum cabinet for long life and attractive appearance
- Coated steel fan guards
- Internally protected, permanently lubricated ball bearing motors with automatic reset

#### Performance

- Fully baffled fan sections to provide structural strength and prevent fan windmilling in the off cycle
- PSC motors come standard to help save on energy costs

#### Versatile

- Horizontal or vertical air discharge
- Multicircuiting at no additional charge

### Nomenclature

DVT	026
Product Line	Size
Direct Drive Air-cooled Condenser	Model

## 1 - 26 Ton

## Configurable Models & Options Pricing

### Configurable Models, Factory-Installed Options, & List Prices

- Specify model motor voltage and type at time of order. 208-230/1/60 motors may be field converted to 230/3/60 power.
- Variable speed motor is on the header fan only; All other motors in a 1x2 or 1x3 are fixed speed motors that cycle on or off as needed. Must have variable speed controller (customer supplied or select factory-installed option). Ambient fan cycling is included in the factory-installed variable speed controller package.
- Standard Control Circuit Voltage is 230V unless otherwise specified. 24V & 115V are available at no additional cost. Specify control circuit voltage when ordering.
- Fan cycling pricing does not include control circuit transformer for 460V or 575V units. If needed, transformer can be ordered from ship-loose accessories.

Bohn Config Model	List Price (\$US)	Factory-Installed Options List Price Adders (\$US)								
		Fan Cycling Options				Electrical Options			Coil Coatings	
		1 PH Amb.	3 PH Amb.	1 PH Press.	3 PH Press.	Ind. Motor Fuses	Sealtite Wiring	Var Sp Controller	BohnGuard™ Coated Fins	Bronz-Glow Coating or ElectroFin Coil
<b>208-230/1/60 with PSC Motors</b>										
DVT001	2,315	-	-	-	-	-	799	-	218	3,049
DVT002	3,042	-	-	-	-	-	799	-	244	3,049
DVT003	3,395	-	-	-	-	-	799	-	300	3,049
DVT005	6,189	-	-	-	-	825	799	-	365	3,049
DVT008	7,817	-	-	-	-	825	799	-	582	3,049
DVT010	9,555	561	-	1,023	-	1,077	1,421	-	655	4,562
DVT012	10,730	561	-	1,023	-	1,077	1,421	-	722	4,562
DVT014	12,272	561	-	1,023	-	1,077	1,421	-	874	6,084
DVT016	13,450	561	-	1,023	-	1,077	1,421	-	1,069	6,972
DVT021	15,508	782	-	1,291	-	1,336	1,467	-	1,185	9,126
DVT023	15,946	782	-	1,291	-	1,336	1,467	-	1,350	9,126
DVT026	17,411	782	-	1,291	-	1,336	1,467	-	1,531	9,126
<b>208-230/1/60 with Variable Speed Motor</b>										
DVT005SM	6,667	-	-	-	-	825	799	2,445	365	3,049
DVT008SM	8,297	-	-	-	-	825	799	2,445	582	3,049
DVT010SM	10,033	-	-	Call Factory	-	1,077	1,421	2,445	655	4,562
DVT012SM	11,208	-	-	Call Factory	-	1,077	1,421	2,445	722	4,562
DVT014SM	12,750	-	-	Call Factory	-	1,077	1,421	2,445	874	6,084
DVT016SM	13,928	-	-	Call Factory	-	1,077	1,421	2,445	1,069	6,972
DVT021SM	15,987	-	-	Call Factory	-	1,336	1,467	2,445	1,185	9,126
DVT023SM	16,425	-	-	Call Factory	-	1,336	1,467	2,445	1,350	9,126
DVT026SM	17,890	-	-	Call Factory	-	1,336	1,467	2,445	1,531	9,126
<b>208-230/3/60 with Polyphase Motors</b>										
DVT005	6,556	-	-	-	-	825	799	-	365	3,049
DVT008	8,103	-	-	-	-	825	799	-	582	3,049
DVT010	10,252	-	1,413	-	1,875	1,077	1,421	-	655	4,562
DVT012	11,305	-	1,413	-	1,875	1,077	1,421	-	722	4,562
DVT014	12,846	-	1,413	-	1,875	1,077	1,421	-	874	6,084
DVT016	14,026	-	1,413	-	1,875	1,077	1,421	-	1,069	6,972

**Notes:**

1. For selection or sizing assistance, use Heatcraft software tool, THE HUB or contact your local your Sales Representative or Account Engineer.
2. Copper Fin Coils are available. Contact your Sales Representative or Account Engineer for more information.

# Air-Cooled Condensers

## 1 - 26 Ton

## Configurable Models & Options Pricing

### Configurable Models, Factory-Installed Options, & List Prices

- Specify model motor voltage and type at time of order. 208-230/1/60 motors may be field converted to 230/3/60 power.
- Variable speed motor is on the header fan only; All other motors in a 1x2 or 1x3 are fixed speed motors that cycle on or off as needed. Must have variable speed controller (customer supplied or select factory-installed option). Ambient fan cycling is included in the factory-installed variable speed controller package.
- Standard Control Circuit Voltage is 230V unless otherwise specified. 24V & 115V are available at no additional cost. Specify control circuit voltage when ordering.
- Fan cycling pricing does not include control circuit transformer for 460V or 575V units. If needed, transformer can be ordered from ship-loose accessories.

Bohn Config Model	List Price (\$US)	Factory-Installed Options List Price Adders (\$US)								
		Fan Cycling Options				Electrical Options			Coil Coatings	
		1 PH Amb.	3 PH Amb.	1 PH Press.	3 PH Press.	Ind. Motor Fuses	Sealtite Wiring	Var Sp Controller	BohnGuard™ Coated Fins	Bronz-Glow Coating or ElectroFin Coil
DVT021	16,377	-	1,743	-	2,258	1,336	1,467	-	1,185	9,126
DVT023	16,812	-	1,743	-	2,258	1,336	1,467	-	1,350	9,126
DVT026	18,275	-	1,743	-	2,258	1,336	1,467	-	1,531	9,126
<b>208-230/3/60 with Variable Speed Motor</b>										
DVT010SM	10,731	-	-	-	Call Factory	1,077	1,421	2,445	655	4,562
DVT012SM	11,783	-	-	-	Call Factory	1,077	1,421	2,445	722	4,562
DVT014SM	13,324	-	-	-	Call Factory	1,077	1,421	2,445	874	6,084
DVT016SM	14,504	-	-	-	Call Factory	1,077	1,421	2,445	1,069	6,972
DVT021SM	16,856	-	-	-	Call Factory	1,336	1,467	2,445	1,185	9,126
DVT023SM	17,290	-	-	-	Call Factory	1,336	1,467	2,445	1,350	9,126
DVT026SM	18,753	-	-	-	Call Factory	1,336	1,467	2,445	1,531	9,126
<b>460/3/60 with Polyphase Motors</b>										
DVT005	6,556	-	-	-	-	825	799	-	365	3,049
DVT008	8,103	-	-	-	-	825	799	-	582	3,049
DVT010	10,252	-	1,413	-	1,875	1,077	1,421	-	655	4,562
DVT012	11,305	-	1,413	-	1,875	1,077	1,421	-	722	4,562
DVT014	12,846	-	1,413	-	1,875	1,077	1,421	-	874	6,084
DVT016	14,026	-	1,413	-	1,875	1,077	1,421	-	1,069	6,972
DVT021	16,377	-	1,743	-	2,258	1,336	1,467	-	1,185	9,126
DVT023	16,812	-	1,743	-	2,258	1,336	1,467	-	1,350	9,126
DVT026	18,275	-	1,743	-	2,258	1,336	1,467	-	1,531	9,126
<b>460/3/60 with Variable Speed Motor</b>										
DVT010SM	10,731	-	-	-	Call Factory	1,077	1,421	2,445	655	4,562
DVT012SM	11,783	-	-	-	Call Factory	1,077	1,421	2,445	722	4,562
DVT014SM	13,324	-	-	-	Call Factory	1,077	1,421	2,445	874	6,084
DVT016SM	14,504	-	-	-	Call Factory	1,077	1,421	2,445	1,069	6,972
DVT021SM	16,856	-	-	-	Call Factory	1,336	1,467	2,445	1,185	9,126
DVT023SM	17,290	-	-	-	Call Factory	1,336	1,467	2,445	1,350	9,126
DVT026SM	18,753	-	-	-	Call Factory	1,336	1,467	2,445	1,531	9,126

**Notes:**

1. For selection or sizing assistance, use Heatcraft software tool, THE HUB or contact your local Sales Representative or Account Engineer.
2. Copper Fin Coils are available. Contact your Sales Representative or Account Engineer for more information.

## 1 - 26 Ton

## Configurable Models & Options Pricing

### Configurable Models, Factory-Installed Options, & List Prices

- Specify model motor voltage and type at time of order. 208-230/1/60 motors may be field converted to 230/3/60 power.
- Variable speed motor is on the header fan only; All other motors in a 1x2 or 1x3 are fixed speed motors that cycle on or off as needed. Must have variable speed controller (customer supplied or select factory-installed option). Ambient fan cycling is included in the factory-installed variable speed controller package.
- Standard Control Circuit Voltage is 230V unless otherwise specified. 24V & 115V are available at no additional cost. Specify control circuit voltage when ordering.
- Fan cycling pricing does not include control circuit transformer for 460V or 575V units. If needed, transformer can be ordered from ship-loose accessories.

Bohn Config Model	List Price (\$US)	Factory-Installed Options List Price Adders (\$US)								
		Fan Cycling Options				Electrical Options			Coil Coatings	
		1 PH Amb.	3 PH Amb.	1 PH Press.	3 PH Press.	Ind. Motor Fuses	Sealtite Wiring	Var Sp Controller	BohnGuard™ Coated Fins	Bronz-Glow Coating or ElectroFin Coil
<b>575/3/60 with Polyphase Motors</b>										
DVT005	6,983	-	-	-	-	-	799	-	365	3,049
DVT008	8,529	-	-	-	-	-	799	-	582	3,049
DVT010	11,105	-	1,413	-	1,875	-	1,421	-	655	4,562
DVT012	12,158	-	1,413	-	1,875	-	1,421	-	722	4,562
DVT014	13,698	-	1,413	-	1,875	-	1,421	-	874	6,084
DVT016	14,877	-	1,413	-	1,875	-	1,421	-	1,069	6,972
DVT021	17,656	-	1,743	-	2,258	-	1,467	-	1,185	9,126
DVT023	18,089	-	1,743	-	2,258	-	1,467	-	1,350	9,126
DVT026	19,553	-	1,743	-	2,258	-	1,467	-	1,531	9,126

**Notes:**

1. For selection or sizing assistance, use Heatcraft software tool, THE HUB or contact your local your Sales Representative or Account Engineer.
2. Copper Fin Coils are available. Contact your Sales Representative or Account Engineer for more information.

## 1 - 26 Ton

## Ship-Loose Accessories

### Can't Find An Option or Accessory?

Other options and accessories might be available on a custom order basis. Please contact your local Sales Representative or Account Engineer for assistance.

Part Number	Description	Models Used On	List Price (\$US)	Notes
8980700-1	Discharge Air Gravity Damper	1x1	1,404	Includes 1 damper per fan cell
8980700-2	Discharge Air Gravity Dampers	1x2	2,808	Includes 1 damper per fan cell
8980700-3	Discharge Air Gravity Dampers	1x3	4,212	Includes 1 damper per fan cell
R038253919	Control Circuit Transformer	ALL	618	-

## 11 – 264 Ton

## Overview



### Product Description

These air-cooled condensers feature improved energy efficiency and low sound levels sought after by the supermarket and grocery industry. Traditional condensers using 1140 RPM motors offer high capacities, but cannot meet the low sound and energy efficiency standards demanded today by this industry. High capacities for operation along with the low sound and energy efficiency requirements are brought together in these units for a great fit for many applications. Choosing a model with the patented QuietEdge™ Fan Blade or Variable Speed EC motors makes this product qualified to be included in the **E Solutions™** product portfolio.

### Certifications



### Standard Features

- 10 fins per inch spacing standard. 8, 12, and 14 fins per inch spacing available as an option.
- Floating Tube™ coil design virtually eliminates tube sheet leaks
- Internal baffles provided between all fan cells
- Condensers up to 3 fans in length use 3/8" diameter tube to minimize refrigerant charge. Condensers 4 or more fans in length use 1/2" diameter tube to minimize refrigerant pressure drop
- Coated steel fan guards
- Weather resistant control panel with factory-mounted door interrupt disconnect switch
- 2-year warranty on product and 5-year warranty on Floating Tube™

### Models with Rail-Mount Variable Speed EC Motors (VSEC)

- 830 or 1140 RPM maximum speeds, with capacities matching 830 or 1140 RPM fixed speed motor options
- 830 RPM Rail Mounted option meets California Title 24 energy efficiency standard

### Models with Venturi-Mount Variable Speed EC Motors (VSEC)

- EC motor, swept fan blade and venturi incorporating integrated variable speed technology
- Broad capacity range from 16 to 264 tons
- Aluminum housing for an attractive appearance and corrosion protection, with painted galvanized steel, or galvanized steel as an option
- Side access panels for ease of cleaning coils
- 3-year warranty on EC motors

### Models with 830 or 540 RPM Fixed Speed Motors

- Direct drive fan motors in 830 or 540 RPM
- The patented QuietEdge™ fan blade provides an unprecedented sound level of 49.6 dBA (540 RPM @ 10 ft.)
- Patented ServiceEase™ motor mount feature, allows for ease of motor service and reduces likelihood of damage to the coils during servicing
- Condenser coils incorporate the latest advancements in coil technology to provide maximum capacity
- Broader product range to address all applications — capacities ranging from 11 to 225 nominal tons
- Galvanized steel housing
- High efficiency, three-phase fan motors with ball bearings and internal overload protection

### Models with 1140 RPM Fixed Speed Motors

- Direct drive fan motors
- Patented ServiceEase™ motor mount
- New, high efficiency condenser coil designed for optimum performance
- Expanded product range from 15 to 249 nominal tons
- Galvanized steel housing
- High efficiency, three-phase fan motors with ball bearings and internal overload protection

### Nomenclature

B	N	H	S	04	A	050
Brand	Vintage	Model	Width	Fans	Model Identifier	Standard Capacity
B = Bohn		H = 1140 RPM, 1.5 HP L = 830 RPM, 1.5 HP X = 830 RPM, 1.0 HP Q = 540 RPM, 0.5 HP E = Venturi-Mount VSEC Motor K = Rail-Mount VSEC Motor, 1140 RPM J = Rail-Mount VSEC Motor, 830 RPM	S = Single D = Double	# of Fans (01 - 14)		(MBH/°TD, R-22 @ 10 FPI)

## 11 – 264 Ton

## Configurable Models Pricing

### Need to customize?

- Look on page starting 208 for factory-installed fan cycling, electrical, and mechanical options.
- Look on page starting 212 for condenser fin and coil protection options.

### Configurable Models, Motor Voltages, & List Prices

Specify model motor voltage at time of order

Bohn Config Model	List Price by Motor Voltage (\$US)			Fan Config.	Notes
	208-230/3/60	460/3/60	575/3/60		
<b>Models with VSEC Motors</b>					
BNES01A008	18,701	18,701	-	1x1	-
BNES01A009	20,707	20,707	-	1x1	-
BNES02A011	32,017	32,017	-	1x2	-
BNES02A015	36,705	36,705	-	1x2	-
BNES02A018	40,139	40,139	-	1x2	-
BNES03A023	55,109	55,109	-	1x3	-
BNES03A027	60,273	60,273	-	1x3	-
BNES04A031	74,423	74,423	-	1x4	-
BNES04A036	80,359	80,359	-	1x4	-
BNES05A039	92,830	92,830	-	1x5	-
BNES05A047	102,128	102,128	-	1x5	-
BNES06A056	122,552	122,552	-	1x6	-
BNES07A065	142,732	142,732	-	1x7	-
BNED04A023	63,097	63,097	-	2x2	-
BNED04A031	73,484	73,484	-	2x2	-
BNED04A036	80,359	80,359	-	2x2	-
BNED06A046	110,203	110,203	-	2x3	-
BNED06A054	120,532	120,532	-	2x3	-
BNED08A062	147,352	147,352	-	2x4	Model has oversized electrical box.
BNED08A073	161,133	161,133	-	2x4	Model has oversized electrical box.
BNED10A079	186,003	186,003	-	2x5	Model has oversized electrical box.
BNED10A093	204,636	204,636	-	2x5	Model has oversized electrical box.
BNED12A112	245,502	245,502	-	2x6	Model has oversized electrical box.
BNED14A129	285,865	285,865	-	2x7	Model has oversized electrical box.
<b>Models with 540 RPM (0.5HP) Motors</b>					
BNQS01A005	8,586	8,586	-	1x1	-
BNQS01A006	10,285	10,285	-	1x1	-
BNQS02A008	14,207	14,207	-	1x2	-
BNQS02A010	19,049	19,049	-	1x2	-
BNQS02A011	21,377	21,377	-	1x2	-
BNQS03A016	29,739	29,739	-	1x3	-
BNQS03A017	33,098	33,098	-	1x3	-
BNQS04A021	40,270	40,270	-	1x4	-
BNQS04A023	44,753	44,753	-	1x4	-
BNQS05A026	50,868	50,868	-	1x5	-
BNQS05A029	56,472	56,472	-	1x5	-
BNQS06A034	68,214	68,214	-	1x6	-

**Notes:**

For sizing and selection assistance, use Heatcraft software tool, THE HUB or contact your local Sales Representative or Account Engineer.

## 11 – 264 Ton

## Configurable Models Pricing

### Need to customize?

- Look on page starting 208 for factory-installed fan cycling, electrical, and mechanical options.
- Look on page starting 212 for condenser fin and coil protection options.

### Configurable Models, Motor Voltages, & List Prices

Specify model motor voltage at time of order

Bohn Config Model	List Price by Motor Voltage (\$US)			Fan Config.	Notes
	208-230/3/60	460/3/60	575/3/60		
BNQS07A042	82,943	82,943	-	1x7	-
BNQD04A016	30,565	30,565	-	2x2	-
BNQD04A021	40,270	40,270	-	2x2	-
BNQD04A023	44,753	44,753	-	2x2	-
BNQD06A031	61,401	61,401	-	2x3	-
BNQD06A034	68,214	68,214	-	2x3	-
BNQD08A041	82,994	82,994	-	2x4	Model has oversized electrical box.
BNQD08A046	92,025	92,025	-	2x4	Model has oversized electrical box.
BNQD10A052	104,216	104,216	-	2x5	Model has oversized electrical box.
BNQD10A057	115,485	115,485	-	2x5	Model has oversized electrical box.
BNQD12A069	138,861	138,861	-	2x6	Model has oversized electrical box.
BNQD14A083	168,341	168,341	-	2x7	Model has oversized electrical box.
<b>Models with 830 RPM (1.0HP) Motors</b>					
BNXS01A006	8,631	8,631	-	1x1	-
BNXS01A008	10,443	10,443	-	1x1	-
BNXS02A010	13,991	13,991	-	1x2	-
BNXS02A013	19,155	19,155	-	1x2	-
BNXS02A015	22,285	22,285	-	1x2	-
BNXS03A020	29,414	29,414	-	1x3	-
BNXS03A023	34,131	34,131	-	1x3	-
BNXS04A026	39,673	39,673	-	1x4	-
BNXS04A030	45,931	45,931	-	1x4	-
BNXS05A033	49,900	49,900	-	1x5	-
BNXS05A038	57,728	57,728	-	1x5	-
BNXS06A045	69,594	69,594	-	1x6	-
BNXS07A052	79,902	79,902	-	1x7	-
BNXD04A020	29,276	29,276	-	2x2	-
BNXD04A026	39,657	39,657	-	2x2	-
BNXD04A030	45,949	45,949	-	2x2	-
BNXD06A039	60,140	60,140	-	2x3	-
BNXD06A045	69,576	69,576	-	2x3	-
BNXD08A052	80,991	80,991	-	2x4	Model has oversized electrical box.
BNXD08A061	93,578	93,578	-	2x4	Model has oversized electrical box.
BNXD10A066	101,478	101,478	-	2x5	Model has oversized electrical box.
BNXD10A076	117,209	117,209	-	2x5	Model has oversized electrical box.
BNXD12A091	140,838	140,838	-	2x6	Model has oversized electrical box.
BNXD14A104	161,483	161,483	-	2x7	Model has oversized electrical box.

**Notes:**

For sizing and selection assistance, use Heatcraft software tool, THE HUB or contact your local Sales Representative or Account Engineer.

## 11 – 264 Ton

## Configurable Models Pricing

### Need to customize?

- Look on page starting 208 for factory-installed fan cycling, electrical, and mechanical options.
- Look on page starting 212 for condenser fin and coil protection options.

### Configurable Models, Motor Voltages, & List Prices

Specify model motor voltage at time of order

Bohn Config Model	List Price by Motor Voltage (\$US)			Fan Config.	Notes
	208-230/3/60	460/3/60	575/3/60		
<b>Models with 830 RPM (1.5HP) Motors</b>					
BNLS01A007	9,635	9,635	9,882	1x1	-
BNLS01A008	11,392	11,392	11,639	1x1	-
BNLS02A010	14,448	14,448	14,942	1x2	-
BNLS02A014	19,862	19,862	20,356	1x2	-
BNLS02A016	23,029	23,029	23,523	1x2	-
BNLS03A021	29,800	29,800	30,541	1x3	-
BNLS03A024	34,573	34,573	35,314	1x3	-
BNLS04A028	39,673	39,673	40,661	1x4	-
BNLS04A032	46,069	46,069	47,057	1x4	-
BNLS05A035	50,548	50,548	51,783	1x5	-
BNLS05A042	59,284	59,284	60,519	1x5	-
BNLS06A050	71,076	71,076	72,558	1x6	-
BNLS07A055	78,386	78,386	80,115	1x7	-
BNLD04A020	28,862	28,862	29,850	2x2	-
BNLD04A028	39,674	39,674	40,662	2x2	-
BNLD04A032	46,069	46,069	47,057	2x2	-
BNLD06A042	59,530	59,530	61,012	2x3	-
BNLD06A048	69,047	69,047	70,529	2x3	-
BNLD08A056	79,711	79,711	81,687	2x4	Model has oversized electrical box.
BNLD08A065	92,459	92,459	94,435	2x4	Model has oversized electrical box.
BNLD10A071	101,397	101,397	103,867	2x5	Model has oversized electrical box.
BNLD10A083	118,821	118,821	121,291	2x5	Model has oversized electrical box.
BNLD12A100	142,486	142,486	145,450	2x6	Model has oversized electrical box.
BNLD14A110	157,092	157,092	160,550	2x7	Model has oversized electrical box.
<b>Models with 1140 RPM (1.5HP) Motors</b>					
BNHS01A007	9,826	9,826	10,073	1x1	-
BNHS01A009	11,775	11,775	12,022	1x1	-
BNHS02A011	14,426	14,426	14,920	1x2	-
BNHS02A015	18,977	18,977	19,471	1x2	-
BNHS02A017	22,314	22,314	22,808	1x2	-
BNHS03A022	28,514	28,514	29,255	1x3	-
BNHS03A026	33,530	33,530	34,271	1x3	-
BNHS04A029	38,935	38,935	39,923	1x4	-
BNHS04A034	44,702	44,702	45,690	1x4	-
BNHS05A037	48,483	48,483	49,718	1x5	-
BNHS05A044	57,507	57,507	58,742	1x5	-

**Notes:**

For sizing and selection assistance, use Heatcraft software tool, THE HUB or contact your local Sales Representative or Account Engineer.



## 11 – 264 Ton

## Configurable Models Pricing

### Need to customize?

- Look on page starting 208 for factory-installed fan cycling, electrical, and mechanical options.
- Look on page starting 212 for condenser fin and coil protection options.

### Configurable Models, Motor Voltages, & List Prices

Specify model motor voltage at time of order

Bohn Config Model	List Price by Motor Voltage (\$US)			Fan Config.	Notes
	208-230/3/60	460/3/60	575/3/60		
BNHS06A053	69,008	69,008	70,490	1x6	-
BNHS07A061	80,271	80,271	82,000	1x7	-
BNHD04A021	27,943	27,943	28,931	2x2	-
BNHD04A029	38,027	38,027	39,015	2x2	-
BNHD04A034	44,702	44,702	45,690	2x2	-
BNHD06A044	57,018	57,018	58,500	2x3	-
BNHD06A051	67,046	67,046	68,528	2x3	-
BNHD08A058	76,441	76,441	78,417	2x4	Model has oversized electrical box.
BNHD08A068	89,817	89,817	91,793	2x4	Model has oversized electrical box.
BNHD10A074	97,309	97,309	99,779	2x5	Model has oversized electrical box.
BNHD10A088	115,398	115,398	117,868	2x5	Model has oversized electrical box.
BNHD12A106	138,415	138,415	141,379	2x6	Model has oversized electrical box.
BNHD14A122	160,939	160,939	164,397	2x7	Model has oversized electrical box.

**Notes:**

For sizing and selection assistance, use Heatcraft software tool, THE HUB or contact your local Sales Representative or Account Engineer.

## 11 – 264 Ton

## Configurable Models Pricing

**Need to customize?**

- Look on page starting 208 for factory-installed fan cycling, electrical, and mechanical options.
- Look on page starting 212 for condenser fin and coil protection options.

### Configurable Models, Motor Voltages, & List Prices

Specify model motor voltage at time of order

Bohn Config Model	List Price by Motor Voltage (\$US)			Fan Config.	Notes
	208-230/3/60	460/3/60	575/3/60		
<b>Models with Rail-Mount VSEC (1140 RPM) Motors</b>					
BNKS01A007	16,039	16,039	-	1x1	-
BNKS01A009	18,028	18,028	-	1x1	-
BNKS02A011	26,739	26,739	-	1x2	-
BNKS02A015	31,387	31,387	-	1x2	-
BNKS02A017	34,793	34,793	-	1x2	-
BNKS03A022	47,130	47,130	-	1x3	-
BNKS03A026	52,250	52,250	-	1x3	-
BNKS04A029	63,777	63,777	-	1x4	-
BNKS04A034	69,662	69,662	-	1x4	-
BNKS05A037	79,525	79,525	-	1x5	-
BNKS05A044	88,740	88,740	-	1x5	-
BNKS06A053	106,488	106,488	-	1x6	-
BNKS07A061	123,994	123,994	-	1x7	-
BNKD04A021	52,551	52,551	-	2x2	-
BNKD04A029	62,846	62,846	-	2x2	-
BNKD04A034	69,662	69,662	-	2x2	-
BNKD06A044	94,247	94,247	-	2x3	-
BNKD06A051	104,485	104,485	-	2x3	-
BNKD08A058	126,079	126,079	-	2x4	Model has oversized electrical box.
BNKD08A068	139,738	139,738	-	2x4	Model has oversized electrical box.
BNKD10A074	159,395	159,395	-	2x5	Model has oversized electrical box.
BNKD10A088	177,865	177,865	-	2x5	Model has oversized electrical box.
BNKD12A106	213,376	213,376	-	2x6	Model has oversized electrical box.
BNKD14A122	248,388	248,388	-	2x7	Model has oversized electrical box.
<b>Models with Rail-Mount VSEC (830 RPM) Motors</b>					
BNJS01A007	15,981	15,981	-	1x1	-
BNJS01A008	17,913	17,913	-	1x1	-
BNJS02A010	26,745	26,745	-	1x2	-
BNJS02A014	31,651	31,651	-	1x2	-
BNJS02A016	35,007	35,007	-	1x2	-
BNJS03A021	47,515	47,515	-	1x3	-
BNJS03A024	52,562	52,562	-	1x3	-
BNJS04A028	63,998	63,998	-	1x4	-
BNJS04A032	70,072	70,072	-	1x4	-
BNJS05A035	80,146	80,146	-	1x5	-
BNJS05A042	89,274	89,274	-	1x5	-
BNJS06A050	107,110	107,110	-	1x6	-

**Notes:**

For sizing and selection assistance, use Heatcraft software tool, THE HUB or contact your local Sales Representative or Account Engineer.

## 11 – 264 Ton

## Configurable Models Pricing

### Need to customize?

- Look on page starting 208 for factory-installed fan cycling, electrical, and mechanical options.
- Look on page starting 212 for condenser fin and coil protection options.

### Configurable Models, Motor Voltages, & List Prices

Specify model motor voltage at time of order

Bohn Config Model	List Price by Motor Voltage (\$US)			Fan Config.	Notes
	208-230/3/60	460/3/60	575/3/60		
BNJS07A055	123,429	123,429	-	1x7	-
BNJD04A020	52,826	52,826	-	2x2	-
BNJD04A028	63,342	63,342	-	2x2	-
BNJD04A032	70,072	70,072	-	2x2	-
BNJD06A042	95,001	95,001	-	2x3	-
BNJD06A048	105,086	105,086	-	2x3	-
BNJD08A056	127,060	127,060	-	2x4	Model has oversized electrical box.
BNJD08A065	140,531	140,531	-	2x4	Model has oversized electrical box.
BNJD10A071	160,622	160,622	-	2x5	Model has oversized electrical box.
BNJD10A083	178,893	178,893	-	2x5	Model has oversized electrical box.
BNJD12A100	214,598	214,598	-	2x6	Model has oversized electrical box.
BNJD14A110	247,234	247,234	-	2x7	Model has oversized electrical box.

**Notes:**

For sizing and selection assistance, use Heatcraft software tool, THE HUB or contact your local Sales Representative or Account Engineer.

## 11 – 264 Ton

## Options Pricing - Rail-Mounted VSEC Models

### Can't Find An Option?

Other options and accessories might be available on a custom order basis. Please contact your local Sales Representative or Account Engineer for assistance.

### Factory-Installed Fan Cycling, Electrical, and Mechanical Options

- Motors are 208-230/3/60 or 460/3/60.
- Power outlet is supplied unwired.
- Fused disconnect option is only available on units with an MOP of 60 or less. Please see accompanying technical specifications.

Option Code	Option Description	List Price Adder by Fan Configuration (US\$)													
		1x1	1x2	1x3	1x4	1x5	1x6	1x7	2x2	2x3	2x4	2x5	2x6	2x7	
<b>Fan Cycling Options</b>															
FC.019	Proportional Pressure Control	2,331	2,331	2,331	2,331	2,331	2,331	2,331	2,331	4,659	4,659	4,659	4,659	4,659	4,659
<b>Electrical Options</b>															
DISC.002	Fused Disconnect	255	508	744	1,021	1,276	1,528	1,786	1,021	1,528	2,043	2,553	3,057	3,570	
MP.002	Individual Motor Fuses	255	510	765	1,020	1,275	1,530	1,785	1,020	1,530	2,040	2,550	3,060	3,570	
MP.004	Paired Motor Fuses	-	-	-	-	-	-	-	510	765	1,020	1,275	1,530	1,785	
MP.003	Individual Circuit Breakers (230V or 460V)	508	1,016	1,524	2,032	2,540	3,048	3,556	2,032	3,048	4,064	5,080	6,096	7,112	
MP.005	Paired Circuit Breakers (230V or 460V)	-	-	-	-	-	-	-	1,015	1,525	2,032	2,540	3,048	3,508	
MTB.001	Individual Motor Terminal Boards	178	357	534	713	891	1,069	1,241	713	1,069	1,426	1,782	2,411	2,763	
MTB.002	Paired Motor Terminal Boards	-	-	-	-	-	-	-	357	534	713	891	1,069	1,241	
PO.001	Power Outlet (115V)	355	355	355	355	355	355	355	355	355	355	355	355	355	
<b>Mechanical Options</b>															
CM.002	Aluminum Cabinet	283	566	849	1,132	1,415	1,698	1,981	1,132	1,698	2,264	2,830	3,396	3,962	
CM.003	Pre-Painted Steel Cabinet	283	566	849	1,132	1,415	1,698	1,981	1,132	1,698	2,264	2,830	3,396	3,962	
CM.004	Coil Access Panels, Galv	568	1,136	1,704	2,272	2,840	3,408	3,976	2,272	3,408	4,544	5,680	6,816	7,952	
CM.005	Coil Access Panels, Aluminum	568	1,136	1,704	2,272	2,840	3,408	3,976	2,272	3,408	4,544	5,680	6,816	7,952	
CM.006	Coil Access Panels, Painted Steel	568	1,136	1,704	2,272	2,840	3,408	3,976	2,272	3,408	4,544	5,680	6,816	7,952	
VEN.002	Hinged Venturi	603	1,206	1,809	2,412	3,015	3,618	4,221	2,412	3,618	4,824	6,030	7,236	8,442	
LEGS.002	Extended Legs, 30"	127	127	255	191	382	447	510	127	255	191	382	447	510	
LEGS.003	Extended Legs, 36"	127	127	255	191	382	447	510	127	255	191	382	447	510	
LEGS.004	Extended Legs, 42"	127	127	255	191	382	447	510	127	255	191	382	447	510	
LEGS.005	Unit Frame, Std. Legs, 20"	1,804	2,602	3,403	4,874	5,898	7,034	7,855	2,602	3,403	4,874	5,898	7,034	8,169	
LEGS.006	Unit Frame, Ext. Legs, 42"	1,929	2,857	3,785	5,382	6,533	7,799	8,715	2,857	3,785	5,382	6,533	7,799	9,062	
LEGS.007	Paratemp, 20"	-	64	-	320	-	-	-	64	-	320	-	-	-	
LEGS.008	Paratemp, Extended Legs, 30"	-	191	-	512	-	-	-	191	-	512	-	-	-	
LEGS.009	Paratemp, Extended Legs, 36"	-	191	-	512	-	-	-	191	-	512	-	-	-	
LEGS.010	Paratemp, Extended Legs, 42"	-	191	-	512	-	-	-	191	-	512	-	-	-	
HM.00X	Connection Manifold (shipped-loose)	-	-	-	-	-	-	-	1,310	1,702	1,737	1,915	1,985	2,197	

Section 3

## 11 – 264 Ton

## Options Pricing - Venturi-Mounted VSEC Models

### Can't Find An Option?

Other options and accessories might be available on a custom order basis. Please contact your local Sales Representative or Account Engineer for assistance.

### Factory-Installed Fan Cycling, Electrical, and Mechanical Options

- Motors are 208-230/3/60 or 460/3/60.
- Power outlet is supplied unwired.
- Fused disconnect option is only available on units with an MOP of 60 or less. Please see accompanying technical specifications.

Option Code	Option Description	List Price Adder by Fan Configuration (US\$)												
		1x1	1x2	1x3	1x4	1x5	1x6	1x7	2x2	2x3	2x4	2x5	2x6	2x7
<b>Fan Cycling Options</b>														
FC.019	Proportional Pressure Control	2,331	2,331	2,331	2,331	2,331	2,331	2,331	2,331	4,659	4,659	4,659	4,659	4,659
<b>Electrical Options</b>														
DISC.002	Fused Disconnect	255	508	744	1,021	1,276	1,528	1,786	1,021	1,528	2,043	2,553	3,057	3,570
MP.002	Individual Motor Fuses	255	510	765	1,020	1,275	1,530	1,785	1,020	1,530	2,040	2,550	3,060	3,570
MP.004	Paired Motor Fuses	-	-	-	-	-	-	-	510	765	1,020	1,275	1,530	1,785
MP.003	Individual Circuit Breakers (230V or 460V)	508	1,016	1,524	2,032	2,540	3,048	3,556	2,032	3,048	4,064	5,080	6,096	7,112
MP.005	Paired Circuit Breakers (230V or 460V)	-	-	-	-	-	-	-	1,015	1,525	2,032	2,540	3,048	3,508
MTB.001	Individual Motor Terminal Boards	178	357	534	713	891	1,069	1,241	708	1,064	1,426	1,782	2,411	2,763
MTB.002	Paired Motor Terminal Boards	-	-	-	-	-	-	-	355	531	713	891	1,069	1,241
PO.001	Power Outlet (115V)	355	355	355	355	355	355	355	355	355	355	355	355	355
<b>Mechanical Options</b>														
CM.004	Galvanized Cabinet w/ Side Access	-283	-566	-849	-1,132	-1,415	-1,698	-1,981	-1,132	-1,698	-2,264	-2,830	-3,396	-3,962
LEGS.002	Extended Legs, 30"	127	127	255	191	382	447	510	127	255	191	382	447	510
LEGS.003	Extended Legs, 36"	127	127	255	191	382	447	510	127	255	191	382	447	510
LEGS.004	Extended Legs, 42"	127	127	255	191	382	447	510	127	255	191	382	447	510
LEGS.005	Unit Frame, Std. Legs, 20"	1,804	2,602	3,403	4,874	5,898	7,034	7,855	2,602	3,403	4,874	5,898	7,034	8,169
LEGS.006	Unit Frame, Ext. Legs, 42"	1,929	2,857	3,785	5,382	6,533	7,799	8,715	2,857	3,785	5,382	6,533	7,799	9,062
LEGS.007	Paratemp, 20"	-	64	-	320	-	-	-	64	-	320	-	-	-
LEGS.008	Paratemp, Extended Legs, 30"	-	191	-	512	-	-	-	191	-	512	-	-	-
LEGS.009	Paratemp, Extended Legs, 36"	-	191	-	512	-	-	-	191	-	512	-	-	-
LEGS.010	Paratemp, Extended Legs, 42"	-	191	-	512	-	-	-	191	-	512	-	-	-
HM.00X	Connection Manifold (shipped-loose)	-	-	-	-	-	-	-	1,310	1,702	1,737	1,915	1,985	2,197

### Can't Find An Option?

Other options and accessories might be available on a custom order basis. Please contact your local Sales Representative or Account Engineer for assistance.

### Factory-Installed Fan Cycling, Electrical, and Mechanical Options

- Fans are cycled in pairs on double wide units.
- Pressure fan cycling and variable speed control options are not available on multi-circuited units.
- Variable speed motors are not available for 575/3/60.
- Variable speed motor is on fan closest to header only.
- Variable speed motors have a full speed RPM of 1140 and are typically used on condensers that have either 1140RPM or 830RPM 1.5HP fixed speed motors. For condensers with 830RPM 1HP or 540RPM motors, contact factory for assistance.
- Motor circuit breakers are not available on 575V units.
- Motor terminal boards are not available on units with fan cycling.
- When ordering toggle switch option, please specify whether switches are to be internally or externally mounted.
- Fused disconnect option is only available on units with an MOP of 60 or less. Please see accompanying technical specifications.
- Power outlet is supplied unwired.
- Fan cycling kit does not include control circuit transformer. Optional factory installed control transformers are available to convert 460V or 575V man power supplies to 230V, 115V or 24V control power or 230V main power to 115V or 24V control power.

Option Code	Option Description	List Price Adder by Fan Configuration (US\$)													
		1x1	1x2	1x3	1x4	1x5	1x6	1x7	2x2	2x3	2x4	2x5	2x6	2x7	
<b>Fan Cycling Options (Must Select Fan Cycling and Contactor Option)</b>															
FCC.004	Individual Motor Contactors: 230V, 115V, or 24V	255	510	765	1,020	1,275	1,530	1,785	1,020	1,530	2,040	2,550	3,060	3,570	
FCC.001	Paired Motor Contactors: 230V, 115V, or 24V	-	-	-	-	-	-	-	510	765	1,020	1,275	1,530	1,785	
FC.003	Ambient Fan Cycling	-	979	1,320	1,758	2,197	2,637	3,075	979	1,320	1,758	2,197	2,637	3,075	
FC.004	Pressure Fan Cycling Mech. w/o Header	-	1,477	1,617	2,154	2,694	3,233	3,771	1,477	1,617	2,154	2,694	3,233	3,771	
FC.006	Pressure Fan Cycling Mech. w/ Header	1,733	1,870	2,411	2,949	3,488	4,027	4,564	1,870	2,411	2,949	3,488	4,027	4,564	
FC.005	Pressure Fan Cycling Elec. w/o Header	-	1,533	1,922	3,192	4,463	5,732	6,734	1,533	1,922	3,192	4,463	5,732	6,734	
FC.007	Pressure Fan Cycling Elec. w/ Header	1,790	2,177	3,448	4,716	5,989	6,978	8,199	2,177	3,448	4,716	5,989	6,978	8,199	
FC.008	Variable Speed with Ambient	2,481	2,814	3,163	3,602	4,042	4,481	4,920	2,814	3,163	3,602	4,042	4,481	4,920	
FC.010	Variable Speed with Pressure (Mech.)	2,912	3,127	3,459	3,996	4,537	5,077	5,614	3,127	3,459	3,996	4,537	5,077	5,614	
FC.011	Variable Speed with Pressure (Elec.)	3,084	3,417	3,764	5,035	6,305	7,282	8,506	3,417	3,764	5,035	6,305	7,282	8,506	
FC.014	Microprocessor Relay Board	3,049	3,049	3,049	3,049	3,049	3,049	3,049	3,049	3,049	3,049	3,049	3,049	3,049	
FC.015	Microprocessor Relay Board w/ Split	-	-	-	-	-	-	-	3,294	3,294	3,294	3,294	3,294	3,294	
<b>Electrical Options</b>															
CV.002	Control Circuit Transformer: 230V, 115V, or 24V	603	603	603	603	603	603	603	603	603	603	603	603	603	
MP.002	Individual Motor Fuses	255	510	765	1,020	1,275	1,530	1,785	1,020	1,530	2,040	2,550	3,060	3,570	
MP.004	Paired Motor Fuses	-	-	-	-	-	-	-	510	765	1,020	1,275	1,530	1,785	
MP.003	Individual Circuit Breakers (230V or 460V)	508	1,016	1,524	2,032	2,540	3,048	3,556	2,032	3,048	4,064	5,080	6,096	7,112	
MP.005	Paired Circuit Breakers (230V or 460V)	-	-	-	-	-	-	-	1,015	1,525	2,032	2,540	3,048	3,508	
MTB.001	Individual Motor Terminal Boards	178	357	534	713	891	1,069	1,241	713	1,069	1,426	1,782	2,411	2,763	
MTB.002	Paired Motor Terminal Boards	-	-	-	-	-	-	-	357	534	713	891	1,069	1,241	
FCS.002	Fan Toggle Switches	106	214	317	424	531	639	744	424	639	852	1,064	1,271	1,488	
FCS.004	Paired Fan Toggle Switches	-	-	-	-	-	-	-	214	317	424	531	639	744	
DISC.002	Fused Disconnect	255	508	744	1,021	1,276	1,528	1,786	1,021	1,528	2,043	2,553	3,057	3,570	
COND.001	Sealtite Wiring to Motor Rail	221	275	417	560	693	834	974	560	834	1,112	1,394	1,672	1,939	
COND.002	Sealtite Wiring to Electrical Box	736	1,475	2,212	2,949	3,685	4,426	5,162	2,949	4,425	5,898	7,090	8,507	9,926	
PO.001	Power Outlet (115V)	355	355	355	355	355	355	355	355	355	355	355	355	355	
<b>Mechanical Options</b>															
CM.002	Aluminum Cabinet	283	566	849	1,132	1,415	1,698	1,981	1,132	1,698	2,264	2,830	3,396	3,962	
CM.003	Pre-Painted Steel Cabinet	283	566	849	1,132	1,415	1,698	1,981	1,132	1,698	2,264	2,830	3,396	3,962	
CM.004	Coil Access Panels, Galv	568	1,136	1,704	2,272	2,840	3,408	3,976	2,272	3,408	4,544	5,680	6,816	7,952	
CM.005	Coil Access Panels, Aluminum	568	1,136	1,704	2,272	2,840	3,408	3,976	2,272	3,408	4,544	5,680	6,816	7,952	

Section 3

## 11 – 264 Ton

## Options Pricing - Fixed Speed Models

### Can't Find An Option?

Other options and accessories might be available on a custom order basis. Please contact your local Sales Representative or Account Engineer for assistance.

### Factory-Installed Fan Cycling, Electrical, and Mechanical Options

- Fans are cycled in pairs on double wide units.
- Pressure fan cycling and variable speed control options are not available on multi-circuited units.
- Variable speed motors are not available for 575/3/60.
- Variable speed motor is on fan closest to header only.
- Variable speed motors have a full speed RPM of 1140 and are typically used on condensers that have either 1140RPM or 830RPM 1.5HP fixed speed motors. For condensers with 830RPM 1HP or 540RPM motors, contact factory for assistance.
- Motor circuit breakers are not available on 575V units.
- Motor terminal boards are not available on units with fan cycling.
- When ordering toggle switch option, please specify whether switches are to be internally or externally mounted.
- Fused disconnect option is only available on units with an MOP of 60 or less. Please see accompanying technical specifications.
- Power outlet is supplied unwired.
- Fan cycling kit does not include control circuit transformer. Optional factory installed control transformers are available to convert 460V or 575V main power supplies to 230V, 115V or 24V control power or 230V main power to 115V or 24V control power.

Option Code	Option Description	List Price Adder by Fan Configuration (US\$)													
		1x1	1x2	1x3	1x4	1x5	1x6	1x7	2x2	2x3	2x4	2x5	2x6	2x7	
CM.006	Coil Access Panels, Painted Steel	568	1,136	1,704	2,272	2,840	3,408	3,976	2,272	3,408	4,544	5,680	6,816	7,952	
VEN.002	Hinged Venturi	603	1,206	1,809	2,412	3,015	3,618	4,221	2,412	3,618	4,824	6,030	7,236	8,442	
LEGS.002	Extended Legs, 30"	127	127	255	191	382	447	510	127	255	191	382	447	510	
LEGS.003	Extended Legs, 36"	127	127	255	191	382	447	510	127	255	191	382	447	510	
LEGS.004	Extended Legs, 42"	127	127	255	191	382	447	510	127	255	191	382	447	510	
LEGS.005	Unit Frame, Std. Legs, 20"	1,804	2,602	3,403	4,874	5,898	7,034	7,855	2,602	3,403	4,874	5,898	7,034	8,169	
LEGS.006	Unit Frame, Ext. Legs, 42"	1,929	2,857	3,785	5,382	6,533	7,799	9,062	2,857	3,785	5,382	6,533	7,799	9,062	
LEGS.007	Paratemp, 20"	-	64	-	320	-	-	-	64	-	320	-	-	-	
LEGS.008	Paratemp, Extended Legs, 30"	-	191	-	512	-	-	-	191	-	512	-	-	-	
LEGS.009	Paratemp, Extended Legs, 36"	-	191	-	512	-	-	-	191	-	512	-	-	-	
LEGS.010	Paratemp, Extended Legs, 42"	-	191	-	512	-	-	-	191	-	512	-	-	-	
HM.00X	Connection Manifold (shipped-loose)	-	-	-	-	-	-	-	1,310	1,702	1,737	1,915	1,985	2,197	

## 11 – 264 Ton

## Coil Options Pricing - All Models

### Can't Find An Option?

Other options and accessories might be available on a custom order basis. Please contact your local Sales Representative or Account Engineer for assistance.

### Condenser Fin and Coil Protection Options

Standard Fins Per Inch is 10. 8 FPI reduces the capacity of a model and 12 FPI and 14 FPI increase the capacity of a model.

Bohn Config Model	List Price Adders (\$US)							
	Fins Per Inch (FPI) Options				Coil Protection Options			
	8 FPI	10 FPI	12 FPI	14 FPI	BohnGuard™ Fin Protection	ElectroFin Coils	Bronz-Glow Coating	Copper Fin Coil
<b>Models with Venturi-Mount VSEC Motors</b>								
BNES01A008	-425	Standard	425	853	990	Call Factory	Call Factory	Call Factory
BNES01A009	-425	Standard	425	853	1,309	Call Factory	Call Factory	Call Factory
BNES02A011	-850	Standard	850	1,706	1,332	Call Factory	Call Factory	Call Factory
BNES02A015	-853	Standard	853	1,705	1,596	Call Factory	Call Factory	Call Factory
BNES02A018	-853	Standard	853	1,705	2,593	Call Factory	Call Factory	Call Factory
BNES03A023	-1,278	Standard	1,278	2,557	2,944	Call Factory	Call Factory	Call Factory
BNES03A027	-1,278	Standard	1,278	2,557	4,202	Call Factory	Call Factory	Call Factory
BNES04A031	-1,705	Standard	1,705	3,407	4,440	Call Factory	Call Factory	Call Factory
BNES04A036	-1,705	Standard	1,705	3,407	5,921	Call Factory	Call Factory	Call Factory
BNES05A039	-2,130	Standard	2,130	4,260	5,542	Call Factory	Call Factory	Call Factory
BNES05A047	-2,130	Standard	2,130	4,260	7,388	Call Factory	Call Factory	Call Factory
BNES06A056	-2,557	Standard	2,557	5,113	8,870	Call Factory	Call Factory	Call Factory
BNES07A065	-2,982	Standard	2,982	5,965	10,351	Call Factory	Call Factory	Call Factory
BNED04A023	-1,700	Standard	1,700	3,412	2,659	Call Factory	Call Factory	Call Factory
BNED04A031	-1,705	Standard	1,705	3,407	3,925	Call Factory	Call Factory	Call Factory
BNED04A036	-1,705	Standard	1,705	3,407	5,186	Call Factory	Call Factory	Call Factory
BNED06A046	-2,557	Standard	2,557	5,113	5,886	Call Factory	Call Factory	Call Factory
BNED06A054	-2,557	Standard	2,557	5,113	8,403	Call Factory	Call Factory	Call Factory
BNED08A062	-3,407	Standard	3,407	6,817	8,882	Call Factory	Call Factory	Call Factory
BNED08A073	-3,407	Standard	3,407	6,817	11,841	Call Factory	Call Factory	Call Factory
BNED10A079	-4,260	Standard	4,260	8,521	11,084	Call Factory	Call Factory	Call Factory
BNED10A093	-4,260	Standard	4,260	8,521	14,781	Call Factory	Call Factory	Call Factory
BNED12A112	-5,113	Standard	5,113	10,225	17,741	Call Factory	Call Factory	Call Factory
BNED14A129	-5,965	Standard	5,965	11,929	20,700	Call Factory	Call Factory	Call Factory
<b>Models with 540 RPM (0.5HP) Motors</b>								
BNQS01A005	-425	Standard	425	853	990	Call Factory	Call Factory	Call Factory
BNQS01A006	-425	Standard	425	853	1,309	Call Factory	Call Factory	Call Factory
BNQS02A008	-850	Standard	850	1,706	1,332	Call Factory	Call Factory	Call Factory
BNQS02A010	-853	Standard	853	1,705	1,596	Call Factory	Call Factory	Call Factory
BNQS02A011	-853	Standard	853	1,705	2,593	Call Factory	Call Factory	Call Factory
BNQS03A016	-1,278	Standard	1,278	2,557	2,944	Call Factory	Call Factory	Call Factory
BNQS03A017	-1,278	Standard	1,278	2,557	4,202	Call Factory	Call Factory	Call Factory
BNQS04A021	-1,705	Standard	1,705	3,407	4,440	Call Factory	Call Factory	Call Factory
BNQS04A023	-1,705	Standard	1,705	3,407	5,921	Call Factory	Call Factory	Call Factory
BNQS05A026	-2,130	Standard	2,130	4,260	5,542	Call Factory	Call Factory	Call Factory
BNQS05A029	-2,130	Standard	2,130	4,260	7,388	Call Factory	Call Factory	Call Factory
BNQS06A034	-2,557	Standard	2,557	5,113	8,870	Call Factory	Call Factory	Call Factory



## 11 – 264 Ton

## Coil Options Pricing - All Models

### Can't Find An Option?

Other options and accessories might be available on a custom order basis. Please contact your local Sales Representative or Account Engineer for assistance.

### Condenser Fin and Coil Protection Options

Standard Fins Per Inch is 10. 8 FPI reduces the capacity of a model and 12 FPI and 14 FPI increase the capacity of a model.

Bohn Config Model	List Price Adders (\$US)							
	Fins Per Inch (FPI) Options				Coil Protection Options			
	8 FPI	10 FPI	12 FPI	14 FPI	BohnGuard™ Fin Protection	ElectroFin Coils	Bronz-Glow Coating	Copper Fin Coil
BNQS07A042	-2,982	Standard	2,982	5,965	10,351	Call Factory	Call Factory	Call Factory
BNQD04A016	-1,700	Standard	1,700	3,412	2,659	Call Factory	Call Factory	Call Factory
BNQD04A021	-1,705	Standard	1,705	3,407	3,925	Call Factory	Call Factory	Call Factory
BNQD04A023	-1,705	Standard	1,705	3,407	5,186	Call Factory	Call Factory	Call Factory
BNQD06A031	-2,557	Standard	2,557	5,113	5,886	Call Factory	Call Factory	Call Factory
BNQD06A034	-2,557	Standard	2,557	5,113	8,403	Call Factory	Call Factory	Call Factory
BNQD08A041	-3,407	Standard	3,407	6,817	8,882	Call Factory	Call Factory	Call Factory
BNQD08A046	-3,407	Standard	3,407	6,817	11,841	Call Factory	Call Factory	Call Factory
BNQD10A052	-4,260	Standard	4,260	8,521	11,084	Call Factory	Call Factory	Call Factory
BNQD10A057	-4,260	Standard	4,260	8,521	14,781	Call Factory	Call Factory	Call Factory
BNQD12A069	-5,113	Standard	5,113	10,225	17,741	Call Factory	Call Factory	Call Factory
BNQD14A083	-5,965	Standard	5,965	11,929	20,700	Call Factory	Call Factory	Call Factory
<b>Models with 830 RPM (1.0HP) Motors</b>								
BNXS01A006	-425	Standard	425	853	990	Call Factory	Call Factory	Call Factory
BNXS01A008	-425	Standard	425	853	1,309	Call Factory	Call Factory	Call Factory
BNXS02A010	-850	Standard	850	1,706	1,332	Call Factory	Call Factory	Call Factory
BNXS02A013	-853	Standard	853	1,705	1,596	Call Factory	Call Factory	Call Factory
BNXS02A015	-853	Standard	853	1,705	2,593	Call Factory	Call Factory	Call Factory
BNXS03A020	-1,278	Standard	1,278	2,557	2,944	Call Factory	Call Factory	Call Factory
BNXS03A023	-1,278	Standard	1,278	2,557	4,202	Call Factory	Call Factory	Call Factory
BNXS04A026	-1,705	Standard	1,705	3,407	4,440	Call Factory	Call Factory	Call Factory
BNXS04A030	-1,705	Standard	1,705	3,407	5,921	Call Factory	Call Factory	Call Factory
BNXS05A033	-2,130	Standard	2,130	4,260	5,542	Call Factory	Call Factory	Call Factory
BNXS05A038	-2,130	Standard	2,130	4,260	7,388	Call Factory	Call Factory	Call Factory
BNXS06A045	-2,557	Standard	2,557	5,113	8,870	Call Factory	Call Factory	Call Factory
BNXS07A052	-2,982	Standard	2,982	5,965	10,351	Call Factory	Call Factory	Call Factory
BNXD04A020	-1,700	Standard	1,700	3,412	2,659	Call Factory	Call Factory	Call Factory
BNXD04A026	-1,705	Standard	1,705	3,407	3,925	Call Factory	Call Factory	Call Factory
BNXD04A030	-1,705	Standard	1,705	3,407	5,186	Call Factory	Call Factory	Call Factory
BNXD06A039	-2,557	Standard	2,557	5,113	5,886	Call Factory	Call Factory	Call Factory
BNXD06A045	-2,557	Standard	2,557	5,113	8,403	Call Factory	Call Factory	Call Factory
BNXD08A052	-3,407	Standard	3,407	6,817	8,882	Call Factory	Call Factory	Call Factory
BNXD08A061	-3,407	Standard	3,407	6,817	11,841	Call Factory	Call Factory	Call Factory
BNXD10A066	-4,260	Standard	4,260	8,521	11,084	Call Factory	Call Factory	Call Factory
BNXD10A076	-4,260	Standard	4,260	8,521	14,781	Call Factory	Call Factory	Call Factory
BNXD12A091	-5,113	Standard	5,113	10,225	17,741	Call Factory	Call Factory	Call Factory
BNXD14A104	-5,965	Standard	5,965	11,929	20,700	Call Factory	Call Factory	Call Factory

## 11 – 264 Ton

## Coil Options Pricing - All Models

### Can't Find An Option?

Other options and accessories might be available on a custom order basis. Please contact your local Sales Representative or Account Engineer for assistance.

### Condenser Fin and Coil Protection Options

Standard Fins Per Inch is 10. 8 FPI reduces the capacity of a model and 12 FPI and 14 FPI increase the capacity of a model.

Bohn Config Model	List Price Adders (\$US)							
	Fins Per Inch (FPI) Options				Coil Protection Options			
	8 FPI	10 FPI	12 FPI	14 FPI	BohnGuard™ Fin Protection	ElectroFin Coils	Bronz-Glow Coating	Copper Fin Coil
<b>Models with 830 RPM (1.5HP) Motors</b>								
BNLS01A007	-425	Standard	425	853	990	Call Factory	Call Factory	Call Factory
BNLS01A008	-425	Standard	425	853	1,309	Call Factory	Call Factory	Call Factory
BNLS02A010	-850	Standard	850	1,706	1,332	Call Factory	Call Factory	Call Factory
BNLS02A014	-853	Standard	853	1,705	1,596	Call Factory	Call Factory	Call Factory
BNLS02A016	-853	Standard	853	1,705	2,593	Call Factory	Call Factory	Call Factory
BNLS03A021	-1,278	Standard	1,278	2,557	2,944	Call Factory	Call Factory	Call Factory
BNLS03A024	-1,278	Standard	1,278	2,557	4,202	Call Factory	Call Factory	Call Factory
BNLS04A028	-1,705	Standard	1,705	3,407	4,440	Call Factory	Call Factory	Call Factory
BNLS04A032	-1,705	Standard	1,705	3,407	5,921	Call Factory	Call Factory	Call Factory
BNLS05A035	-2,130	Standard	2,130	4,260	5,542	Call Factory	Call Factory	Call Factory
BNLS05A042	-2,130	Standard	2,130	4,260	7,388	Call Factory	Call Factory	Call Factory
BNLS06A050	-2,557	Standard	2,557	5,113	8,870	Call Factory	Call Factory	Call Factory
BNLS07A055	-2,982	Standard	2,982	5,965	10,351	Call Factory	Call Factory	Call Factory
BNLD04A020	-1,700	Standard	1,700	3,412	2,659	Call Factory	Call Factory	Call Factory
BNLD04A028	-1,705	Standard	1,705	3,407	3,925	Call Factory	Call Factory	Call Factory
BNLD04A032	-1,705	Standard	1,705	3,407	5,186	Call Factory	Call Factory	Call Factory
BNLD06A042	-2,557	Standard	2,557	5,113	5,886	Call Factory	Call Factory	Call Factory
BNLD06A048	-2,557	Standard	2,557	5,113	8,403	Call Factory	Call Factory	Call Factory
BNLD08A056	-3,407	Standard	3,407	6,817	8,882	Call Factory	Call Factory	Call Factory
BNLD08A065	-3,407	Standard	3,407	6,817	11,841	Call Factory	Call Factory	Call Factory
BNLD10A071	-4,260	Standard	4,260	8,521	11,084	Call Factory	Call Factory	Call Factory
BNLD10A083	-4,260	Standard	4,260	8,521	14,781	Call Factory	Call Factory	Call Factory
BNLD12A100	-5,113	Standard	5,113	10,225	17,741	Call Factory	Call Factory	Call Factory
BNLD14A110	-5,965	Standard	5,965	11,929	20,700	Call Factory	Call Factory	Call Factory
<b>Models with 1140 RPM (1.5HP) Motors</b>								
BNHS01A007	-425	Standard	425	853	990	Call Factory	Call Factory	Call Factory
BNHS01A009	-425	Standard	425	853	1,309	Call Factory	Call Factory	Call Factory
BNHS02A011	-850	Standard	850	1,706	1,332	Call Factory	Call Factory	Call Factory
BNHS02A015	-853	Standard	853	1,705	1,596	Call Factory	Call Factory	Call Factory
BNHS02A017	-853	Standard	853	1,705	2,593	Call Factory	Call Factory	Call Factory
BNHS03A022	-1,278	Standard	1,278	2,557	2,944	Call Factory	Call Factory	Call Factory
BNHS03A026	-1,278	Standard	1,278	2,557	4,202	Call Factory	Call Factory	Call Factory
BNHS04A029	-1,705	Standard	1,705	3,407	4,440	Call Factory	Call Factory	Call Factory
BNHS04A034	-1,705	Standard	1,705	3,407	5,921	Call Factory	Call Factory	Call Factory
BNHS05A037	-2,130	Standard	2,130	4,260	5,542	Call Factory	Call Factory	Call Factory
BNHS05A044	-2,130	Standard	2,130	4,260	7,388	Call Factory	Call Factory	Call Factory

Section 3

## 11 – 264 Ton

## Coil Options Pricing - All Models

### Can't Find An Option?

Other options and accessories might be available on a custom order basis. Please contact your local Sales Representative or Account Engineer for assistance.

### Condenser Fin and Coil Protection Options

Standard Fins Per Inch is 10. 8 FPI reduces the capacity of a model and 12 FPI and 14 FPI increase the capacity of a model.

Bohn Config Model	List Price Adders (\$US)							
	Fins Per Inch (FPI) Options				Coil Protection Options			
	8 FPI	10 FPI	12 FPI	14 FPI	BohnGuard™ Fin Protection	ElectroFin Coils	Bronz-Glow Coating	Copper Fin Coil
BNHS06A053	-2,557	Standard	2,557	5,113	8,870	Call Factory	Call Factory	Call Factory
BNHS07A061	-2,982	Standard	2,982	5,965	10,351	Call Factory	Call Factory	Call Factory
BNHD04A021	-1,700	Standard	1,700	3,412	2,659	Call Factory	Call Factory	Call Factory
BNHD04A029	-1,705	Standard	1,705	3,407	3,925	Call Factory	Call Factory	Call Factory
BNHD04A034	-1,705	Standard	1,705	3,407	5,186	Call Factory	Call Factory	Call Factory
BNHD06A044	-2,557	Standard	2,557	5,113	5,886	Call Factory	Call Factory	Call Factory
BNHD06A051	-2,557	Standard	2,557	5,113	8,403	Call Factory	Call Factory	Call Factory
BNHD08A058	-3,407	Standard	3,407	6,817	8,882	Call Factory	Call Factory	Call Factory
BNHD08A068	-3,407	Standard	3,407	6,817	11,841	Call Factory	Call Factory	Call Factory
BNHD10A074	-4,260	Standard	4,260	8,521	11,084	Call Factory	Call Factory	Call Factory
BNHD10A088	-4,260	Standard	4,260	8,521	14,781	Call Factory	Call Factory	Call Factory
BNHD12A106	-5,113	Standard	5,113	10,225	17,741	Call Factory	Call Factory	Call Factory
BNHD14A122	-5,965	Standard	5,965	11,929	20,700	Call Factory	Call Factory	Call Factory

## 11 – 264 Ton

## Coil Options Pricing - All Models

### Can't Find An Option?

Other options and accessories might be available on a custom order basis. Please contact your local Sales Representative or Account Engineer for assistance.

### Condenser Fin and Coil Protection Options

Standard Fins Per Inch is 10. 8 FPI reduces the capacity of a model and 12 FPI and 14 FPI increase the capacity of a model.

Bohn Config Model	List Price Adders (\$US)							
	Fins Per Inch (FPI) Options				Coil Protection Options			
	8 FPI	10 FPI	12 FPI	14 FPI	BohnGuard™ Fin Protection	ElectroFin Coils	Bronz-Glow Coating	Copper Fin Coil
<b>Models with Rail-Mount VSEC (1140 RPM) Motors</b>								
BNKS01A007	-425	Standard	425	853	990	Call Factory	Call Factory	Call Factory
BNKS01A009	-425	Standard	425	853	1,309	Call Factory	Call Factory	Call Factory
BNKS02A011	-850	Standard	850	1,706	1,332	Call Factory	Call Factory	Call Factory
BNKS02A015	-853	Standard	853	1,705	1,596	Call Factory	Call Factory	Call Factory
BNKS02A017	-853	Standard	853	1,705	2,593	Call Factory	Call Factory	Call Factory
BNKS03A022	-1,278	Standard	1,278	2,557	2,944	Call Factory	Call Factory	Call Factory
BNKS03A026	-1,278	Standard	1,278	2,557	4,202	Call Factory	Call Factory	Call Factory
BNKS04A029	-1,705	Standard	1,705	3,407	4,440	Call Factory	Call Factory	Call Factory
BNKS04A034	-1,705	Standard	1,705	3,407	5,921	Call Factory	Call Factory	Call Factory
BNKS05A037	-2,130	Standard	2,130	4,260	5,542	Call Factory	Call Factory	Call Factory
BNKS05A044	-2,130	Standard	2,130	4,260	7,388	Call Factory	Call Factory	Call Factory
BNKS06A053	-2,557	Standard	2,557	5,113	8,870	Call Factory	Call Factory	Call Factory
BNKS07A061	-2,982	Standard	2,982	5,965	10,351	Call Factory	Call Factory	Call Factory
BNKD04A021	-1,700	Standard	1,700	3,412	2,659	Call Factory	Call Factory	Call Factory
BNKD04A029	-1,705	Standard	1,705	3,407	3,925	Call Factory	Call Factory	Call Factory
BNKD04A034	-1,705	Standard	1,705	3,407	5,186	Call Factory	Call Factory	Call Factory
BNKD06A044	-2,557	Standard	2,557	5,113	5,886	Call Factory	Call Factory	Call Factory
BNKD06A051	-2,557	Standard	2,557	5,113	8,403	Call Factory	Call Factory	Call Factory
BNKD08A058	-3,407	Standard	3,407	6,817	8,882	Call Factory	Call Factory	Call Factory
BNKD08A068	-3,407	Standard	3,407	6,817	11,841	Call Factory	Call Factory	Call Factory
BNKD10A074	-4,260	Standard	4,260	8,521	11,084	Call Factory	Call Factory	Call Factory
BNKD10A088	-4,260	Standard	4,260	8,521	14,781	Call Factory	Call Factory	Call Factory
BNKD12A106	-5,113	Standard	5,113	10,225	17,741	Call Factory	Call Factory	Call Factory
BNKD14A122	-5,965	Standard	5,965	11,929	20,700	Call Factory	Call Factory	Call Factory
<b>Models with Rail-Mount VSEC (830 RPM) Motors</b>								
BNJS01A007	-425	Standard	425	853	990	Call Factory	Call Factory	Call Factory
BNJS01A008	-425	Standard	425	853	1,309	Call Factory	Call Factory	Call Factory
BNJS02A010	-850	Standard	850	1,706	1,332	Call Factory	Call Factory	Call Factory
BNJS02A014	-853	Standard	853	1,705	1,596	Call Factory	Call Factory	Call Factory
BNJS02A016	-853	Standard	853	1,705	2,593	Call Factory	Call Factory	Call Factory
BNJS03A021	-1,278	Standard	1,278	2,557	2,944	Call Factory	Call Factory	Call Factory
BNJS03A024	-1,278	Standard	1,278	2,557	4,202	Call Factory	Call Factory	Call Factory
BNJS04A028	-1,705	Standard	1,705	3,407	4,440	Call Factory	Call Factory	Call Factory
BNJS04A032	-1,705	Standard	1,705	3,407	5,921	Call Factory	Call Factory	Call Factory
BNJS05A035	-2,130	Standard	2,130	4,260	5,542	Call Factory	Call Factory	Call Factory
BNJS05A042	-2,130	Standard	2,130	4,260	7,388	Call Factory	Call Factory	Call Factory

## 11 – 264 Ton

## Coil Options Pricing - All Models

### Can't Find An Option?

Other options and accessories might be available on a custom order basis. Please contact your local Sales Representative or Account Engineer for assistance.

### Condenser Fin and Coil Protection Options

Standard Fins Per Inch is 10. 8 FPI reduces the capacity of a model and 12 FPI and 14 FPI increase the capacity of a model.

Bohn Config Model	List Price Adders (\$US)							
	Fins Per Inch (FPI) Options				Coil Protection Options			
	8 FPI	10 FPI	12 FPI	14 FPI	BohnGuard™ Fin Protection	ElectroFin Coils	Bronz-Glow Coating	Copper Fin Coil
BNJS06A050	-2,557	Standard	2,557	5,113	8,870	Call Factory	Call Factory	Call Factory
BNJS07A055	-2,982	Standard	2,982	5,965	10,351	Call Factory	Call Factory	Call Factory
BNJD04A020	-1,700	Standard	1,700	3,412	2,659	Call Factory	Call Factory	Call Factory
BNJD04A028	-1,705	Standard	1,705	3,407	3,925	Call Factory	Call Factory	Call Factory
BNJD04A032	-1,705	Standard	1,705	3,407	5,186	Call Factory	Call Factory	Call Factory
BNJD06A042	-2,557	Standard	2,557	5,113	5,886	Call Factory	Call Factory	Call Factory
BNJD06A048	-2,557	Standard	2,557	5,113	8,403	Call Factory	Call Factory	Call Factory
BNJD08A056	-3,407	Standard	3,407	6,817	8,882	Call Factory	Call Factory	Call Factory
BNJD08A065	-3,407	Standard	3,407	6,817	11,841	Call Factory	Call Factory	Call Factory
BNJD10A071	-4,260	Standard	4,260	8,521	11,084	Call Factory	Call Factory	Call Factory
BNJD10A083	-4,260	Standard	4,260	8,521	14,781	Call Factory	Call Factory	Call Factory
BNJD12A100	-5,113	Standard	5,113	10,225	17,741	Call Factory	Call Factory	Call Factory
BNJD14A110	-5,965	Standard	5,965	11,929	20,700	Call Factory	Call Factory	Call Factory

**Microchannel Condenser**

**Page left blank intentionally. Microchannel Condenser is discontinued.**

**Page left blank intentionally. Microchannel Condenser is discontinued.**

**Page left blank intentionally. Microchannel Condenser is discontinued.**



## FN Fluid Coolers

## Overview



### Product Description

Direct drive fluid coolers with vertical air flow are designed to save time on installation, provide excellent performance, long service life and a wide range of performance selections. These units are ideal for commercial/industrial locations.

### Certifications



### Standard Features

- 10 fins per inch spacing standard. 8, 12, and 14 fins per inch spacing available as an option.
- 1/2" models feature a Floating Tube coil design and 5/8" models feature a bushing plate floating tube coil design. These coil designs virtually eliminate tube sheet leaks. Coil includes a 5 year leak warranty at tube sheets and center supports.
- Internal baffles provided between all fan cells
- Fluid Coolers from 1 to 5 fans in length are available with 1/2" diameter tubes to maximize heat transfer. Fluid Coolers from 3 to 6 fans in length are available with 5/8" diameter tubes to minimize fluid pressure drop.
- Wide selection of circuit options maximize performance at minimal cost
- Coated steel fan guards for optimal corrosion protection
- Weather resistant control panel with factory-mounted door interrupt disconnect switch
- Coils are fabricated with corrugated aluminum fins with staggered copper tubes for optimum heat transfer. All units are pressure tested prior to shipment
- 2 year product warranty

### Models with Variable Speed EC Motors (VSEC) - FNE Models

- EC motor, swept fan blade and venture incorporating integrated variable speed technology
- Aluminum housing for an attractive appearance and corrosion protection, with painted galvanized steel, or galvanized steel as an option
- Side access panels for ease of cleaning coils
- 3-year warranty on EC Motors

### Models with 830 or 540 RPM Fixed Speed Motors - FNL or FNQ Models

- Direct drive fan motors in 830 or 540 RPM
- Fan blade provides an unprecedented sound level of 49.6 dBA (540 RPM @ 10 ft.)
- ServiceEase motor mount feature, allows for ease of motor service and reduces likelihood of damage to the coils during servicing
- Coils incorporate the latest advancements in coil technology to provide maximum capacity
- Galvanized steel housing
- High efficiency, three-phase fan motors with ball bearings and internal overload protection

### Models with 1140 RPM Fixed Speed Motors - FNH Models

- Direct drive fan motors
- Patented ServiceEase motor mount
- New, high efficiency coil designed for optimum performance
- Galvanized steel housing
- High efficiency, three-phase fan motors with ball bearings and internal overload protection

### Nomenclature

F	N	H	S	01	H	3	01
Product Line	Vintage	Model	Width	Fans	Tube Diameter	Rows	Coil Model #
F = Fluid Coolers		H = 1140 RPM, 1.5 HP L = 830 RPM, 1.5 HP Q = 540 RPM, 0.5 HP E = VSEC Motor	S = Single D = Double	# of Fans (01 - 12)	H = 1/2" F = 5/8"	# of Rows (2 - 4)	

## FN Fluid Coolers

## FNH Models 1.5 HP 1140 RPM Motors

## Need to customize?

- Look on page starting 227 for factory-installed fan cycling, electrical, and mechanical options.
- Look on page starting 229 for condenser fin and coil protection options.

## Configurable Models, Motor Voltages, &amp; List Prices

Specify model motor voltage at time of order

Bohn Config Model	List Price by Motor Voltage (\$US)			Fan Config.
	208-230/3/60	460/3/60	575/3/60	
<b>1/2" Diameter - Single Row Models</b>				
FNHS01H301	8,578	8,578	8,825	1x1
FNHS01H402	10,965	10,965	11,212	1x1
FNHS02H203	13,685	13,685	14,179	1x2
FNHS02H304	16,562	16,562	17,056	1x2
FNHS02H405	20,767	20,767	21,261	1x2
FNHS03H306	25,832	25,832	26,573	1x3
FNHS03H407	29,307	29,307	30,048	1x3
FNHS04H308	33,448	33,448	34,436	1x4
FNHS04H409	38,296	38,296	39,284	1x4
FNHS05H310	43,955	43,955	45,190	1x5
FNHS05H411	50,756	50,756	51,991	1x5
<b>1/2" Diameter - Double Row Models</b>				
FNHD04H212	27,513	27,513	28,501	2x2
FNHD04H313	33,604	33,604	34,592	2x2
FNHD04H414	39,084	39,084	40,072	2x2
FNHD06H315	50,785	50,785	52,267	2x3
FNHD06H416	60,590	60,590	62,072	2x3
FNHD08H317	69,514	69,514	71,490	2x4
FNHD08H418	81,655	81,655	83,631	2x4
FNHD10H319	87,033	87,033	89,503	2x5
FNHD10H420	100,964	100,964	103,434	2x5
<b>5/8" Diameter - Single Row Models</b>				
FNHS03F301	30,176	30,176	30,917	1x3
FNHS03F402	35,100	35,100	35,841	1x3
FNHS04F303	39,752	39,752	40,740	1x4
FNHS04F404	46,628	46,628	47,616	1x4
FNHS05F305	51,749	51,749	52,984	1x5
FNHS05F406	61,024	61,024	62,259	1x5
FNHS06F307	64,465	64,465	65,947	1x6
FNHS06F408	71,738	71,738	73,220	1x6
<b>5/8" Diameter - Double Row Models</b>				
FNHD06F311	59,906	59,906	61,388	2x3
FNHD06F412	72,549	72,549	74,031	2x3
FNHD08F313	82,181	82,181	84,157	2x4
FNHD08F414	98,320	98,320	100,296	2x4
FNHD10F315	102,619	102,619	105,089	2x5
FNHD10F416	121,499	121,499	123,969	2x5
FNHD12F317	132,605	132,605	135,569	2x6
FNHD12F418	147,150	147,150	150,114	2x6

**Notes:**

For sizing and selection assistance, use Heatcraft software tool, THE HUB or contact your local Sales Representative or Account Engineer.

## FN Fluid Coolers

## FNL Models 1.5 HP 830 RPM Motors

### Need to customize?

- Look on page starting 227 for factory-installed fan cycling, electrical, and mechanical options.
- Look on page starting 229 for condenser fin and coil protection options.

### Configurable Models, Motor Voltages, & List Prices

Specify model motor voltage at time of order

Bohn Config Model	List Price by Motor Voltage (\$US)			Fan Config.
	208-230/3/60	460/3/60	575/3/60	
<b>1/2" Diameter - Single Row Models</b>				
FNLS01H321	8,879	8,879	9,126	1x1
FNLS01H422	11,348	11,348	11,595	1x1
FNLS02H223	14,165	14,165	14,659	1x2
FNLS02H324	17,141	17,141	17,635	1x2
FNLS02H425	21,493	21,493	21,987	1x2
FNLS03H326	26,736	26,736	27,477	1x3
FNLS03H427	30,333	30,333	31,074	1x3
FNLS04H328	34,619	34,619	35,607	1x4
FNLS04H429	39,636	39,636	40,624	1x4
FNLS05H330	45,493	45,493	46,728	1x5
FNLS05H431	52,533	52,533	53,768	1x5
<b>1/2" Diameter - Double Row Models</b>				
FNLD04H232	28,475	28,475	29,463	2x2
FNLD04H333	34,780	34,780	35,768	2x2
FNLD04H434	40,452	40,452	41,440	2x2
FNLD06H335	52,564	52,564	54,046	2x3
FNLD06H436	62,712	62,712	64,194	2x3
FNLD08H337	71,947	71,947	73,923	2x4
FNLD08H438	84,512	84,512	86,488	2x4
FNLD10H339	90,078	90,078	92,548	2x5
FNLD10H440	104,498	104,498	106,968	2x5
<b>5/8" Diameter - Single Row Models</b>				
FNLS03F321	31,232	31,232	31,973	1x3
FNLS03F422	36,329	36,329	37,070	1x3
FNLS04F323	41,143	41,143	42,131	1x4
FNLS04F424	48,261	48,261	49,249	1x4
FNLS05F325	53,560	53,560	54,795	1x5
FNLS05F426	63,160	63,160	64,395	1x5
FNLS06F327	66,721	66,721	68,203	1x6
FNLS06F428	74,249	74,249	75,731	1x6
<b>5/8" Diameter - Double Row Models</b>				
FNLD06F331	62,003	62,003	63,485	2x3
FNLD06F432	75,088	75,088	76,570	2x3
FNLD08F333	85,057	85,057	87,033	2x4
FNLD08F434	101,762	101,762	103,738	2x4
FNLD10F335	106,211	106,211	108,681	2x5
FNLD10F436	125,751	125,751	128,221	2x5
FNLD12F337	137,246	137,246	140,210	2x6
FNLD12F438	152,300	152,300	155,264	2x6

**Notes:**

For sizing and selection assistance, use Heatcraft software tool, THE HUB or contact your local Sales Representative or Account Engineer.

## FN Fluid Coolers

## FNQ Models 0.5 HP 540 RPM Motors

## Need to customize?

- Look on page starting 227 for factory-installed fan cycling, electrical, and mechanical options.
- Look on page starting 229 for condenser fin and coil protection options.

## Configurable Models, Motor Voltages, &amp; List Prices

Specify model motor voltage at time of order

Bohn Config Model	List Price by Motor Voltage (\$US)			Fan Config.
	208-230/3/60	460/3/60	575/3/60	
<b>1/2" Diameter - Single Row Models</b>				
FNQS01H341	8,578	8,578	-	1x1
FNQS01H442	10,965	10,965	-	1x1
FNQS02H243	13,685	13,685	-	1x2
FNQS02H344	16,562	16,562	-	1x2
FNQS02H445	20,767	20,767	-	1x2
FNQS03H346	25,832	25,832	-	1x3
FNQS03H447	29,307	29,307	-	1x3
FNQS04H348	33,448	33,448	-	1x4
FNQS04H449	38,296	38,296	-	1x4
FNQS05H350	43,955	43,955	-	1x5
FNQS05H451	50,756	50,756	-	1x5
<b>1/2" Diameter - Double Row Models</b>				
FNQD04H252	27,513	27,513	-	2x2
FNQD04H353	33,604	33,604	-	2x2
FNQD04H454	39,084	39,084	-	2x2
FNQD06H355	50,785	50,785	-	2x3
FNQD06H456	60,590	60,590	-	2x3
FNQD08H357	69,514	69,514	-	2x4
FNQD08H458	81,655	81,655	-	2x4
FNQD10H359	87,033	87,033	-	2x5
FNQD10H460	100,964	100,964	-	2x5
<b>5/8" Diameter - Single Row Models</b>				
FNQS03F341	30,176	30,176	-	1x3
FNQS03F442	35,100	35,100	-	1x3
FNQS04F343	39,752	39,752	-	1x4
FNQS04F444	46,628	46,628	-	1x4
FNQS05F345	51,749	51,749	-	1x5
FNQS05F446	61,024	61,024	-	1x5
FNQS06F347	64,465	64,465	-	1x6
FNQS06F448	71,738	71,738	-	1x6
<b>5/8" Diameter - Double Row Models</b>				
FNQD06F351	59,906	59,906	-	2x3
FNQD06F452	72,549	72,549	-	2x3
FNQD08F353	82,181	82,181	-	2x4
FNQD08F454	98,320	98,320	-	2x4
FNQD10F355	102,619	102,619	-	2x5
FNQD10F456	121,499	121,499	-	2x5
FNQD12F357	132,605	132,605	-	2x6
FNQD12F458	147,150	147,150	-	2x6

**Notes:**

For sizing and selection assistance, use Heatcraft software tool, THE HUB or contact your local Sales Representative or Account Engineer.

## FN Fluid Coolers

## FNE Models VSEC Motors

### Need to customize?

- Look on page starting 226 for factory-installed fan cycling, electrical, and mechanical options.
- Look on page starting 229 for condenser fin and coil protection options.

### Configurable Models, Motor Voltages, & List Prices

Specify model motor voltage at time of order

Bohn Config Model	List Price by Motor Voltage (\$US)			Fan Config.
	208-230/3/60	460/3/60	575/3/60	
<b>1/2" Diameter - Single Row Models</b>				
FNES01H361	16,556	16,556	-	1x1
FNES01H462	21,162	21,162	-	1x1
FNES02H263	26,413	26,413	-	1x2
FNES02H364	31,964	31,964	-	1x2
FNES02H465	40,078	40,078	-	1x2
FNES03H366	49,856	49,856	-	1x3
FNES03H467	56,563	56,563	-	1x3
FNES04H368	64,554	64,554	-	1x4
FNES04H469	73,912	73,912	-	1x4
FNES05H370	84,835	84,835	-	1x5
FNES05H471	97,962	97,962	-	1x5
<b>1/2" Diameter - Double Row Models</b>				
FNED04H272	53,101	53,101	-	2x2
FNED04H373	64,856	64,856	-	2x2
FNED04H474	75,432	75,432	-	2x2
FNED06H375	98,018	98,018	-	2x3
FNED06H476	116,939	116,939	-	2x3
FNED08H377	134,161	134,161	-	2x4
FNED08H478	157,593	157,593	-	2x4
FNED10H379	167,973	167,973	-	2x5
FNED10H480	194,860	194,860	-	2x5
<b>5/8" Diameter - Single Row Models</b>				
FNES03F361	58,242	58,242	-	1x3
FNES03F462	67,743	67,743	-	1x3
FNES04F363	76,722	76,722	-	1x4
FNES04F464	89,992	89,992	-	1x4
FNES05F365	99,875	99,875	-	1x5
FNES05F466	117,776	117,776	-	1x5
FNES06F367	124,417	124,417	-	1x6
FNES06F468	138,454	138,454	-	1x6
<b>5/8" Diameter - Double Row Models</b>				
FNED06F371	115,619	115,619	-	2x3
FNED06F472	140,021	140,021	-	2x3
FNED08F373	158,609	158,609	-	2x4
FNED08F474	189,758	189,758	-	2x4
FNED10F375	198,056	198,056	-	2x5
FNED10F476	234,493	234,493	-	2x5
FNED12F377	255,928	255,928	-	2x6
FNED12F478	284,000	284,000	-	2x6

**Notes:**

For sizing and selection assistance, use Heatcraft software tool, THE HUB or contact your local Sales Representative or Account Engineer.

## FN Fluid Coolers

## Options Pricing - VSEC Models

### Can't Find An Option?

Other options and accessories might be available on a custom order basis. Please contact your local Sales Representative or Account Engineer for assistance.

### Factory-Installed Fan Cycling, Electrical, and Mechanical Options

- Motors are 208-230/3/60 or 460/3/60.
- Fused disconnect option is only available on units with an MOP of 60 or less. Please see accompanying technical specifications.

Option Code	Option Description	List Price Adder by Fan Configuration (US\$)										
		1x1	1x2	1x3	1x4	1x5	1x6	2x2	2x3	2x4	2x5	2x6
<b>Fan Cycling Options</b>												
FC.019	Proportional Lvg Fluid Temp Control	2,331	2,331	2,331	2,331	2,331	2,331	4,659	4,659	4,659	4,659	4,659
<b>Electrical Options</b>												
DISC.002	Fused Disconnect	508	744	1,021	1,276	1,528	1,021	1,528	2,043	2,553	3,057	3,057
MP.002	Individual Motor Fuses	510	765	1,020	1,275	1,530	1,020	1,530	2,040	2,550	3,060	3,060
MP.004	Paired Motor Fuses	-	-	-	-	-	-	765	1,020	1,275	1,530	1,530
MP.003	Individual Circuit Breakers (230V or 460V)	1,016	1,524	2,032	2,540	3,048	2,032	3,048	4,064	5,080	6,096	6,096
MP.005	Paired Circuit Breakers (230V or 460V)	-	-	-	-	-	-	1,525	2,032	2,540	3,048	3,048
MTB.001	Individual Motor Terminal Boards	357	534	713	891	1,069	713	1,069	1,426	1,782	2,139	2,411
MTB.002	Paired Motor Terminal Boards	-	-	-	-	-	-	534	713	891	1,069	1,069
<b>Mechanical Options</b>												
CM.003	Painted Cabinet w/ Side Access	-	-	-	-	-	-	-	-	-	-	-
CM.004	Galvanized Cabinet w/ Side Access	-566	-849	-1,132	-1,415	-1,698	-1,132	-1,698	-2,264	-2,830	-3,396	-3,396
LEGS.002	Extended Legs, 30"	127	255	191	382	447	127	255	191	382	447	447
LEGS.003	Extended Legs, 36"	127	255	191	382	447	127	255	191	382	447	447
LEGS.004	Extended Legs, 42"	127	255	191	382	447	127	255	191	382	447	447
LEGS.005	Unit Frame, Std. Legs, 20"	2,602	3,403	4,874	5,898	7,034	2,602	3,403	4,874	5,898	7,034	7,034
LEGS.006	Unit Frame, Ext. Legs, 42"	2,857	3,785	5,382	6,533	7,799	2,857	3,785	5,382	6,533	7,799	7,799

## FN Fluid Coolers

## Options Pricing - FNH/FNL/FNQ Models

### Can't Find An Option?

Other options and accessories might be available on a custom order basis. Please contact your local Sales Representative or Account Engineer for assistance.

### Factory-Installed Fan Cycling, Electrical, and Mechanical Options

- Fans are cycled in pairs on double wide units.
- Motor circuit breakers are not available on 575V units.
- Motor terminal boards are not available on units with fan cycling.
- When ordering toggle switch option, please specify whether switches are to be internally or externally mounted.
- Fused disconnect option is only available on units with an MOP of 60 or less. Please see accompanying technical specifications.
- Fan cycling kit does not include control circuit transformer. Optional factory installed control transformers are available to convert 460V or 575V main power supplies to 230V, 115V or 24V control power or 230V main power to 115V or 24V control power.

Option Code	Option Description	List Price Adder by Fan Configuration (US\$)										
		1x1	1x2	1x3	1x4	1x5	1x6	2x2	2x3	2x4	2x5	2x6
<b>Fan Cycling Options (Must Select Fan Cycling and Contactor Option)</b>												
FCC.004	Individual Motor Contactors: 230V, 115V, or 24V	255	510	765	1,020	1,275	1,530	1,020	1,530	2,040	2,550	3,060
FCC.001	Paired Motor Contactors: 230V, 115V, or 24V	-	-	-	-	-	-	510	765	1,020	1,275	1,530
FC.003	Lvg. Fluid Temperature Fan Cycling (Elec.)	1,790	2,177	3,448	4,716	5,989	6,978	2,177	3,448	4,716	5,989	5,989
<b>Electrical Options</b>												
CV.002	Control Circuit Transformer: 230V, 115V, or 24V	603	603	603	603	603	603	603	603	603	603	603
MP.002	Individual Motor Fuses	255	510	765	1,020	1,275	1,530	1,020	1,530	2,040	2,550	3,060
MP.004	Paired Motor Fuses	-	-	-	-	-	-	510	765	1,020	1,275	1,530
MP.003	Individual Circuit Breakers (230V or 460V)	508	1,016	1,524	2,032	2,540	3,048	2,032	3,048	4,064	5,080	6,096
MP.005	Paired Circuit Breakers (230V or 460V)	-	-	-	-	-	-	1,015	1,525	2,032	2,540	3,048
MTB.001	Individual Motor Terminal Boards	178	357	534	713	891	1,069	713	1,069	1,426	1,782	2,411
MTB.002	Paired Motor Terminal Boards	-	-	-	-	-	-	357	534	713	891	1,069
FCS.002	Fan Toggle Switches	106	214	317	424	531	639	424	639	852	1,064	1,271
FCS.004	Paired Fan Toggle Switches	-	-	-	-	-	-	214	317	424	531	639
DISC.002	Fused Disconnect	255	508	744	1,021	1,276	1,528	1,021	1,528	2,043	2,553	3,057
COND.002	Sealtite Wiring to Electrical Box	736	1,475	2,212	2,949	3,685	4,426	2,949	4,425	5,898	7,090	8,507
<b>Mechanical Options</b>												
CM.002	Aluminum Cabinet	283	566	849	1,132	1,415	1,698	1,132	1,698	2,264	2,830	3,396
CM.003	Pre-Painted Steel Cabinet	283	566	849	1,132	1,415	1,698	1,132	1,698	2,264	2,830	3,396
CM.004	Coil Access Panels, Galv	568	1,136	1,704	2,272	2,840	3,408	2,272	3,408	4,544	5,680	6,816
CM.005	Coil Access Panels, Aluminum	568	1,136	1,704	2,272	2,840	3,408	2,272	3,408	4,544	5,680	6,816
CM.006	Coil Access Panels, Painted Steel	568	1,136	1,704	2,272	2,840	3,408	2,272	3,408	4,544	5,680	6,816
VEN.002	Hinged Venturi	603	1,206	1,809	2,412	3,015	3,618	2,412	3,618	4,824	6,030	7,236
LEGS.002	Extended Legs, 30"	127	127	255	191	382	447	127	255	191	382	447
LEGS.003	Extended Legs, 36"	127	127	255	191	382	447	127	255	191	382	447
LEGS.004	Extended Legs, 42"	127	127	255	191	382	447	127	255	191	382	447
LEGS.005	Unit Frame, Std. Legs, 20"	1,804	2,602	3,403	4,874	5,898	7,034	2,602	3,403	4,874	5,898	7,034
LEGS.006	Unit Frame, Ext. Legs, 42"	1,929	2,857	3,785	5,382	6,533	7,799	2,857	3,785	5,382	6,533	7,799

## FN Fluid Coolers

## Connections Options - All Models

## Can't Find An Option?

Other options and accessories might be available on a custom order basis. Please contact your local Sales Representative or Account Engineer for assistance.

## Connection Options - All Models

Option Code	Row of Fans	Number of Feeds	Connection Size	List Price Adder (\$US)
<b>Threaded Connection</b>				
THD.020	1	9 - 18	2" MPT	456
THD.025	1	21-28	2-1/2" MPT	713
THD.030	1	42	3" MPT	1,215
THD.220	2	18 - 36	2" MPT	914
THD.225	2	42 - 56	2-1/2" MPT	1,426
THD.230	2	84	3" MPT	2,428
<b>Flanged Connection</b>				
FLG.020	1	9-18	2"	1,052
FLG.025	1	21 - 28	2-1/2"	1,215
FLG.030	1	42	3"	1,537
FLG.220	2	18 - 36	2"	2,128
FLG.225	2	42 - 56	2-1/2"	2,428
FLG.230	2	84	3"	3,074



## FN Fluid Coolers

## Coil Options Pricing - All Models

### Can't Find An Option?

Other options and accessories might be available on a custom order basis. Please contact your local Sales Representative or Account Engineer for assistance.

### Condenser Fin and Coil Protection Options

Standard Fins Per Inch is 10. 8 FPI reduces the capacity of a model and 12 FPI and 14 FPI increase the capacity of a model.

Bohn Config Model	List Price Adders (\$US)						
	Fins Per Inch (FPI) Options				Coil Protection Options		
	8 FPI	10 FPI	12 FPI	14 FPI	BohnGuard Fin Protection	Bronz-Glow Coating	Copper Fin Coil
<b>Models with 1140 RPM (1.5HP) Motors - Single Row (1/2" Diameter)</b>							
FNHS01H301	-425	Standard	425	852	990	4,609	4,686
FNHS01H402	-425	Standard	425	852	1,309	4,643	6,694
FNHS02H203	-850	Standard	850	1,706	1,332	6,648	6,694
FNHS02H304	-852	Standard	852	1,703	1,596	7,540	11,259
FNHS02H405	-852	Standard	852	1,703	2,593	7,856	15,216
FNHS03H306	-1,277	Standard	1,277	2,553	2,944	10,471	18,259
FNHS03H407	-1,277	Standard	1,277	2,553	4,202	11,158	25,562
FNHS04H308	-1,703	Standard	1,703	3,404	4,440	13,973	26,781
FNHS04H409	-1,703	Standard	1,703	3,404	5,921	14,406	31,648
FNHS05H310	-2,128	Standard	2,128	4,256	5,542	16,623	32,866
FNHS05H411	-2,128	Standard	2,128	4,256	7,388	17,558	41,996
<b>Models with 1140 RPM (1.5HP) Motors - Double Row (1/2" Diameter)</b>							
FNHD04H212	-1,700	Standard	1,700	3,412	2,659	13,295	13,998
FNHD04H313	-1,703	Standard	1,703	3,404	3,925	15,080	24,344
FNHD04H414	-1,703	Standard	1,703	3,404	5,186	15,710	33,475
FNHD06H315	-2,553	Standard	2,553	5,107	5,886	20,941	38,953
FNHD06H416	-2,553	Standard	2,553	5,107	8,403	22,315	54,212
FNHD08H317	-3,404	Standard	3,404	6,808	8,882	27,947	54,777
FNHD08H418	-3,404	Standard	3,404	6,808	11,841	28,812	65,429
FNHD10H319	-4,256	Standard	4,256	8,512	11,084	33,245	67,984
FNHD10H420	-4,256	Standard	4,256	8,512	14,781	35,117	87,644
<b>Models with 1140 RPM (1.5HP) Motors - Single Row (5/8" Diameter)</b>							
FNHS03F301	-1,277	Standard	1,277	2,553	2,944	10,471	18,259
FNHS03F402	-1,277	Standard	1,277	2,553	4,202	11,158	25,562
FNHS04F303	-1,703	Standard	1,703	3,404	4,440	13,973	26,781
FNHS04F404	-1,703	Standard	1,703	3,404	5,921	14,406	31,648
FNHS05F305	-2,128	Standard	2,128	4,256	5,542	16,623	32,866
FNHS05F406	-2,128	Standard	2,128	4,256	7,388	17,558	41,996
FNHS06F307	-2,553	Standard	2,553	5,107	7,761	18,921	48,234
FNHS06F408	-2,553	Standard	2,553	5,107	8,870	19,356	51,125
<b>Models with 1140 RPM (1.5HP) Motors - Double Row (5/8" Diameter)</b>							
FNHD06F311	-2,553	Standard	2,553	5,107	5,886	20,941	38,953
FNHD06F412	-2,553	Standard	2,553	5,107	8,403	22,315	54,212
FNHD08F313	-3,404	Standard	3,404	6,808	8,882	27,947	54,777
FNHD08F414	-3,404	Standard	3,404	6,808	11,841	28,812	65,429
FNHD10F315	-4,256	Standard	4,256	8,512	11,084	33,245	67,984

## FN Fluid Coolers

## Coil Options Pricing - All Models

### Can't Find An Option?

Other options and accessories might be available on a custom order basis. Please contact your local Sales Representative or Account Engineer for assistance.

### Condenser Fin and Coil Protection Options

Standard Fins Per Inch is 10. 8 FPI reduces the capacity of a model and 12 FPI and 14 FPI increase the capacity of a model.

Bohn Config Model	List Price Adders (\$US)						
	Fins Per Inch (FPI) Options				Coil Protection Options		
	8 FPI	10 FPI	12 FPI	14 FPI	BohnGuard Fin Protection	Bronz-Glow Coating	Copper Fin Coil
FNHD10F416	-4,256	Standard	4,256	8,512	14,781	35,117	87,644
FNHD12F317	-5,107	Standard	5,107	10,214	15,521	37,842	96,468
FNHD12F418	-5,107	Standard	5,107	10,214	17,741	38,776	107,119
<b>Models with 830 RPM (1.5HP) Motors - Single Row (1/2" Diameter)</b>							
FNLS01H321	-425	Standard	425	852	990	4,609	4,686
FNLS01H422	-425	Standard	425	852	1,309	4,643	6,694
FNLS02H223	-850	Standard	850	1,706	1,332	6,648	6,694
FNLS02H324	-852	Standard	852	1,703	1,596	7,540	11,259
FNLS02H425	-852	Standard	852	1,703	2,593	7,856	15,216
FNLS03H326	-1,277	Standard	1,277	2,553	2,944	10,471	18,259
FNLS03H427	-1,277	Standard	1,277	2,553	4,202	11,158	25,562
FNLS04H328	-1,703	Standard	1,703	3,404	4,440	13,973	26,781
FNLS04H429	-1,703	Standard	1,703	3,404	5,921	14,406	31,648
FNLS05H330	-2,128	Standard	2,128	4,256	5,542	16,623	32,866
FNLS05H431	-2,128	Standard	2,128	4,256	7,388	17,558	41,996
<b>Models with 830 RPM (1.5HP) Motors - Double Row (1/2" Diameter)</b>							
FNLD04H232	-1,700	Standard	1,700	3,412	2,659	13,295	13,998
FNLD04H333	-1,703	Standard	1,703	3,404	3,925	15,080	24,344
FNLD04H434	-1,703	Standard	1,703	3,404	5,186	15,710	33,475
FNLD06H335	-2,553	Standard	2,553	5,107	5,886	20,941	38,953
FNLD06H436	-2,553	Standard	2,553	5,107	8,403	22,315	54,212
FNLD08H337	-3,404	Standard	3,404	6,808	8,882	27,947	54,777
FNLD08H438	-3,404	Standard	3,404	6,808	11,841	28,812	65,429
FNLD10H339	-4,256	Standard	4,256	8,512	11,084	33,245	67,984
FNLD10H440	-4,256	Standard	4,256	8,512	14,781	35,117	87,644
<b>Models with 830 RPM (1.5HP) Motors - Single Row (5/8" Diameter)</b>							
FNLS03F321	-1,277	Standard	1,277	2,553	2,944	10,471	18,259
FNLS03F422	-1,277	Standard	1,277	2,553	4,202	11,158	25,562
FNLS04F323	-1,703	Standard	1,703	3,404	4,440	13,973	26,781
FNLS04F424	-1,703	Standard	1,703	3,404	5,921	14,406	31,648
FNLS05F325	-2,128	Standard	2,128	4,256	5,542	16,623	32,866
FNLS05F426	-2,128	Standard	2,128	4,256	7,388	17,558	41,996
FNLS06F327	-2,553	Standard	2,553	5,107	7,761	18,921	48,234
FNLS06F428	-2,553	Standard	2,553	5,107	8,870	19,356	51,125

Section 3

## FN Fluid Coolers

## Coil Options Pricing - All Models

### Can't Find An Option?

Other options and accessories might be available on a custom order basis. Please contact your local Sales Representative or Account Engineer for assistance.

### Condenser Fin and Coil Protection Options

Standard Fins Per Inch is 10. 8 FPI reduces the capacity of a model and 12 FPI and 14 FPI increase the capacity of a model.

Bohn Config Model	List Price Adders (\$US)						
	Fins Per Inch (FPI) Options				Coil Protection Options		
	8 FPI	10 FPI	12 FPI	14 FPI	BohnGuard Fin Protection	Bronz-Glow Coating	Copper Fin Coil
<b>Models with 830 RPM (1.5HP) Motors - Double Row (5/8" Diameter)</b>							
FNLD06F331	-2,553	Standard	2,553	5,107	5,886	20,941	38,953
FNLD06F432	-2,553	Standard	2,553	5,107	8,403	22,315	54,212
FNLD08F333	-3,404	Standard	3,404	6,808	8,882	27,947	54,777
FNLD08F434	-3,404	Standard	3,404	6,808	11,841	28,812	65,429
FNLD10F335	-4,256	Standard	4,256	8,512	11,084	33,245	67,984
FNLD10F436	-4,256	Standard	4,256	8,512	14,781	35,117	87,644
FNLD12F337	-5,107	Standard	5,107	10,214	15,521	37,842	96,468
FNLD12F438	-5,107	Standard	5,107	10,214	17,741	38,776	107,119
<b>Models with 540 RPM (0.5HP) Motors - Single Row (1/2" Diameter)</b>							
FNQS01H341	-425	Standard	425	852	990	4,609	4,686
FNQS01H442	-425	Standard	425	852	1,309	4,643	6,694
FNQS02H243	-850	Standard	850	1,706	1,332	6,648	6,694
FNQS02H344	-852	Standard	852	1,703	1,596	7,540	11,259
FNQS02H445	-852	Standard	852	1,703	2,593	7,856	15,216
FNQS03H346	-1,277	Standard	1,277	2,553	2,944	10,471	18,259
FNQS03H447	-1,277	Standard	1,277	2,553	4,202	11,158	25,562
FNQS04H348	-1,703	Standard	1,703	3,404	4,440	13,973	26,781
FNQS04H449	-1,703	Standard	1,703	3,404	5,921	14,406	31,648
FNQS05H350	-2,128	Standard	2,128	4,256	5,542	16,623	32,866
FNQS05H451	-2,128	Standard	2,128	4,256	7,388	17,558	41,996
<b>Models with 540 RPM (0.5HP) Motors - Double Row (1/2" Diameter)</b>							
FNQD04H252	-1,700	Standard	1,700	3,412	2,659	13,295	13,998
FNQD04H353	-1,703	Standard	1,703	3,404	3,925	15,080	24,344
FNQD04H454	-1,703	Standard	1,703	3,404	5,186	15,710	33,475
FNQD06H355	-2,553	Standard	2,553	5,107	5,886	20,941	38,953
FNQD06H456	-2,553	Standard	2,553	5,107	8,403	22,315	54,212
FNQD08H357	-3,404	Standard	3,404	6,808	8,882	27,947	54,777
FNQD08H458	-3,404	Standard	3,404	6,808	11,841	28,812	65,429
FNQD10H359	-4,256	Standard	4,256	8,512	11,084	33,245	67,984
FNQD10H460	-4,256	Standard	4,256	8,512	14,781	35,117	87,644
<b>Models with 540 RPM (0.5HP) Motors - Single Row (5/8" Diameter)</b>							
FNQS03F341	-1,277	Standard	1,277	2,553	2,944	10,471	18,259
FNQS03F442	-1,277	Standard	1,277	2,553	4,202	11,158	25,562

## FN Fluid Coolers

## Coil Options Pricing - All Models

### Can't Find An Option?

Other options and accessories might be available on a custom order basis. Please contact your local Sales Representative or Account Engineer for assistance.

### Condenser Fin and Coil Protection Options

Standard Fins Per Inch is 10. 8 FPI reduces the capacity of a model and 12 FPI and 14 FPI increase the capacity of a model.

Bohn Config Model	List Price Adders (\$US)						
	Fins Per Inch (FPI) Options				Coil Protection Options		
	8 FPI	10 FPI	12 FPI	14 FPI	BohnGuard Fin Protection	Bronz-Glow Coating	Copper Fin Coil
FNQS04F343	-1,703	Standard	1,703	3,404	4,440	13,973	26,781
FNQS04F444	-1,703	Standard	1,703	3,404	5,921	14,406	31,648
FNQS05F345	-2,128	Standard	2,128	4,256	5,542	16,623	32,866
FNQS05F446	-2,128	Standard	2,128	4,256	7,388	17,558	41,996
FNQS06F347	-2,553	Standard	2,553	5,107	7,761	18,921	48,234
FNQS06F448	-2,553	Standard	2,553	5,107	8,870	19,356	51,125
<b>Models with 540 RPM (0.5HP) Motors - Double Row (5/8" Diameter)</b>							
FNQD06F351	-2,553	Standard	2,553	5,107	5,886	20,941	38,953
FNQD06F452	-2,553	Standard	2,553	5,107	8,403	22,315	54,212
FNQD08F353	-3,404	Standard	3,404	6,808	8,882	27,947	54,777
FNQD08F454	-3,404	Standard	3,404	6,808	11,841	28,812	65,429
FNQD10F355	-4,256	Standard	4,256	8,512	11,084	33,245	67,984
FNQD10F456	-4,256	Standard	4,256	8,512	14,781	35,117	87,644
FNQD12F357	-5,107	Standard	5,107	10,214	15,521	37,842	96,468
FNQD12F458	-5,107	Standard	5,107	10,214	17,741	38,776	107,119
<b>Models with VSEC Motors - Single Row (1/2" Diameter)</b>							
FNES01H361	-425	Standard	425	852	990	4,609	4,686
FNES01H462	-425	Standard	425	852	1,309	4,643	6,694
FNES02H263	-850	Standard	850	1,706	1,332	6,648	6,694
FNES02H364	-852	Standard	852	1,703	1,596	7,540	11,259
FNES02H465	-852	Standard	852	1,703	2,593	7,856	15,216
FNES03H366	-1,277	Standard	1,277	2,553	2,944	10,471	18,259
FNES03H467	-1,277	Standard	1,277	2,553	4,202	11,158	25,562
FNES04H368	-1,703	Standard	1,703	3,404	4,440	13,973	26,781
FNES04H469	-1,703	Standard	1,703	3,404	5,921	14,406	31,648
FNES05H370	-2,128	Standard	2,128	4,256	5,542	16,623	32,866
FNES05H471	-2,128	Standard	2,128	4,256	7,388	17,558	41,996
<b>Models with VSEC Motors - Double Row (1/2" Diameter)</b>							
FNED04H272	-1,700	Standard	1,700	3,412	2,659	13,295	13,998
FNED04H373	-1,703	Standard	1,703	3,404	3,925	15,080	24,344
FNED04H474	-1,703	Standard	1,703	3,404	5,186	15,710	33,475
FNED06H375	-2,553	Standard	2,553	5,107	5,886	20,941	38,953
FNED06H476	-2,553	Standard	2,553	5,107	8,403	22,315	54,212
FNED08H377	-3,404	Standard	3,404	6,808	8,882	27,947	54,777
FNED08H478	-3,404	Standard	3,404	6,808	11,841	28,812	65,429
FNED10H379	-4,256	Standard	4,256	8,512	11,084	33,245	67,984
FNED10H480	-4,256	Standard	4,256	8,512	14,781	35,117	87,644

## FN Fluid Coolers

## Coil Options Pricing - All Models

### Can't Find An Option?

Other options and accessories might be available on a custom order basis. Please contact your local Sales Representative or Account Engineer for assistance.

### Condenser Fin and Coil Protection Options

Standard Fins Per Inch is 10. 8 FPI reduces the capacity of a model and 12 FPI and 14 FPI increase the capacity of a model.

Bohn Config Model	List Price Adders (\$US)						
	Fins Per Inch (FPI) Options				Coil Protection Options		
	8 FPI	10 FPI	12 FPI	14 FPI	BohnGuard Fin Protection	Bronz-Glow Coating	Copper Fin Coil
<b>Models with VSEC Motors - Single Row (5/8" Diameter)</b>							
FNES03F361	-1,277	Standard	1,277	2,553	2,944	10,471	18,259
FNES03F462	-1,277	Standard	1,277	2,553	4,202	11,158	25,562
FNES04F363	-1,703	Standard	1,703	3,404	4,440	13,973	26,781
FNES04F464	-1,703	Standard	1,703	3,404	5,921	14,406	31,648
FNES05F365	-2,128	Standard	2,128	4,256	5,542	16,623	32,866
FNES05F466	-2,128	Standard	2,128	4,256	7,388	17,558	41,996
FNES06F367	-2,553	Standard	2,553	5,107	7,761	18,921	48,234
FNES06F468	-2,553	Standard	2,553	5,107	8,870	19,356	51,125
<b>Models with VSEC Motors - Double Row (5/8" Diameter)</b>							
FNED06F371	-2,553	Standard	2,553	5,107	5,886	20,941	38,953
FNED06F472	-2,553	Standard	2,553	5,107	8,403	22,315	54,212
FNED08F373	-3,404	Standard	3,404	6,808	8,882	27,947	54,777
FNED08F474	-3,404	Standard	3,404	6,808	11,841	28,812	65,429
FNED10F375	-4,256	Standard	4,256	8,512	11,084	33,245	67,984
FNED10F476	-4,256	Standard	4,256	8,512	14,781	35,117	87,644
FNED12F377	-5,107	Standard	5,107	10,214	15,521	37,842	96,468
FNED12F478	-5,107	Standard	5,107	10,214	17,741	38,776	107,119

## FN Fluid Coolers

## Shipped-Loose Accessories

### Can't Find An Option or Accessory?

Other options and accessories might be available on a custom order basis. Please contact your local Sales Representative or Account Engineer for assistance.

### Connection Manifold Kits

Fluid cooler manifolds are for converting standard two circuit fluid coolers to single circuit. Price includes all tube fittings for field brazing to inlet and outlet

Feeds	Part Number	List Price (\$US)	Inlet		Outlet	
			Qty	Size	Qty	Size
18	MANF18	1,695	2	2-1/8"	1	4-1/8"
28	MANF28	1,695	2	2-1/8"	1	4-1/8"
36	MANF36	1,695	2	2-1/8"	1	4-1/8"
42	MANF42	2,904	2	2-5/8"	1	4-1/8"
56	MANF56	2,904	2	2-5/8"	1	4-1/8"
84	MANF84	3,845	2	3-1/8"	1	4-1/8"
112	MANF112	3,845	2	3-1/8"	1	4-1/8"

## Small Fluid Coolers

## Overview



### Product Description

Direct-drive fluid coolers, available in horizontal or vertical airflow, are ideal for commercial/industrial locations. Available in sizes 5 to 26 tons, these units are easy to install and maintain. Specifically engineered for outdoor installations, the cabinet is constructed of heavy gauge aluminum to resist corrosion in all climates.

### Certifications



### Standard Features

#### Ease of Installation & Service

- Completely assembled and tested at the factory
- All fan motor leads are wired to a weatherproof electrical enclosure for single-point field wiring

#### Reliable & Durable

- Cabinets are heavy-duty construction and designed for outdoor applications; tube sheets and all structural members are fabricated from galvanized steel
- Cabinet panels are fabricated from heavy-gauge aluminum for an attractive appearance and corrosion protection
- Coils are fabricated with corrugated aluminum fins with staggered copper tubes for optimum heat transfer; all units are pressure-tested, dehydrated and pressurized prior to shipment
- Balanced fans, featuring heavy gauge aluminum blades riveted to plated steel spiders
- Corrosion resistant fan blades and guards
- Fan guards are coated steel for optimum corrosion protection
- Wide fin spacing minimizes fouling from foreign materials
- Fan motors have thermal overload protection and permanently lubricated ball bearings

#### Performance

- Fully baffled fan sections provide structural strength and prevent fan wind-milling in the off cycle
- Coils are the patented cross-fin coil with staggered seamless copper tubes expanded into full collar aluminum fins for high heat transfer efficiency

#### Versatile

- Available in horizontal or vertical airflow
- Sizes available from 10 GPM through 160 GPM
- A wide selection of circuit options maximizes performance at minimal cost

### Nomenclature

DFT	012
Product Line	Size
Direct Drive Fluid Cooler	Model

## Small Fluid Coolers

## Configurable Models &amp; Options Pricing

## Configurable Models, Factory-Installed Options, &amp; List Prices

- Specify model motor voltage and type at time of order. 208-230/1/60 motors may be field connected to 230/3/60 power.
- Standard Control Circuit Voltage is 230V unless otherwise specified. 24V & 115V are available at no additional cost. Specify control circuit voltage when ordering.
- Fan cycling pricing does not include control circuit transformer for 460V or 575V units. If needed, transformer can be ordered from ship-loose accessories.

Bohn Config Model	List Price (\$US)	Fan Config.	Factory-Installed Options List Price Adders (\$US)			
			Fan Cycling Options		Coil Coatings	
			1 PH Amb.	3 PH Amb.	BohnGuard™ Coated Fins	Bronz-Glow or ElectroFin
<b>208-230/1/60 with PSC Motors</b>						
DFT005	6,189	1x1	-	-	365	3,049
DFT008	7,817	1x1	-	-	582	3,049
DFT010	9,555	1x2	561	-	655	4,562
DFT012	10,730	1x2	561	-	722	4,562
DFT014	12,272	1x2	561	-	874	6,084
DFT016	13,450	1x2	561	-	1,069	6,972
DFT021	15,508	1x3	782	-	1,185	9,126
DFT023	15,946	1x3	782	-	1,350	9,126
DFT026	17,411	1x3	782	-	1,643	9,126
<b>208-230/3/60 with Polyphase Motors</b>						
DFT005	6,556	1x1	-	-	365	3,049
DFT008	8,103	1x1	-	-	582	3,049
DFT010	10,252	1x2	-	1,413	655	4,562
DFT012	11,305	1x2	-	1,413	722	4,562
DFT014	12,846	1x2	-	1,413	874	6,084
DFT016	14,026	1x2	-	1,413	1,069	6,972
DFT021	16,377	1x3	-	1,743	1,185	9,126
DFT023	16,812	1x3	-	1,743	1,350	9,126
DFT026	18,275	1x3	-	1,743	1,643	9,126
<b>460/3/60 with Polyphase Motors</b>						
DFT005	6,556	1x1	-	-	365	3,049
DFT008	8,103	1x1	-	-	582	3,049
DFT010	10,252	1x2	-	1,413	655	4,562
DFT012	11,305	1x2	-	1,413	722	4,562
DFT014	12,846	1x2	-	1,413	874	6,084
DFT016	14,026	1x2	-	1,413	1,069	6,972
DFT021	16,377	1x3	-	1,743	1,185	9,126
DFT023	16,812	1x3	-	1,743	1,350	9,126
DFT026	18,275	1x3	-	1,743	1,643	9,126
<b>575/3/60 with Polyphase Motors</b>						
DFT005	6,983	1x1	-	-	365	3,049
DFT008	8,529	1x1	-	-	582	3,049
DFT010	11,105	1x2	-	1,413	655	4,562
DFT012	12,158	1x2	-	1,413	722	4,562
DFT014	13,698	1x2	-	1,413	874	6,084
DFT016	14,877	1x2	-	1,413	1,069	6,972
DFT021	17,656	1x3	-	1,743	1,185	9,126
DFT023	18,089	1x3	-	1,743	1,350	9,126
DFT026	19,553	1x3	-	1,743	1,643	9,126

## Notes:

1. For selection or sizing assistance, use Heatcraft software tool, THE HUB or contact your local your Sales Representative or Account Engineer.
2. Copper Fin Coils are available. Contact your Sales Representative or Account Engineer for more information.
3. Must specify which coating at time of order entry.



## Small Fluid Coolers

## Shipped-Loose Accessories

### Can't Find An Option or Accessory?

Other options and accessories might be available on a custom order basis. Please contact your local Sales Representative or Account Engineer for assistance.

Part Number	Description	Models Used On	List Price (\$US)	Notes
8990065	Expansion tank and mounting kit	ALL	693	12x24 horizontal tank, 12 gallon, 30 PSIG, non-ASME
R038253919	Control Circuit Transformer	ALL	618	-

## intelliGen™ Refrigeration Controller

## System Overview

**intelliGen Refrigeration Controller (iRC):**

The iRC is a factory mounted electronic control solution for evaporators that provides automatic superheat, room temperature and intelligent defrost control capability for walk-in coolers and freezers. The iRC provides superior system performance and energy savings over traditional electro-mechanical controls commonly used on refrigeration equipment today.

**intelliGen Webserver Card (iWC):**

The iWC is an Optional Component to the iRC and it enables local and remote control and monitoring of your refrigeration system on any smart device (Phone, Tablet, PC). You need only ONE iWC per system (Up to 8 Connected Evaporators, 1 Condensing Unit)

**intelliGen Integration Card (iIC):**

The iIC is an Optional Component to the iRC and it enables connectivity to the Building Management system via BACnet or Modbus. You need ONE iIC per system (Up to 8 Connected Evaporators, 1 Condensing Unit)

**Eliminated Components:**

- Liquid-line solenoid valve
- Room thermostat
- Thermal expansion valve
- Defrost time clock
- Defrost termination/fan delay switch
- Defrost and fan contactors

**Pricing (one Card Required PER SYSTEM):**

Part Name	Part Number	List Price (\$US)
intelliGen Webserver Card (iWC)	28918301S	719
intelliGen Integration Card (iIC)	28918401S	409

## Beacon II™ Refrigeration System

## System Overview



### Product Description

Beacon II™ Refrigeration System is a patented, pre-assembled, factory-installed refrigeration control system featuring an integrated microcomputer-based electronic control board and an electric expansion valve at the heart of the system. With components factory mounted at both the condensing unit and evaporator, the Beacon II™ system can be used with single or multiple evaporator applications. While perfect for restaurants and convenience stores, the Beacon II™ system can be scaled up to meet the needs of larger refrigerated warehouses with optional system devices such as the Beacon II™ Smart Controller.

### Certifications



### Features and Benefits

#### Reduced Installation Time/Cost

- Factory mounted components, testing, and programming substantially reduces field assembly and fine tuning at the job site

#### Increased System Efficiency & Reliability

- Beacon II™ electronic control board and electric expansion valve more accurately controls the flow of refrigerant versus traditional thermal expansion and solenoid valves
- Preset factory superheat allowing the system to run more efficiently and reducing future adjustments

#### Reduced Energy & Operating Costs

- Reduce up to 75% of unnecessary defrosts per day versus traditional timer systems with the Beacon II™ Smart Defrost

#### Improved Product Integrity & Reduced Spoilage

- Precise temperature control improves product integrity while alarm notifications helps prevent small problems from turning into large problems

#### Strengthen Food Safety Compliance Programs

- Data-logging capability helps comply with FDA and USDA HACCP food safety requirements

#### Compatible with the Remote Refrigeration Control

- Web based remote monitoring and control service offering that provides instant access 24/7 to real time refrigeration system status and information

### Factory Mounted Components

#### Condensing Unit

- Wired for Beacon II™ control with all necessary relays, contactors, time delay, and terminal blocks
- Outdoor air temperature sensor

#### Evaporator

- Beacon II™ control board with easy to read alphanumeric LED display
- Three temperature sensors (defrost temp, suction temp, room temp)
- Electronic expansion valve that closes automatically on loss of power
- 24-volt transformer, 24-volt compressor contactor, low pressure time delay switch, and suction pressure transducer

### Eliminated Components

#### These traditional components are not required with a Beacon II™ system:

- Liquid-line solenoid valve
- Room thermostat
- Thermal expansion valve
- Defrost time clock
- Defrost termination/fan delay switch
- Defrost and fan contactors

### Optional Devices

- Beacon II™ Smart Controller
- Beacon II™ Smart Defrost

## Beacon II™ Refrigeration System

## Selection & Pricing

**STEP 1** : Determine the condensing unit and evaporator(s) needed for the heat load and application.

**STEP 2** : Price the Beacon II™ condensing unit model with options from the appropriate section in this product catalog.

**Note** : Defrost kits are not required since the Beacon II™ factory-installed components in the condensing unit include all the accessories necessary for defrost.

**STEP 3** : Price the evaporator(s) with the factory-installed Beacon II™ system option from the appropriate section in this product catalog.

**STEP 4** : Save more energy and further reduce operating costs by adding additional Beacon II™ system components from below.



### Beacon II™ Smart Controller

- Optional system monitoring and programming control device.
- Mount in a convenient location for easy access on site.
- Remote access capability via a web connection.
- Can program and control up to four condensing units with up to four evaporators on each system.

### Beacon II™ Smart Controller

Part Number	List Price (\$US)
89704304	2,635




### Beacon II™ Smart Defrost

- A patented algorithm included in the Beacon II™ Smart Controller.
- Predicts frost accumulation and initiate defrosts only when needed.
- Reduce up to 75% of unnecessary defrosts per day verses traditional timer systems.

**Beacon II™ must be ordered as a system!** When ordering a Beacon II™ system, please advise the box temperature, liquid temperature and refrigerant so that the proper evaporator nozzle can be installed. When applying an electric defrost coil in a medium temperature application, nozzle size is critical and must be evaluated. For assistance, please contact your local Sales Representative or Account Engineer.

## HyperCore™ Micro-Channel Coils

## General Information



### Product Description

HyperCore™ microchannel condenser coils, a standard feature on the ½ - 6 HP air-cooled condensing units, are all-aluminum coils with multiple flat tubes containing small channels (microchannels) through which refrigerant flows. Heat transfer is maximized by the insertion of angled and louvered fins inbetween the flat tubes. These components are joined with two refrigerant manifolds using an aluminum-zinc alloy brazing material in a nitrogen-charged braze furnace to make the completed microchannel coil.

### Features & Benefits

#### Improved Heat Transfer Performance

- 20-30% higher than traditional copper-aluminum round-tube plate fin (RTPF) coils with epoxy coating of the same size, enabling comparable capacity achievement with a smaller coil

#### Improved Corrosion Protection

- Monometal (aluminum) construction gives no opportunity for galvanic corrosion – HyperCore™ microchannel coils have been proven to last up to two times (2X) longer than standard RTPF coils in extended tests

#### Reduced Refrigerant Charge & Reduced Costs

- Condenser coil refrigerant charge may be reduced by up to 75%, leading to as much as a 40% reduction in system charge and reducing costs for end users

#### Improved Durability & Reduced Potential for Leaks

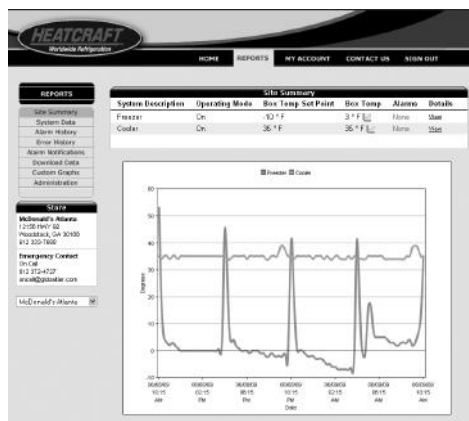
- Require only one manual braze operation versus 50-100 manually brazed joints for RTPF, significantly reducing the likelihood for leaks
- Flat tubes serve as a fin guard to help protect the fins from damage

#### Environmentally Friendly

- 100% recyclable
- Reduced refrigerant helps decrease the potential for ozone depletion and global warming

## Remote Refrigeration Control

## General Information



### Product Description

The Remote Refrigeration Control, perfect for both foodservice and cold storage applications, is a web based remote monitoring and control service offering that provides instant access 24/7 to real time refrigeration system status and information. Heatcraft is proud to offer the most advanced commercial refrigeration system monitoring package available in the industry. The Remote Refrigeration Control is compatible with both the Beacon II™ Refrigeration System and the Mohave™ Advanced Hot Gas Defrost System.

### Features and Benefits

#### Securely Manage Your Beacon II Refrigeration Systems From Any Web Enabled Device 24/7

- Monitor and control the Beacon II refrigeration system(s) at one or more sites through a single website
- Secure login with multiple user level profiles and access rights

#### Improve System Efficiency & Reliability

- Real-time system information and advanced reporting/graphing capabilities provide you the tools necessary to keep your system running at peak performance

#### Increase Product Integrity & Service Call Effectiveness

- System Alarm Alerts sent 24/7 via e-mail or SMS text message notify you promptly of refrigeration system alarm conditions
- Remote troubleshooting capability improves first call resolution by providing refrigeration system data to the user

#### Strengthen Food Safety Compliance Programs

- Data-logging, advanced reporting capabilities, and alarm notification capabilities help comply with FDA and USDA HACCP food safety requirements

#### A Service Package That Meets Your Needs


- Collect and display 40+ datapoints from your Beacon II refrigeration system in real-time

**For more information, please contact your local Sales Representative or Account Engineer.**

**RRC normally connects to all DHCP IP internet connections. If your site is Static IP, Mohave, or is highly secure, IT personnel may be required to be on site.**

## Lead Lag Temperature Controller

## General Information



### Product Description:

The Lead Lag Temperature Controller provides an integrated thermostat and staging control for cold rooms with multiple refrigeration systems. Lead Lag Temperature Controller are available for 2 to 4 systems and utilize predictive control algorithms to increase systems reliability and energy efficiency. The Lead Lag Temperature Controller is compatible with both conventional refrigeration systems and Mohave Advanced Hot Gas Defrost Systems.

### Features and Benefits

- Controls from 2 to 4 systems
- Integrated thermostat with multiple temperature sensor capability
- Controls both conventional and Mohave refrigeration systems
- Suitable for either 100% redundant or split load applications
- Alarm capability for High and Low Temperature, Controller Power Loss and Temperature Sensor Failure
- Predictive control algorithm utilizing Output Time or FIFO control strategies to equalize system run times
- Compressor run and staging timers
- User friendly interface
- Increased system reliability
- Energy efficient

Cat #	Number of Controlled Systems	List Price (\$US)
LLT42	2	5,183
LLT43	3	5,354
LLT44	4	5,525


Note: LLT units include one temperature sensor. Any additional sensors must be ordered as a separate item.

### Temperature Sensors

Cat #	List Price (\$US)
28988042	84

## Split System Controller

## General Information



### Product Description:

Heatcraft Worldwide Refrigeration introduces an innovative walk-in cooler controller solution to provide improved defrost control.

The new Split System Controller combines three mechanical components into one electronic solution to reduce defrost complexity; providing restaurant and business operators with a simple, reliable and flexible solution.

### Features and Benefits


- Replaces three mechanical components:
- Defrost termination switch
- Defrost timer
- Mounted thermostat
- Preprogrammed parameters suited to your environment
- One controller for all operating temperatures
- Wiring eliminated to condensing unit, reducing install time
- Easy to read LED display
- 66% reduction in required defrost components
- Built-in alarm and error code options

Cat #	Description	List Price (\$US)
21301701	115V & 208-230V Air Defrost	966
21301702	208-230V Electric Defrost	1,158
89905402	Field Kit- 115V Air Defrost	1,436
89905403	Field Kit- 208-230V Air Defrost	1,436
89905401	Field Kit- 208-230V Electric Defrost	1,660

Split System Controller is currently only offered for Low Profile unit coolers. For more information, please contact your local Sales Representative or Account Engineer.

## Air-Cooled Package Chillers

## Overview



### Product Description

The ACC air-cooled process chiller product family is an important addition to the Heatcraft line of process cooling equipment. ACC chillers are designed to provide an efficient and reliable solution for a variety of process cooling applications. Units feature compact, high efficiency braze plate evaporators for improved heat transfer, advanced microprocessor controllers for optimized operation, and floating tube condenser coils for enhanced refrigerant leak protection. ACC air-cooled process chillers provide owners with dependable cooling for critical applications.

### Standard Features

- Heated and insulated stainless steel braze plate evaporator.
- Floating Tube condenser coil design. Refrigerant carrying copper tubes do not contact any metal support sheets. Expanded anchor tubes support the coil and do not carry refrigerant. This coil design eliminates one of the major causes of leaks in chiller systems. Coil includes a 5 year leak warranty at tube sheets and center supports.
- Thermally protected condenser fan motors with permanently lubricated ball bearings
- Adjustable two valve head pressure control system with drain line check valve per circuit
- Liquid receiver with inlet and outlet service valves and pressure relief valve per circuit
- Suction accumulator per circuit
- Liquid line filter drier, moisture indicator/sight glass, solenoid valve and thermal expansion valve per circuit.
- Hot gas bypass capacity control system per circuit
- ETL listed control panel with microprocessor controller, 24V control transformer, compressor and condenser fan contactors and phase loss monitor

### Models with Scroll Compressors (ACCZ Models)

- Scroll compressor with suction and discharge valves, and crankcase heater per circuit.

### Models with Reciprocating Compressors (ACCR Models)

- Spring mounted semi-hermetic reciprocating compressor with suction and discharge service valves, suction and discharge vibration eliminators, and crankcase heater per circuit

### Typical Applications Include:

Machining (Cutting, Welding)  
 Printing  
 Plastic Molding  
 Brewing  
 Concrete Mixing  
 Additional Industrial Processes


**For more information, please contact your local Sales Representative or Account Engineer.**

### Nomenclature

ACC	Z	000	C	6	S	-
Model	Compressor Type	Nominal Capacity	Voltage	Refrigerant	Number of Compressors	Pump/Tank Options
Air-Cooled Chiller	Z = Scroll R = Reciprocating	005 - 080 = XXX tons	C = 208-230/3/60 D = 460/3/60 E = 575/3/60	6 = R-404A 7 = R-407C	S = Single D = Dual	Blank = Chiller Only P = Pump Only T = Pump/Integral Tank

### Screw Compressor Condensing Units

### Overview



#### Product Description

The screw compressor condensing unit is an important addition to the Heatcraft air-cooled condensing unit product family, featuring innovative compact screw compressors and advanced microprocessor controls. The unit is designed to provide increased system reliability, reduced installation and operation costs, as well as, improved product integrity in commercial and industrial refrigeration applications.

#### Increased Reliability

- Fewer moving parts result in improved durability
- Semi-hermetic motor design eliminates shaft seal and coupling concerns
- Integral oil system provides improved lubrication performance
- Factory-equipped microprocessor control system guarantees safe, reliable system performance
- Floating tube condenser coil design minimizes potential for refrigerant leaks

#### Reduced Costs of Ownership

- More capacity per compressor reduces number of compressors on large projects
- Reduced installation time and cost savings
- Built-in features include soft starting, slide valve unloading and digital controls for minimized operating costs

#### Improved Product Integrity

- Advanced digital controls and variable capacity capability maintain more precise temperature control
- Minimal temperature fluctuations result in maximum product integrity
- Advanced diagnostic, monitoring and data logging options allow for quick system recovery

**For more information, please contact your local Sales Representative or Account Engineer.**

### Nomenclature

S	S	V	00B	M	6	D
Number of Circuits	Compressor	Airflow	Equiv. HP	Temperature Range	Refrigerant	Voltage
S = Single D = Dual	S = Screw	V = Vertical	050B = 50 060B = 60 070B = 70 080B = 80 090B = 90 100B = 100 110B = 110 125B = 125 140B = 140	M = Medium H = High	6 = R-404A/507 7 = R-407	D = 460/3/60 E = 575/3/60



## Heatcraft Commercial Financing

## Overview



### Commercial Financing

#### Financial Solutions Made Easy

What if you could bundle everything you need, including new energy efficient commercial refrigeration equipment, control systems, installation services, maintenance programs and extended warranties, into a convenient and affordable monthly payment in less than 24 hours? Heatcraft Commercial Financing provides greater financial convenience with custom-fit financing solutions to perfectly meet your company's purchasing needs.

When you finance through Heatcraft Commercial Financing, you also get these additional benefits:


- Easy, streamlined application process
- Fast approval process, with most decisions made within 2-6 business hours
- Financing for your entire commercial refrigeration purchase, from equipment and installation to monitoring and maintenance programs
- Deferred and structured payments to assist with financial planning and budgeting
- Tax incentives and rebates that you may qualify for when you finance/lease your purchase

Contact Heatcraft Commercial Financing today to learn more about financing options that work best for your short-term needs and long-term plans.

## Mohave™ Advanced Hot Gas Defrost System



**Mohave™**  
THE ADVANCED HOT GAS DEFROST SYSTEM



### Product Description

Mohave™ Advanced Hot Gas Defrost System is a heat pump based design consisting of a vertical discharge condensing unit matched to one or two evaporators, medium profile or large unit coolers. Featuring a state-of-the-art electronic defrost controller, the system operates in all outdoor ambient temperatures (tested to -20°F) and uses a proprietary control scheme to automatically adjust to changing conditions so that the system continues to operate at its most optimal level. The Mohave™ Advanced Hot Defrost System is designed for simplicity and optimal performance for use in agricultural, process cooling, cold storage and warehouse applications. The energy efficiency of this line makes it qualified to be included in the **E Solutions™** product portfolio.

### Certifications



## 6 to 40 HP Split Systems

### Features & Benefits

#### Most Advanced

- The most sophisticated controller used for hot gas defrost applications
- Optimizes performance with changing conditions. There is no need to seasonally adjust settings!
- Sensors gather information and assess the condition of the system to defrost more efficiently

#### Most Versatile

- Performs exceptionally in all ambient conditions because the controller automatically adjusts to operate efficiently and effectively. Traditional systems often have to be adjusted by hand twice a year.
- Service switch, which allows the system to “sleep” until needed next, is perfect for seasonal agricultural applications.

#### Simplest to Use

- Control board is preset with factory settings optimized for model size and refrigerant type. No programming is required!
- Basic and expert menu modes allow for flexibility for various degrees of expertise

#### Lowest Maintenance

- No valves or times to adjust for seasonal conditions
- No water tank to maintain or check for leaks
- Advanced troubleshooting keeps you in the know all the time, with a minimal amount of effort.
- Special Evacuation Mode opens all necessary valves

#### Best Investment Protection

- Controller is customized to operate within the specified operation envelope, ensuring the safest and most efficient performance
- No guesswork is involved in the system settings, so you do not have to compromise the integrity of your product
- Detailed error and alarm codes greatly reduce troubleshooting time

#### Compatible With Heatcraft Remote Refrigeration Control

- Web based remote monitoring and control service offering that provides instant access 24/7 to real time refrigeration system status and information

### System Components

#### Electronic Control Board

- Controller completely manages timing and sequence of defrost
- Automatically compensates for changes in outdoor temperatures
- Monitors all pressures, temperatures, and set points in real time
- Easily programmable through a menu driven interface
- Conformal coated to handle the toughest conditions
- LED indication on the board clearly shows system status
- Remote alarm notification

#### Vertical Discharge Condensing Unit

- Available Models: 6-30 HP low temperature and 7-40 HP medium temperature
- Featuring Discus semi-hermetic compressors

#### Evaporators

- One or two medium profile evaporators or large unit coolers per system

**For more information, please contact your local Sales Representative or Account Engineer.**

## Two Stage Condensing Units & Systems

5 to 30 HP



### Product Description

Two stage condensing, units with Bitzer compressors, matched with 1 or 2 Medium Profile evaporators are designed for applications requiring a suction temperature below -40° F SST. The two stage system can operate down to -65° F SST which allows for room temperatures down to -50° F. These systems are ideal for blood, plasma, pharmaceutical, food and various other storage needs.

### Certifications

ETL-508a listed control panel

### Standard Features

#### Condensing Unit

- Bitzer two stage compressor
- Discharge and suction vibration eliminators
- Discharge muffler
- Encapsulated high pressure switch
- Adjustable low pressure switch with superhose
- Crankcase heater and crankcase pressure regulator
- Compressor contactor w/circuit breaker
- Floating Tube™ coil design
- Flooded head pressure controls
- Pressure fan cycling (multiple fan units)
- Oil separator - return line solenoid valve and time delay
- Mechanical subcooler
- Replaceable core liquid line filter drier
- Suction accumulator and replaceable core suction filter
- Defrost timer
- Defrost heater and evaporator fan contactors with fusing
- Phase monitor, anti short cycle timer, and pumpdown switch

#### Evaporator

- Thermo-Flex™ coil design
- Thermostatic expansion valve factory installed
- Liquid line solenoid valve factory installed
- Low temperature motors
- Double wall insulated drain pan
- Adjustable defrost termination and fan delay

**For more information, please contact your local Sales Representative or Account Engineer.**

## FlexPack™

## 5 to 18 HP



**FLEXPACK™**

### Product Description

FlexPack™ multiple compressor condensing units offer the flexibility for a wide range of applications. The modular design accommodates up to three compressors (1/2 to 6 HP Hermetic or Scroll), is available in 230/1/60 or 230/3/60, and with R-407A/C/F, R-448A/R-449A and R-404A models for medium or low temperature applications. Perfect for restaurants and convenience stores where remote condenser circuits are needed for ice machines, drink dispensers, display cases and more, this product significantly reduces air conditioning energy costs by reducing the heat load in the space. Features of this line provide outstanding results for the refrigeration system and bottom line.

### Certifications



### Features and Benefits

#### Flexible Design

- Modular design accommodates up to 3 compressors (1/2 to 6 HP Hermetic or Scroll)
- System capacity range from 5 to 18 HP (dependent upon cabinet size)
- Small footprint
- Rooftop AC style appearance to blend with existing equipment

#### Reduced Installation Costs and Easy Serviceability

- Hinged access panels to refrigeration and electrical components
- Single roof penetration
- Single-point main power
- Clean and intuitive electrical and piping layout

#### Durable & Reliable

- 14-gauge galvanized steel frame
- Industrial grade, painted galvanized steel
- 1-year parts warranty
- 4-year optional compressor warranty

#### Increased Energy Efficiency & Reduced Sound

- Remote condenser circuits reduce heat load into space resulting in lower air conditioning energy costs
- Recessed, vertical-discharge, flush-mounted 18" fans with 1100 RPM motors reduce noise levels

### Components

- Fixed high pressure switch
- Fixed low pressure switch on medium and high temperature compressor modules
- Adjustable low pressure switch on low temperatures modules
- Suction service ports on all modules
- Suction accumulator (CS & CF extended temperature compressors)
- Vertical receiver in 6" x 12" or 6" x 27" sizes
- Sealed type liquid line drier and suction filter
- Head pressure control valve
- Aluminum fin coils
- Crank case heater
- Sight glass

### Options

- Beacon II Refrigeration System available
- Defrost timer (air or electric)
- Individual compressor circuit breakers or fuses
- Unit fused disconnect
- Copper finned coils
- Polyester coated fins
- Liquid line solenoid valve
- Adjustable low pressure switch on high and medium temperature compressors

**For more information, please contact your local Sales Representative or Account Engineer.**

## Air Handlers

## 03 to 75 Tons



### Product Description

Air Handler units are available in sizes 03 through 75 tons in multiple cabinet styles. This equipment is engineered and built to fit your unique project requirements. Whether it is cooling, heating, or ventilation, multiple coil types and accessories are available to meet specific application needs.

### Certifications



### Standard Features

#### Basic Cabinet

- Fan section and a coil section with double wall drain pan.
- Galvanized steel with 1" - 3/4 pound density mat faced fiberglass insulation.
- All fan sections have hinged and latched access doors.

#### Fan Section

- Motors mount inside of cabinet.
- All units have a single fan design (either forward curved or airfoil)
- Single, double width, double inlet fan wheels for quiet performance and low energy consumption
- Fans are statically and dynamically balanced in fan section before the unit leaves the factory
- Fan bearings are ball bearing type selected for 200,000 hour average life.

#### Coil Section

- A wide variety of coil types to meet the load requirements of conditioned spaces including water, direct expansion, heat reclaim and steam coils.


#### Accessories

- Electric Heaters and remote control panels
- A wide variety of filter sections: flat, high capacity, and high efficiency
- Economizer sections
- Internal or external face and bypass damper section

**For more information, please contact your local Sales Representative or Account Engineer.**

## Refrigeration Racks

## Up to 320 HP



### Product Description

Providing a high level of design flexibility, racks are offered for indoor and outdoor applications with up to 8 parallel-piped compressors. This equipment is commonly used in cold storage applications. It is engineered and built to fit your unique project requirements and can be used with air-cooled, water-cooled or evaporative-cooled condensers.

### Certifications

**ETL-508a listed control panel**

### Standard Features

#### Cabinet

- Larger capacity in a compact footprint
- 3-8 compressors on one frame

#### Compressor

- Optimum compressor sizing to meet project requirements
- Compressor combination up to 320 HP

#### Performance & Service

- Single point wiring and piping
- Designed for optimum energy savings, faster installation and reduced maintenance costs
- Controls up to 3 suction groups
- Total project capacity requirements in one unit
- Microprocessor control
- Defrost function flexibility

### Applications

- Food processing plants
- Blast cooling and freezing applications
- Food and beverage distribution facilities
- Hydrocoolers for produce cooling

**For more information, please contact your local Sales Representative or Account Engineer.**

### Compressor Protection Plan

### Extended Warranty

#### Condensing Unit Compressors

Warranty Item ID	Compressor Horsepower	List Price (\$US)
<b>Hermetic Compressors</b>		
ACH0	0.5-1.0	589
ACH1	1.1-1.9	653
ACH2	2.0-2.9	718
ACH3	3.0-5.0	793
<b>Semi-Hermetic Compressors (Discuss &amp; Reed)</b>		
ACA0	0.5-1.0	1,032
ACA1	1.1-1.9	1,056
ACA2	2.0-2.8	1,574
ACA3	2.9-3.9	1,794
ACA4	4.0-5.9	2,680
ACD5	6.0-6.9	3,214
ACD7	7.0-8.9	3,271
ACD11	9.0-11.9	4,238
ACD13	12.0-14.9	5,111
ACD15	15.0-15.9	6,522
ACD21	20.0-22.0	8,104
ACD25	25.0-27.0	9,961
ACD30	30.0-30.9	10,672
ACD35	35.0-35.9	11,125
ACD40	40.0-40.9	11,651

Warranty Item ID	Compressor Horsepower	List Price (\$US)
<b>Scroll Compressors</b>		
AZL1	1.0-1.9	1,095
AZL2	2.0-2.9	1,112

Warranty Item ID	Compressor Horsepower	List Price (\$US)
AZL3	3.0-3.9	1,438
AZL5	4.0-5.9	1,501
AZL6	6.0-6.9	1,548
AZL7	7.0-8.9	2,572
AZL11	9.0-11.9	2,754
AZL13	12.0-14.9	3,279
AZL15	15.0	3,353
<b>Scroll Compressors LG Model</b>		
AZG1	1.0-1.9	1,095
AZG2	2.0-2.9	1,112
AZG3	3.0-3.9	1,438
AZG5	4.0-5.9	1,501
AZG6	6.0-6.9	1,548
<b>Bitzer Compressors</b>		
BCSL4	3-4	1,589
BCSM5	5	1,742
BCSM9	6-10	1,812
BCSM12	12	2,450
BCSL13	13	2,986
BCSM15	15	2,913
BCSM20	20	3,337
BCSM22	22	3,489
BCSM25	25	4,244
BCSM30	30-33	4,438
BCSM35	35	4,945
BCSM40	40	5,649
BCSM50	50	6,097

Warranty Item ID	Compressor Horsepower	List Price (\$US)
<b>Bitzer MT Screw Compressors</b>		
BCS50	50	11,183
BCS60	60	11,925
BCS70	70	12,760
BCS80	80	13,930
BCS90	90	15,182
BCS100	100	16,797
BCS110	110	22,776
BCS125	125	23,755
BCS140	140	25,615
<b>Bitzer LT Screw Compressors</b>		
BSCL40	40	33,444
BSCL50	50	36,165
BSCL60	60	37,820
BSCL70	70	39,870

#### PRO<sup>3</sup> Compressors

Warranty Item ID	Model	List Price (\$US)
WARCH0-3	PT*019-031L6, PST034L6 PT*024-072M6, PST066M6 PT*026-076H6, PST070H6	415
WARCH1-3	PT*044-052L6, PST051- 057L6 PT*099M6, PST086M6 PT*104H6, PST090H6	422
WARCH2-3	PT*069L6, PST077L6 PT*128M6, PST124-141M6 PT*133H6, PST131-147H6	497

#### Term of Extended Compressor Warranty:

Heatcraft Refrigeration Products LLC (herein after referred to as "Heatcraft") hereby warrants the covered parts and equipment for a period of five (5) years from the date the standard Heatcraft Product Warranty became effective, all as defined below. This warranty shall become effective upon the expiration of the standard Heatcraft Product Warranty applicable to the parts or equipment. As a PRO3 systems and systems with InterLink compressors, the warranty shall be effective for a period of three (3) years following expiration of the standard warranty. As to all other Heatcraft traditional products, this warranty shall be effective for a period of four (4) years following expiration of the stand warranty.

#### Covered Parts and Equipment:

Covered parts and equipment shall include only the motor-compressor assembly (the "Assembly") consisting of the rotor, eccentric rod, piston, wrist pin, suction valve, discharge valve and the housing in which these parts are enclosed. The warranty does not apply to any other parts or equipment, and, without limitation, specifically excludes any equipment to which the Assembly is connected (such as cooling coils, temperature controls, refrigerant, metering devices, etc.), and any other parts, such as the condenser, receiver, connecting tubing, and electric controls such as relays, capacitors, pressure control or fan and motor assemblies.

#### Statement of Warranty:

If, during the term of this Warranty, any Assembly is found to be defective in material or factory workmanship under normal use and regular service, Heatcraft will reimburse to the original Purchaser-user, named above, the cost of a replacement Assembly or replacement parts, as applicable, less the fair exchange value of the part found to be defective. A determination of defectiveness shall be made by the nearest compressor wholesaler to which the part shall be delivered for inspection by the Purchaser-user. The amount of such reimbursement shall not include any charges for freight or for labor of any kind (including, but not limited to, the labor associated with the disassembly, reassembly, repair or other work performed on the equipment), nor for any other expense in connection with such exchange, repair or replacement. Purchaser-user shall establish the amount of reimbursement due by submitting to Heatcraft a true and correct copy of the wholesaler's net invoice and credits for the replacement Assembly or parts. Notwithstanding anything to the contrary herein, in no event shall Purchaser-user be entitled to total reimbursement hereunder exceeding the "limit of Liability" amount reflected below.

#### Warranty Limitations:

This warranty applies only to the original Purchaser-user, within the boundaries of the United States of America, its Territories and Possessions, and Canada, and is not assignable. The Purchaser-user is that person, persons, association or corporation for whom the assembly is originally purchased and installed. This Warranty does not apply to damage to the Assembly: occurring during transit, caused by alterations to the parts or equipment, or caused by fire, accidents, fluctuating electrical currents (such as those resulting from running the equipment on a generator), Acts of God, misuse, abuse, failure to properly service and maintain the equipment pursuant to the manufacturer's instructions, or use of non-approved refrigerants in the equipment. This Warranty is void if the covered equipment is moved from its original installation site, or if the serial number on the Assembly is altered, defaced, or removed.

**Heatcraft makes no express warranties other than the warranty specified in its standard Warranty and, to the extent applicable, the Warranty as contained in the extended warranty. All implied warranties, including the implied warranties of merchantability and fitness for a particular purpose are excluded to the extent legally permissible. Heatcraft shall have not liability for incidental or consequential damages (including, without limitation, claims for loss of income or profits).**

## Extended Service Agreements

## General Information

### Product Description

Today's commercial refrigeration equipment is high-tech. An equipment failure can result in tremendous expense, if it includes repairs, replacement parts, and labor expenses. Equipment owners can potentially save hundreds and even thousands of dollars with a Heatcraft Extended Service Agreement.\*

\*Limitations Apply. Subject to Service Net terms and conditions. Risk management is provided by Service Net.

### Features and Benefits

#### Complete Peace of Mind

- Covered repair bills will be paid throughout the term of the agreement\*
- Choose the type of coverage required with no deductible to worry about

#### Buy Tomorrow's Repair Costs at Today's Prices

- Due to outside influences, such as price increases and inflation, repair costs may not remain the same in the future. With an Extended Service Agreement from Heatcraft, equipment owners will have one less worry

#### Extend Our Manufacturer's Warranty

- Standard coverage is one-year parts. With Heatcraft's Extended Service Agreement, you can extend our manufacturer's warranty for up to five years on parts and labor

#### What's Covered?

- All Heatcraft evaporators, condensing units, and PRO3 Packaged Systems
- New equipment for up to 5 years. Heatcraft's Extended Service Agreements can be transferred to a new equipment owner for a nominal fee

**For more information, please contact your local Sales Representative or Account Engineer.**

## Terms of Sale

**ORDER ACCEPTANCE:**

All orders must be in writing and are subject to acceptance by SELLER at its principal office.

**PAYMENT:**

Payment is due net thirty (30) days from date of invoice.

**PRICES:**

Prices are based on products made to SELLER'S standard manufacturing tolerances. Prices of products are subject to change prior to shipment. SELLER reserves the right to change prices on Buyer's orders to those prices in effect at time of shipment.

**FREIGHT ALLOWANCE:**

Prices are Ex-Works SELLER's dock, freight allowed on any single purchase order of \$10,000 or more (if the order is solely for parts or if the order is solely for products consisting of equipment and accessories), via lowest common carrier to nearest freight station within continental U.S.A. In addition, Prices are Ex-Works SELLER's dock, freight allowed for multiple orders of less than \$10,000 (if the orders are solely for parts or if the orders are solely for products consisting of equipment and accessories) for which the Buyer schedules consolidation into one shipment equal to or greater than \$10,000 on the same day to one freight station within continental U.S.A. If special routing is requested for such a purchase order of \$10,000 or greater (contract haul, requested flatbed delivery, appointment to meet a crane, etc.), Buyer will be assessed a charge for the difference between such routing and normal minimum freight charge to such point. A purchase order less than \$10,000 or which doesn't meet the \$10,000 criteria or a purchase order that meets the \$10,000 criteria but with shipments to multiple ship-to locations will be shipped Ex-Works SELLER's dock, no freight allowed. Buyer will pay ALL costs associated with the shipment of parts and any orders that are shipped via air freight or expedited delivery. Shipments to destinations outside of the continental U.S.A. will incur charges for the additional cost of transport beyond the U.S.A. border.

**DELIVERY:**

Any delivery dates which may be indicated herein are estimates only and are not guaranteed.

Unless otherwise agreed, delivery shall be Ex-Works SELLER's dock. As to those products for which SELLER maintains manufacturing facilities in different locations, the point of manufacture will be at SELLER's discretion. SELLER shall be excused for any delay in deliveries or other performance failures due to acts beyond its control, including, but not restricted to, Acts of God or of the public enemy, acts of the Government of the United States or another country, including any preference priority or allocation order, or of any state, territory or possession thereof of any political subdivision or authority or representative of any of them, strikes, lockouts or labor troubles, embargoes, fires, floods, epidemics, quarantine restrictions, explosions, sabotage or other catastrophes or serious accidents, freight embargoes, unusually severe weather, and delays of a subcontractor or supplier due to any such causes.

**CREDIT APPROVAL:**

If, during the performance hereof, the financial responsibility of Buyer is determined at the sole discretion of SELLER's Credit Department to be unacceptable or if Buyer fails to make any payments in accordance with the terms hereof, then in any such event, SELLER may defer or decline to make any shipments hereunder except upon receipt of satisfactory security or cash payments in advance or SELLER may terminate this order without further obligations of SELLER to Buyer.

**TAXES:**

Any direct or excise tax which may now or hereafter be imposed by any governmental unit upon the manufacture, sale, or delivery of the goods covered by these terms and conditions may be added by SELLER to the purchase price of such goods, and if so added, shall be paid by the Buyer.

**PATENTS:**

If any product shall be manufactured and/or sold by SELLER to meet Buyer's particular specifications or requirements, and is not part of SELLER's standard line offered by SELLER to the trade generally, Buyer agrees to indemnify SELLER and hold it harmless from liability, as well as from all costs and expenses, in the event of any claim of patent infringement, whether direct or contributory, arising out of the manufacture of sale of such product, so long as the infringement or claimed infringement does not arise from the combination of the product with anything not provided by SELLER and Buyer promptly notifies SELLER of any such claim and fully cooperates with SELLER.

**CANCELLATION OF ORDER:**

Partial or total cancellations of this order by Buyer may be made only upon SELLER's written consent and on condition that SELLER shall be promptly paid an amount determined by SELLER to reimburse it for the costs, losses and expenses resulting from such cancellation. In addition, if Buyer does not release products for shipment within a reasonable time after the date of their manufacture or assembly, SELLER may cancel the order and Buyer agrees to promptly pay SELLER an amount determined by SELLER as liquidated damages and not a penalty, up to twenty percent of the price of the products, to reimburse SELLER for its costs and losses.

**RETURN GOODS:**

No products shall be returned without SELLER's written permission. Products authorized in writing for return shall be subject to handling and restocking charges determined by SELLER and transportation costs, which Buyer agrees to promptly pay.

**PRODUCT CHANGES:**

SELLER reserves the right to change specifications, design and material in the interest of product improvement, without incurring obligation to the Buyer.

The terms and conditions of an order, which shall include these terms of sale, shall constitute the sole and exclusive agreement between SELLER and Buyer. No waiver of any provision hereof shall constitute a waiver of any other breach or of such provision. Buyer shall comply with all applicable laws, including all export-related laws. The internal laws of the State of Georgia, USA, shall apply.

**CLAIMS:**

Risk of loss or damage shall in every case pass to Buyer at SELLER's dock. SELLER shall have no responsibility for any claimed shortages or damages. Buyer must (I) notify SELLER of shortages or damages within ten (10) days after receipt of the product; (II) notify agent or carrier within such time of shortage or damage; and (III) file claim with the carrier for the damage or shortage claimed.

**WARRANTIES:**

SELLER's standard published catalog products warranty ("Warranty"), which is subject to the exclusions and limitations stated in the Warranty, applies to the products and is incorporated into these terms of sale and SELLER's performance of the Warranty is the exclusive remedy of BUYER. SELLER MAKES NO OTHER WARRANTY, EXPRESS OR IMPLIED, ORAL OR WRITTEN, RELATED TO THE GOODS, INCLUDING ANY WARRANTY OF MERCHANTABILITY OR FITNESS FOR A PARTICULAR PURPOSE. SELLER SHALL HAVE NO LIABILITY FOR ANY INDIRECT, SPECIAL, CONSEQUENTIAL, OR PUNITIVE DAMAGES, INCLUDING ANY LOSS OF PROFIT, AND SELLER'S LIABILITY FOR DIRECT DAMAGES IS LIMITED TO THE AMOUNT PAID BY THE BUYER FOR THE PARTICULAR ITEM OR PART INVOLVED. SELLER OFFERS A NON-TRANSFERABLE OPTIONAL EXTENDED 3- OR 4-YEAR EXTENDED COMPRESSOR WARRANTY IN THE US AND CANADA FOR AN ADDITIONAL COST.



## Terms and Conditions

1. All orders must be in writing. Manufactured-to-order production will not commence unless a written order is provided.
2. Tax Exemption Certificates must be provided for ship-to designated states, or applicable taxes will be added to invoice.
3. Three or Four-Year Extended Compressor Warranty (Optional and subject to terms):
  - Available within the boundaries of the United States of America, its Territories and Possessions, and Canada, and is not assignable.
  - Replacements through authorized compressor distributors only.
    - within the period of the Warranty - warranty by distributor.
    - three or four years after end of period of the Warranty - supply proof-of-purchase of new compressor to Heatcraft Refrigeration Products Warranty Claims for reimbursement.

## Orders In-Warranty Replacement

In those instances where it is necessary for our customers to place in-warranty orders, some standard information must be provided when the order is placed with the Customer Service Specialist, or with Warranty Claims personnel.

- Complete model and serial number of unit involved.
- Original purchaser of equipment, original invoice number or acknowledgment number. If information is not available, further research will be necessary to validate warranty.
- Start-up date of the equipment involved.
- Failure date of the part which is being replaced.

In those instances where the defective item was a stock replacement, the model and serial number of the original unit are not required. Service parts for products out-of-original warranty are warranted for a period of one (1) year from date of original installation or eighteen (18) months from date of shipment by SELLER.

At the time the order is placed with the Customer Service Specialist, a determination will be made if the defective material should be returned.

An invoice will be issued to the customer for the replacement material with a notation concerning if the material can be "field scrapped" or if return to the plant of manufacture is required.

Warranty Claims will process a credit memo offsetting the amount of the invoice, plus any surface freight charges. The warranty in effect for equipment and/or parts does not cover the cost of special freight terms.

## Service Policy and In-Warranty Field Repair

### Service Policy

The following outline of the Service Policy of SELLER is a complete explanation as to the purpose and administration of the policy.

Field Service Engineers are available for troubleshooting problems related to SELLER's manufactured products only. All requests for on-site assistance in diagnosing service problems will be scheduled at the discretion of the Service Department and only after previous attempts to diagnose equipment problems through direct communications with the installing or servicing agencies have failed.

Advance notice will usually be required to arrange an on-site inspection of the equipment installation by a Field Service Engineer, if SELLER determines that is needed, and the scheduling of the on-site inspection will be subject to the Field Service Engineer's availability. A purchase order from the original customer will be requested and must be on file with the SELLER's Service Department prior to scheduling of the Field Service Engineer. If the Field Service Engineer's inspection indicates the problem is due to installation, service, misapplication, or any situation that is beyond Heatcraft Refrigeration Products' control, the SELLER will invoice the customer against this purchase order at the rate established annually by SELLER (currently, \$740.00 per day) with a two (2) day minimum charge plus all related travel, lodging, sustenance, and incidental expenses. However, should the inspection reveal that the problem is due to deficiencies in material or workmanship by SELLER, no charges will be owed.

In the event that a Field Service Engineer is dispatched to a job site, it is mandatory that a representative of the customer and/or contractor be present at all times while the Service Engineer is on-site. Additionally, all actual service work must be performed by a qualified licensed refrigeration service technician equipped with the appropriate tools and test instruments. Advance arrangements should be made between the customer and SELLER and communicated to all of the appropriate parties. If this condition is not met, it is at SELLER's discretion as to whether the Field Service Engineer will continue with the job site inspection.

## In-Warranty Field Repair

In some cases where the SELLER believes the customer may be better served, on-the-job repair may be authorized in writing at actual cost for appropriate repair. Specific information must be provided to the Service Department including the complete model and serial number of the equipment involved along with the actual start-up date of the equipment and the name of the original customer and a breakdown of estimated costs to repair. When authorization is given by SELLER personnel, a Field Repair Authorization Number will be issued for an approved, qualified licensed technician to conduct the repairs. This number will reference the estimated costs of repairs plus all pertinent information concerning the equipment. After completion of the repairs, the original service invoice should be sent to SELLER's Field Sales Representative, along with copies of any additional documentation required. The invoice must be complete, showing SELLER as the customer, with a brief description of all work performed, an itemized breakdown of labor and material, along with the model and serial number of the equipment. The Field Repair Authorization Number should also be noted.

When warranty coverage for repairs is expected from SELLER, the repairs should never be performed without prior written authorization from the Service Department (except during periods of extenuating circumstances which may preclude prior contact). In those instances when field labor is performed without the Service Department's prior written approval, reimbursement may, or may not be allowed. Our normal policy for reimbursement is by credit memo to the original purchaser. Repair or replacement of the product in these instances shall be the sole responsibility of the customer in each case. Repairs to products determined to be beyond the Standard Warranty period will be at the discretion of the customer or end user.

## Recap of Returned Goods Policy for Field Distribution

### Returned Goods Policy

- **Contact your Sales Representative or the Warranty Claims Department for prior authorization. No product will be accepted for credit without a properly completed authorization tag. The Return Material Authorization (RMA) Number must be marked clearly on the outside of the carton and a copy of the RMA should accompany the returned material.**
- **MANUFACTURED-TO-ORDER (NON-STOCK) UNITS ARE NOT ELIGIBLE FOR RETURN.**
- Goods requested to be returned for restock to Heatcraft Refrigeration Products' inventory must be in a new, unused, and salable condition, in the original cartons, and less than one year from the original invoice date.
- If an item has been field scrapped, no RMA is needed.
- Warranted units and/or parts found to be defective upon Seller's examination will repaired or replaced. Heatcraft Refrigeration Products will require the following:
  - Complete model and serial number of the unit.
  - Start-up date of unit and failure date of unit.
  - Original invoice or acknowledgment number along with the original equipment purchaser's name.
- If an advance replacement is needed, contact your Customer Service Specialist.
- Goods must be returned prepaid (unless authorized otherwise) within 60 days of date on RMA. Failure to return goods within sixty (60) days may result in:
  1. Refusal of materials.
  2. Loss of credit.

## Standard Warranty:

Seller warrants to its direct purchasers that Products, including Service Parts, shall be of a merchantable quality, free of defects in material or workmanship, under normal use and service for a period of one (1) year from date of original equipment start-up, or eighteen (18) months from date of shipment by Seller, whichever first occurs. This warranty runs to only the original purchaser of equipment or part. Any Products covered by this warranty found to Seller's satisfaction to be defective upon examination at Seller's factory will at Seller's option, be repaired or replaced and returned to Buyer via lowest common carrier Ex-Works Seller's dock. This is buyer's sole and exclusive remedy and, except as provided in the next sentence, seller's sole and exclusive liability in connection with the warranty. Or Seller may, at its sole option, grant Buyer a credit for the purchase price of the defective Product. Buyer must prepay all costs for transportation of Products to Seller's factory.

Seller shall have no liability for expenses incurred for repairs made by Buyer except by prior, written authorization. Any claim under this warranty shall be made to Seller in writing within the warranty period specified above – otherwise such claim shall be deemed waived. Seller shall have no warranty obligation whatsoever if its products have been subjected to alteration, misuse, negligence, free chemicals in system, corrosive atmosphere, accident, or if operation is contrary to Seller's or manufacturer's recommendations, or if the serial number has been altered, defaced, or removed.

THIS WARRANTY IS IN LIEU OF ALL OTHER WARRANTIES, EXPRESSED, IMPLIED OR STATUTORY, INCLUDING, BUT NOT LIMITED TO ANY WARRANTY OF MERCHANTABILITY OR FITNESS, AND ALL OTHER OBLIGATIONS OR LIABILITIES OF SELLER ARE HEREBY DISCLAIMED.

## Additional Warranties:

The Standard Warranty specified above applies to all Products and Service Parts unless modified by the following:

### **THERMO-FLEX™ OR FLOATING TUBETM DESIGN COIL**

Seller warrants the Thermo-Flex/Floating Tube Design Coil of the "BM", "BH", "CM", "CH", "HM", "HH", "MM", "ML" or "LH" series of Unit Coolers; coil section of the "BLV", "BDVS", "BBV", "JLD", "JDDS", "JBD", "BDT", "BDN", "BDS", "BDB", "BZT", "BZN", "BZS", "BZB", "CDD", "CDDS", "CDT", "CDN", "CDS", "CZT", "CZN", "CZS", "HDD", "HDDS", "HDT", "HDN", "HDS", "HZT", "HZN", "HZS", "LDV", "LDVS", "LDD", "LDDS", "LDT", "LDN", "LDS", "LZT", "LZN", "LZS" condensing units; and coil section of the "BN", "CN", "HN" or "LN" models of Air-cooled Condensers for a period of five (5) years from shipping date, in the event of any documented and verified (by Seller's representative) leaks in the coil tubes containing refrigerant at the point of and caused by tube contact with the end or center coil support sheets.

Seller will also reimburse the replacement cost of lost refrigerant for a period of five years from the date of shipment from leaks specifically caused by the reasons stated above. The replacement cost will be limited to one full system charge. The warranty specifically excludes leaks at header and weld joints, split tubes or leaks caused by failure to operate the product in accordance with published guidelines for operation and installation of equipment. The cost of replacement refrigerant will be limited to Seller's indexed nationwide average of refrigerant cost per pound. The warranty excludes any fines/fees related to refrigerant leaks.

### **Air-cooled CONDENSERS "BN", "CN", "HN", "LN" or "NRG" Models"**

Seller warrants Air-cooled Condensers "BN", "CN", "HN", "LN" or "NRG" Models" for a period of two (2) years from date of original installation, or 30 months from the date of shipment by Seller, whichever first occurs.

### **Optional EC Condenser Fan Motors EC Motors**

Five (5) Blade motor assemblies - for a period of three (3) years from date of original installation, or forty-two (42) months from date of shipment by Seller, whichever first occurs.

### **Unit Cooler EC Fan Motors**

Seller warrants EC Motors for a period of two (2) years from date of original installation, or thirty (30) months from date of shipment by Seller, whichever first occurs.

### **Beacon II™ CONTROL SYSTEMS, Quick Response Controller (QRC) & IntelliGen™ Controller**

Seller warrants the Beacon II™ Control System, Quick Response Controller and IntelliGen™ Controller parts for a period of three (3) years from the date of original installation, or forty-two (42) months from the date of shipment by Seller, whichever first occurs.

### **PRO3 PACKAGED REFRIGERATION SYSTEM:**

Seller warrants the PRO3 Packaged Refrigeration System for a period of two (2) years from date of original installation, or thirty (30) months from date of shipment by Seller, whichever first occurs.

**HYPERCORE™ Microchannel Coil**

Seller warrants the Hypercore™ Microchannel Condenser Coil for a period of two (2) years from date of original installation, or thirty (30) months from date of shipment by Seller, whichever first occurs.

**SMART DEFROST KIT™**

Seller warrants the Smart Defrost Kit™ for a period of two (2) years from date of original installation, or thirty (30) months from date of shipment by Seller, whichever first occurs.

**LG Scroll Compressors** Seller warrants the LG Scroll Compressors for a period of two (2) years from date of original installation, or thirty (30) months from date of shipment by Seller, whichever first occurs.

**MOTOR COMPRESSORS:**

Motor compressor replacements or exchanges shall be made through the nearest authorized wholesaler of the motor compressor manufacturer (not at Seller's factory) and no freight shall be allowed for transportation of the motor compressor to and from the wholesaler. The replacement motor compressor shall be identical to the model of the motor compressor being replaced. Additional charges which may be incurred throughout the substitution of other than identical replacements are not covered by this warranty. An optional, non-assignable, three (3) or four (4) year extended compressor warranty may be purchased for extra cost within the boundaries of the United States of America, its territories and possessions, and Canada. With this extended compressor warranty, replacements are administered by an authorized compressor distributor only. Replacements within the time period of the standard Warranty (as modified in some instances as stated above) are available through the distributor; for the remaining years, the purchaser must submit a proof-of-purchase of a compressor and supply it to Heatcraft Warranty Claims for reimbursement.

**THIS WARRANTY SHALL NOT APPLY:**

1. When this equipment or any part thereof is damaged by accident, fire, flood, act of God, alteration, abuse, misuse, tampering, when the original model and serial number plate has been altered, defaced, or removed or used other than the recommended application by Seller.
2. When this equipment or any part thereof is subject to operation on low, high or improper voltages. Low and high voltage is defined as more than a 5% drop below or 10% higher than name plate voltage ratings for single phase equipment or more than 10% drop below or 10% higher than name plate voltage for three phase equipment. NOTE: Proper field supply voltage to the equipment is the responsibility of the owner (end user).
3. To equipment with final destinations unknown to seller as indicated on the original sales order.
4. To labor cost for repair or replacement of parts.
5. To special or expedited freight or shipping charges or to customs duties to any country.
6. If the Warranty holder fails to comply with all the provisions, terms and conditions of this Warranty.

Parts replaced under this Warranty are warranted only through the remainder of the original Warranty.

Extended Service Agreements are provided by a third party not affiliated with Seller. The services provided by the third party are subject to the terms and conditions of the Extended Service Agreements and Seller is not responsible for those services or the third party's performance of its obligations.

IT IS EXPRESSLY UNDERSTOOD AND AGREED THAT SELLER SHALL NOT BE LIABLE TO BUYER, OR ANY CUSTOMER OF BUYER, FOR INDIRECT, SPECIAL, INCIDENTAL, CONSEQUENTIAL OR PUNITIVE DAMAGES, INCLUDING LOSS OF PROFITS, ADDITIONAL LABOR COSTS, LOSS OF REFRIGERANTS OR FOOD PRODUCT, OR ANY INJURY TO PERSON OR PROPERTY CAUSED BY DEFECTIVE MATERIAL OR PARTS OR FOR ANY DELAY OR MISPERFORMANCE IN THE PERFORMANCE DUE TO CAUSES BEYOND ITS CONTROL OR FOR ANY EXPENSES INCURRED BY REASON OF THE USE OR MISUSE BY BUYER OR THIRD PARTIES OF THE PRODUCTS. SELLER'S MAXIMUM LIABILITY FOR DIRECT DAMAGES IS LIMITED TO THE AMOUNT PAID BY THE BUYER FOR THE PARTICULAR ITEM OF EQUIPMENT OR PART INVOLVED.

NOTE: IN THE CONSTANT EFFORT TO IMPROVE OUR PRODUCTS, WE RESERVE THE RIGHT TO CHANGE AT ANY TIME SPECIFICATIONS, DESIGN, OR PRICES WITHOUT INCURRING OBLIGATION.

**Q: What is Heatcraft Refrigeration's standard warranty?**

A: All units sold by Heatcraft Refrigeration Products are covered under the standard catalog warranty. The basic terms of the standard catalog warranty is as follows: Products warranted for one year from date of original installation, or eighteen (18) months from date of original shipment, from Heatcraft Refrigeration Products, whichever occurs first.

Replacement parts used on equipment past warranty terms are warranted for 1 year from date of installation

View Catalog Products Warranty section for more detailed information

**Q: How do I know if my Heatcraft Refrigeration unit is in warranty?**

A: Contact Heatcraft Refrigeration Product's warranty department at (800) 537-7775 with the model and serial number of the equipment that was serviced along with the equipment's original installation date

**Q: How do I submit a warranty claim?**

A: Warranty claims should be submitted to the original purchaser of your Heatcraft Refrigeration Products equipment. If assistance is needed to identify the equipment's original purchaser you can contact Heatcraft Refrigeration Product's warranty department at (800) 537-7775 with the model and serial number of the equipment that was serviced.

**Q: How do I get a warranty claim form?**

A: Heatcraft Refrigeration Product currently does not have a warranty claim form. Instead, all warranty claims for Heatcraft equipment are processed through the original purchaser of the equipment serviced.

**Q: How do I return material (defective/new and unused)?**

A: The original purchaser must receive written permission from Heatcraft Refrigeration Products to return the product. Contact the Heatcraft Field Sales Representative or a Heatcraft Refrigeration Product's warranty representative at (800) 537-7775.

**Q: Who do I contact to service my Heatcraft Refrigeration equipment?**

A: Heatcraft Refrigeration Products does not have authorized service contractors. A qualified refrigeration service contractor of your choice is permitted to service Heatcraft equipment as needed. All service contractors should contact Heatcraft Refrigeration Products warranty department to confirm warranty status prior to beginning any service related work

**Q: How do I get an "in-warranty" replacement part?**

A: You can contact Interlink Parts for in-warranty replacements using one of the following:

By phone at (800) 686-7278 between the hours of 7:30 AM to 4:30 PM Central Time or by email at [interlinkparts@heatcraftprd.com](mailto:interlinkparts@heatcraftprd.com)

**Q: How do I locate an authorized Heatcraft Refrigeration wholesaler?**

A: You can locate authorized Heatcraft Refrigeration Products parts wholesalers in your area by using one of the following:

By contacting a Heatcraft Refrigeration Products Customer Service Representative at (800) 537-7775 between the hours of 8:00 AM to 5:30 PM Eastern Time or by clicking one of the various wholesaler links found on Heatcraft Refrigeration Products Warranty Webpage

**Q: How can I check the status of a warranty claim once submitted?**

A: You can contact Heatcraft Refrigeration Product's warranty department at (800) 537-7775. Make sure to have your Heatcraft equipment serial number handy for reference purposes.



2175 West Park Place Blvd. • Stone Mountain, GA 30087

Phone: 800.537.7775 • Fax: 770.465.5990

---