



Air-Cooled Package Chillers For Process Applications

Technical Bulletin
Models ACCZ | ACCR



BOHN

INTRODUCTION

The ACC air-cooled process chiller product family is an important addition to the Heatcraft line of process cooling equipment. ACC chillers are designed to provide an efficient and reliable solution for a variety of process cooling applications. Units feature compact, high efficiency braze plate evaporators for improved heat transfer, advanced microprocessor controllers for optimized operation, and floating tube condenser coils for enhanced refrigerant leak protection. ACC air-cooled process chillers provide owners with dependable cooling for critical applications.

Typical applications include:

- Machining (Cutting, Welding)
- Printing
- Plastic molding
- Brewing
- Concrete Mixing
- and other Industrial Processes



Table of Contents

Introduction2

Nomenclature Chart and Table of Contents2

Unit Features and Options3

Unit Performance

 Single Compressor R-407C.....4-7

 Single Compressor R-404A.....8-11

 Dual Compressor R-407C.....12-15

 Dual Compressor R-404A.....16-19

Unit Physical Specifications..... 20-21

Unit Electrical Data22-23

Nomenclature

ACC	Z	000	C	6	S	-
Air-Cooled Chiller	Compressor Style	Nominal Capacity (Tons)	Unit Voltage	Refrigerant	Number of Compressors	Pump/Tank Options
	Z = Scroll	005 = 5 tons	C = 208-230/3/60	6 = R404A/R507	S = Single	Blank = Chiller Only
	R = Reciprocating		D = 460/3/60	7 = R407C	D = Dual	P = Pump only
			E = 575/3/60			T = Pump/Integral Tank

Standard Features

- ACCZ models feature a hermetic scroll compressor with suction and discharge service valves, and a crankcase heater per circuit
- ACCR models feature a spring mounted semi-hermetic reciprocating compressor with suction and discharge service valves, suction and discharge vibration eliminators, oil sight glass and a crankcase heater per circuit
- Air-cooled condenser with copper tubes and aluminum fins. Condenser features Heatcraft's Floating Tube™ coil design. Refrigerant-carrying copper tubes do not contact any metal support sheets; instead, the coil is constructed with expanded anchor tubes that support the coil construction and do not carry refrigerant. This coil design eliminates one of the major causes of leaks in refrigeration systems
- Limited five-year warranty against condenser tube sheet and center support leaks
- Condenser fan motors are thermally protected with permanently lubricated ball bearings
- Condenser fans have rust resistant aluminum fan blades
- Adjustable two-valve head pressure control system including drain line check valve per circuit
- Liquid receiver with pressure relief valve per circuit
- Suction accumulator per circuit
- Sealed liquid line filter drier, moisture indicator/sight glass, solenoid valve and thermal expansion valve per circuit on single compressor models 012 and below and dual compressor models 025 and below
- Replaceable core liquid line filter drier, moisture indicator/sight glass, solenoid valve and thermal expansion valve per circuit on single compressor models 015 and above and dual compressor models 030 and above
- Hot gas bypass system with pressure regulator and solenoid valve for capacity control per circuit
- Heated and insulated stainless steel braze plate evaporator

- ETL listed control panel
 - Microprocessor unit controller including fluid temperature, compressor staging and condenser fan cycling control
 - 24V control circuit transformer (single compressor models)
 - 115V control circuit transformer (dual compressor models)
 - Phase Monitor
 - Compressor contactor
 - Condenser fan motor contactors with fusing
 - Suction and discharge pressure transducers
 - Entering and leaving fluid temperature sensors
 - Suction and discharge temperature sensors
- Painted galvanized steel cabinet with removable access panels
- Galvanized steel frame
- Fluid flow switch (shipped loose)

Factory Installed Options

- Stainless steel end suction system pump with suction and discharge isolation valves, strainer and motor starter with overload
- Integral insulated polypropylene baffled tank with stainless steel end suction system pump, stainless steel end suction recirculating pump and strainer, suction and discharge isolation valves per pump and motor starters with overloads per pump (Models 012 and below)
- Low ambient kit with heated and insulated receiver
- Compressor circuit breaker
- Unit thru-the-door circuit breaker (vertical discharge units only)
- Compressor cylinder unloading on ACCR models
- Replaceable core liquid line filter drier per circuit on single compressor models 012 and below and dual compressor models 025 and below
- Oil separator per circuit
- Copper finned or Bohn Guard condenser coil
- Industrial condenser coil coatings
- Extended compressor warranty

UNIT PERFORMANCE – SINGLE COMPRESSOR R407C

Model Number	Lvg. Fluid Temp. °F	Ambient Temperature											
		80°F				85°F				90°F			
		Tons	KW	GPM	Press. Drop	Tons	KW	GPM	Press. Drop	Tons	KW	GPM	Press. Drop
ACCZ-005-*7S	20	3.1	4.0	8.1	5.0	3.0	4.3	7.8	4.8	2.9	4.6	7.6	4.7
	25	3.5	4.2	9.1	4.9	3.4	4.4	8.8	4.7	3.3	4.7	8.5	4.5
	30	3.9	4.3	10.1	4.7	3.8	4.5	9.8	4.6	3.7	4.8	9.5	4.4
	35	4.3	4.4	11.2	5.3	4.2	4.7	10.9	5.0	4.1	4.9	10.5	4.6
	40	4.8	4.5	12.4	6.7	4.6	4.8	12.0	6.3	4.5	5.1	11.6	5.9
	45	5.3	4.7	12.6	5.6	5.1	4.9	12.2	5.3	4.9	5.2	11.8	5.0
	50	5.7	4.8	13.8	6.6	5.6	5.1	13.4	6.3	5.4	5.4	13.0	5.9
ACCZ-008-*7S	20	4.4	6.3	11.4	4.3	4.3	6.6	11.1	4.1	4.1	7.0	10.7	4.0
	25	4.9	6.4	12.8	4.2	4.8	6.8	12.4	4.0	4.6	7.2	12.0	3.9
	30	5.5	6.6	14.2	4.0	5.3	7.0	13.8	3.9	5.2	7.3	13.4	3.8
	35	6.1	6.7	15.8	3.9	5.9	7.1	15.4	3.8	5.7	7.5	14.9	3.7
	40	6.7	6.9	17.5	4.8	6.6	7.3	17.0	4.5	6.4	7.7	16.5	4.3
	45	7.5	7.1	17.9	4.3	7.3	7.5	17.4	4.1	7.0	7.9	16.9	3.9
	50	8.2	7.3	18.9	4.7	8.0	7.7	19.2	4.9	7.8	8.1	18.6	4.6
ACCZ-010-*7S	20	6.3	9.3	16.4	5.0	6.1	9.9	15.9	4.8	5.9	10.5	15.3	4.7
	25	7.1	9.6	18.4	4.9	6.9	10.1	17.8	4.7	6.6	10.8	17.1	4.5
	30	7.9	9.8	20.5	4.7	7.7	10.4	19.9	4.6	7.4	11.1	19.1	4.4
	35	8.8	10.2	22.8	5.4	8.5	10.7	22.1	5.0	8.2	11.4	21.3	4.7
	40	9.7	10.5	25.2	6.9	9.4	11.1	24.4	6.4	9.1	11.8	23.5	5.9
	45	10.8	10.9	25.7	5.7	10.4	11.5	24.9	5.4	10.1	12.1	24.2	5.1
	50	11.8	11.3	28.3	6.8	11.5	11.9	27.5	6.4	11.1	12.6	26.6	6.0
ACCR-009-*7S	20	5.9	8.0	15.3	4.7	5.7	8.2	14.8	4.5	5.5	8.4	14.2	4.3
	25	6.6	8.5	17.1	4.5	6.4	8.7	16.5	4.3	6.1	8.9	15.9	4.2
	30	7.3	8.9	19.0	4.3	7.1	9.2	18.4	4.2	6.8	9.4	17.7	4.1
	35	8.1	9.4	21.0	4.5	7.9	9.7	20.3	4.2	7.6	10.0	19.6	3.9
	40	8.9	9.8	23.1	5.7	8.7	10.2	22.4	5.3	8.4	10.5	21.6	4.9
	45	9.8	10.3	23.4	4.8	9.5	10.6	22.7	4.5	9.2	11.0	22.0	4.2
	50	10.7	10.6	25.7	5.6	10.3	11.1	24.7	5.3	10.0	11.6	23.9	4.9
ACCR-012-*7S	20	7.8	10.9	20.3	5.0	7.6	11.1	19.6	4.8	7.3	11.4	18.9	4.6
	25	8.7	11.5	22.6	4.8	8.5	11.8	22.0	4.6	8.2	12.2	21.2	4.5
	30	9.7	12.2	25.1	4.6	9.4	12.6	24.4	4.5	9.1	12.9	23.6	4.3
	35	10.7	12.8	27.8	5.1	10.4	13.2	27.0	4.8	10.1	13.7	26.1	4.4
	40	11.8	13.4	30.6	6.5	11.4	14.0	29.7	6.1	11.1	14.4	28.6	5.6
	45	13.0	14.1	31.1	5.4	12.5	14.6	30.0	5.1	12.1	15.2	29.1	4.7
	50	14.2	14.7	34.0	6.3	13.7	15.2	32.9	5.9	13.2	15.9	31.7	5.5

*Placeholder for voltage (C – 208-230/3/60, D – 460/3/60, E – 575/3/60)

Ratings at 40°F leaving fluid and below are based on 35% Propylene Glycol

Ton = 12,000 BTUH

KW = Input power for compressor and condenser fans

Pressure drop = PSIG

UNIT PERFORMANCE – SINGLE COMPRESSOR R407C

Model Number	Lvg. Fluid Temp. °F	Ambient Temperature											
		95°F				100°F				105°F			
		Tons	KW	GPM	Press. Drop	Tons	KW	GPM	Press. Drop	Tons	KW	GPM	Press. Drop
ACCZ-005-*7S	20	2.8	4.9	7.3	4.5	2.7	5.2	7.0	4.3	2.6	5.5	6.8	4.1
	25	3.2	5.0	8.2	4.4	3.0	5.3	7.9	4.2	2.9	5.6	7.6	4.0
	30	3.5	5.1	9.1	4.2	3.4	5.4	8.8	4.1	3.3	5.8	8.5	3.9
	35	3.9	5.2	10.2	4.3	3.8	5.6	9.8	4.0	3.6	5.9	9.4	3.8
	40	4.3	5.4	11.2	5.5	4.2	5.7	10.8	5.0	4.0	6.1	10.4	4.6
	45	4.8	5.5	11.4	4.7	4.6	5.9	11.0	4.4	4.4	6.2	10.6	4.1
	50	5.2	5.7	12.6	5.6	5.1	6.0	12.1	5.2	4.9	6.4	11.7	4.9
ACCZ-008-*7S	20	4.0	7.4	10.3	3.8	3.8	7.9	9.9	3.7	3.7	8.3	9.5	3.5
	25	4.5	7.6	11.6	3.7	4.3	8.0	11.2	3.6	4.1	8.5	10.8	3.5
	30	5.0	7.8	13.0	3.7	4.8	8.2	12.5	3.5	4.7	8.7	12.1	3.4
	35	5.6	8.0	14.4	3.6	5.4	8.4	13.9	3.4	5.2	8.9	13.5	3.3
	40	6.2	8.2	16.0	4.0	6.0	8.6	15.5	3.7	5.8	9.1	14.9	3.4
	45	6.8	8.3	16.4	3.7	6.6	8.8	15.9	3.4	6.4	9.3	15.4	3.2
	50	7.6	8.5	18.1	4.4	7.3	9.1	17.5	4.1	7.1	9.5	17.0	3.9
ACCZ-010-*7S	20	5.6	11.1	14.7	4.5	5.4	11.8	14.1	4.3	5.2	12.5	13.4	4.1
	25	6.4	11.4	16.5	4.3	6.1	12.1	15.8	4.2	5.8	12.8	15.2	4.0
	30	7.1	11.8	18.4	4.2	6.9	12.4	17.8	4.1	6.6	13.2	17.0	3.9
	35	7.9	12.1	20.6	4.3	7.6	12.8	19.8	3.9	7.3	13.6	19.0	3.8
	40	8.8	12.4	22.8	5.5	8.5	13.1	22.0	5.1	8.1	14.0	21.1	4.6
	45	9.7	12.8	23.3	4.8	9.4	13.6	22.5	4.5	0.0	0.0	0.0	0.0
	50	10.7	13.3	25.7	5.7	0.0	0.0	0.0	0.0	0.0	0.0	0.0	0.0
ACCR-009-*7S	20	5.2	8.5	13.6	4.1	5.0	8.6	12.9	3.9	4.7	8.7	12.3	3.7
	25	5.9	9.1	15.3	4.0	5.6	9.3	14.6	3.8	5.4	9.4	13.9	3.6
	30	6.6	9.7	17.0	3.9	6.3	9.9	16.3	3.7	6.0	10.1	15.6	3.6
	35	7.3	10.3	18.9	3.8	7.0	10.5	18.2	3.6	6.7	10.7	17.4	3.4
	40	8.0	10.9	20.8	4.5	7.7	11.1	20.0	4.2	7.4	11.4	19.2	3.8
	45	8.8	11.4	21.1	3.9	8.5	11.8	20.4	3.7	0.0	12.6	0.0	0.0
	50	9.6	12.0	23.0	4.6	0.0	13.1	0.0	0.0	0.0	13.4	0.0	0.0
ACCR-012-*7S	20	7.0	11.6	18.2	4.4	6.7	11.8	17.5	4.2	6.4	12.0	16.7	4.0
	25	7.9	12.4	20.4	4.3	7.6	12.7	19.6	4.1	7.3	12.9	18.9	4.0
	30	8.8	13.3	22.8	4.2	8.4	13.6	21.9	4.0	8.1	13.8	21.0	3.9
	35	9.7	14.1	25.2	4.1	9.4	14.4	24.2	3.9	9.0	14.8	23.4	3.7
	40	10.7	14.9	27.7	5.2	10.3	15.3	26.7	4.8	9.9	15.7	25.7	4.4
	45	11.7	15.7	28.0	4.4	11.3	16.1	27.1	4.2	0.0	17.2	0.0	0.0
	50	12.7	16.4	30.6	5.2	0.0	17.9	0.0	0.0	0.0	18.3	0.0	0.0

* Placeholder for voltage (C – 208-230/3/60, D – 460/3/60, E – 575/3/60)
Ratings at 40°F leaving fluid and below are based on 35% Propylene Glycol
 Ton = 12,000 BTUH
 KW = Input power for compressor and condenser fans
 Pressure drop = PSIG

UNIT PERFORMANCE – SINGLE COMPRESSOR R407C

Model Number	Lvg. Fluid Temp. °F	Ambient Temperature											
		80°F				85°F				90°F			
		Tons	KW	GPM	Press. Drop	Tons	KW	GPM	Press. Drop	Tons	KW	GPM	Press. Drop
ACCR-015-*7S	20	9.5	13.5	24.7	4.5	9.1	13.8	23.7	4.4	8.8	14.2	22.8	4.2
	25	10.8	14.3	22.8	3.6	10.4	14.7	28.1	4.5	10.0	15.0	27.0	4.3
	30	12.2	15.2	31.6	4.4	11.7	15.6	30.4	4.2	11.2	16.0	29.2	4.0
	35	13.6	16.2	35.2	4.6	13.1	16.6	33.9	4.3	12.6	17.1	32.5	3.9
	40	15.1	17.1	38.9	5.9	14.5	17.6	37.5	5.5	13.9	18.2	36.0	5.0
	45	16.6	18.1	39.7	5.0	16.0	18.6	38.3	4.7	15.4	19.2	36.8	4.4
	50	18.2	18.9	43.7	6.0	17.6	19.5	42.2	5.6	16.9	20.1	40.5	5.2
ACCR-025-*7S	20	15.9	19.1	41.4	5.2	15.3	19.5	39.7	5.0	14.6	19.8	38.0	4.7
	25	17.9	20.4	46.4	5.1	17.2	20.8	44.7	4.9	16.5	21.2	42.8	4.6
	30	20.0	21.7	51.9	5.0	19.2	22.2	49.9	4.8	18.5	22.6	47.9	4.6
	35	22.3	22.9	57.8	5.8	21.5	23.5	55.7	5.3	20.6	24.0	53.5	4.9
	40	24.7	24.3	63.9	7.4	23.8	24.9	61.6	6.8	22.9	25.4	59.3	6.3
	45	27.2	25.6	65.3	6.2	26.3	26.3	63.0	5.8	25.4	26.9	60.8	5.4
	50	29.9	27.0	71.3	7.3	28.9	27.7	69.4	6.8	27.9	28.3	66.9	6.4
ACCR-030-*7S	20	19.2	25.6	49.9	5.4	18.5	26.3	48.0	5.2	17.9	26.9	46.4	5.0
	25	21.5	27.2	55.7	5.3	20.7	28.0	53.7	5.1	20.0	28.8	51.8	4.9
	30	23.9	29.0	61.9	5.2	23.1	29.8	60.0	5.0	22.3	30.6	57.8	4.8
	35	26.5	30.8	68.7	6.1	25.6	31.7	66.4	5.7	24.7	32.5	64.1	5.2
	40	29.3	32.6	75.8	7.8	28.3	33.5	73.3	7.2	27.3	34.5	70.7	6.7
	45	32.2	34.4	77.2	6.4	31.3	35.4	74.9	6.1	30.1	36.5	72.2	5.7
	50	35.3	36.3	80.7	7.0	34.2	37.4	82.0	7.2	33.1	38.4	79.5	6.7
ACCR-040-*7S	20	23.1	29.4	60.1	5.2	22.3	30.2	57.9	5.0	21.4	30.9	55.8	4.8
	25	26.0	31.3	67.4	5.1	25.0	32.2	65.0	4.9	24.2	33.0	62.7	4.7
	30	29.1	33.1	75.4	5.0	28.1	34.1	72.8	4.8	27.0	35.1	70.1	4.6
	35	32.4	35.0	83.9	5.7	31.4	36.0	81.2	5.3	30.2	37.1	78.2	4.9
	40	36.0	36.8	93.1	7.3	34.8	38.0	90.0	6.8	33.6	39.1	87.0	6.3
	45	39.9	38.6	95.6	6.3	38.6	39.9	92.5	5.9	37.2	41.2	89.2	5.5
	50	43.9	40.5	105.2	7.5	42.6	41.9	102.1	7.0	41.1	43.3	98.6	6.6

*Placeholder for voltage (C – 208-230/3/60, D – 460/3/60, E – 575/3/60)
Ratings at 40°F leaving fluid and below are based on 35% Propylene Glycol
 Ton = 12,000 BTUH
 KW = Input power for compressor and condenser fans
 Pressure drop = PSIG

UNIT PERFORMANCE – SINGLE COMPRESSOR R407C

Model Number	Lvg. Fluid Temp. °F	Ambient Temperature											
		95°F				100°F				105°F			
		Tons	KW	GPM	Press. Drop	Tons	KW	GPM	Press. Drop	Tons	KW	GPM	Press. Drop
ACCR-015-*7S	20	8.4	14.5	21.8	4.0	8.0	14.8	20.9	3.8	7.7	15.1	20.1	3.7
	25	9.6	15.4	25.9	4.1	9.2	15.8	24.8	3.9	8.8	16.1	23.8	3.8
	30	10.8	16.5	28.0	3.9	10.3	16.9	26.8	3.7	9.9	17.3	25.6	3.5
	35	12.0	17.6	31.2	3.8	11.5	18.1	29.8	3.6	11.0	18.5	28.6	3.4
	40	13.3	18.7	34.5	4.5	12.8	19.2	33.1	4.1	12.2	19.7	31.7	3.8
	45	14.7	19.8	35.2	4.0	14.1	20.3	33.8	3.7	13.5	20.9	32.3	3.4
	50	16.1	20.8	38.7	4.8	15.5	21.4	37.1	4.4	0.0	22.9	0.0	0.0
ACCR-025-*7S	20	14.0	20.2	36.4	4.5	13.3	20.5	34.6	4.3	12.7	20.7	33.1	4.1
	25	15.8	21.6	41.1	4.4	15.1	21.9	41.4	4.5	14.4	22.3	37.4	4.0
	30	17.7	23.1	46.0	4.4	17.0	23.4	44.1	4.2	16.2	23.8	42.1	4.0
	35	19.8	24.5	51.4	4.5	19.0	25.0	49.2	4.1	18.2	25.4	47.2	3.9
	40	22.1	26.0	57.2	5.8	21.2	26.5	54.8	5.3	20.3	26.9	52.6	4.8
	45	24.4	27.5	58.5	5.0	23.5	28.0	56.3	4.7	22.5	28.5	53.9	4.3
	50	26.9	29.0	64.5	6.0	25.9	29.5	62.2	5.6	24.8	30.1	59.5	5.1
ACCR-030-*7S	20	17.1	27.5	44.6	4.8	16.5	28.1	42.9	4.6	15.8	28.6	41.1	4.4
	25	19.2	29.4	49.9	4.7	18.5	30.0	48.0	4.5	17.7	30.6	46.1	4.3
	30	21.5	31.4	55.7	4.6	20.6	32.1	53.5	4.4	19.8	32.8	51.3	4.2
	35	23.8	33.4	61.7	4.8	22.9	34.2	59.3	4.4	22.0	34.9	57.0	4.1
	40	26.3	35.4	68.2	6.2	25.3	36.3	65.6	5.7	24.3	37.1	62.9	5.2
	45	29.0	37.5	69.5	5.3	27.9	38.4	66.9	4.9	26.8	39.3	64.3	4.5
	50	31.9	39.6	76.4	6.3	30.7	40.6	73.6	5.8	29.5	41.6	70.7	5.4
ACCR-040-*7S	20	20.6	31.7	53.5	4.5	19.7	32.3	51.3	4.3	18.9	32.8	49.0	4.1
	25	23.2	33.8	60.2	4.5	22.3	34.5	57.8	4.3	21.3	35.2	55.4	4.1
	30	26.1	35.9	67.6	4.5	25.0	36.8	64.8	4.3	23.9	37.6	62.0	4.0
	35	29.1	38.1	75.4	4.5	28.0	39.1	76.7	4.7	26.7	40.0	69.3	4.0
	40	32.3	40.3	83.6	5.8	31.1	41.4	80.4	5.3	29.8	42.4	77.0	4.8
	45	35.9	42.5	86.0	5.1	34.4	43.7	82.5	4.7	33.0	44.8	79.2	4.4
	50	39.6	44.7	95.0	6.1	38.1	45.9	91.4	5.7	36.6	47.2	87.7	5.3

*Placeholder for voltage (C – 208-230/3/60, D – 460/3/60, E – 575/3/60)

Ratings at 40°F leaving fluid and below are based on 35% Propylene Glycol

Ton = 12,000 BTUH

KW = Input power for compressor and condenser fans

Pressure drop = PSig

UNIT PERFORMANCE – SINGLE COMPRESSOR R404A

Model Number	Lvg. Fluid Temp. °F	Ambient Temperature											
		80°F				85°F				90°F			
		Tons	KW	GPM	Press. Drop	Tons	KW	GPM	Press. Drop	Tons	KW	GPM	Press. Drop
ACCZ-005-*6S	20	3.6	4.9	9.3	4.6	3.4	5.3	8.9	4.4	3.3	5.6	8.5	4.2
	25	3.9	5.1	10.1	4.3	3.7	5.4	9.7	4.1	3.6	5.7	9.3	3.9
	30	4.3	5.2	11.0	4.1	4.1	5.5	10.6	3.9	3.9	5.8	10.1	3.8
	35	4.6	5.3	12.0	3.9	4.4	5.6	11.5	3.8	4.3	5.9	11.0	3.6
	40	5.0	5.4	13.0	4.7	4.8	5.7	12.5	4.3	4.6	6.0	11.9	3.9
	45	5.4	5.5	13.0	4.0	5.2	5.8	12.5	3.7	5.0	6.1	12.0	3.4
	50	5.9	5.6	14.1	4.6	5.6	5.9	13.5	4.2	5.4	6.3	12.9	3.9
ACCZ-008-*6S	20	5.4	7.3	14.0	4.2	5.2	7.7	13.4	4.1	4.9	8.1	12.9	3.9
	25	5.9	7.5	15.3	4.0	5.7	7.9	14.7	3.8	5.4	8.3	14.1	3.7
	30	6.5	7.6	16.7	3.8	6.2	8.1	16.0	3.7	5.9	8.5	15.4	3.5
	35	7.0	7.8	18.2	3.6	6.8	8.2	17.5	3.5	6.5	8.7	16.7	3.3
	40	7.6	8.0	19.8	4.0	7.3	8.4	19.0	3.7	7.0	8.8	18.2	3.4
	45	8.3	8.3	19.8	3.5	7.9	8.6	19.0	3.2	7.6	9.1	18.2	3.0
	50	9.0	8.5	21.5	4.0	8.6	8.8	20.6	3.7	8.2	9.3	19.7	3.4
ACCZ-010-*6S	20	7.7	11.1	19.9	4.9	7.3	11.8	19.1	4.7	7.0	12.4	18.3	4.5
	25	8.4	11.4	21.8	4.6	8.0	12.1	20.8	4.4	7.7	12.7	20.0	4.2
	30	9.1	11.8	23.6	4.3	8.7	12.4	22.7	4.2	8.4	13.1	21.7	4.0
	35	9.9	12.2	25.6	4.3	9.5	12.8	24.6	3.9	9.1	13.5	23.5	3.8
	40	10.7	12.6	27.6	5.2	10.2	13.2	26.5	4.7	9.8	13.9	25.3	4.3
	45	11.5	12.9	27.7	4.3	11.1	13.5	26.5	4.0	10.6	14.2	25.4	3.7
	50	12.4	13.3	29.8	4.9	11.9	13.9	28.6	4.6	11.4	14.6	27.3	4.2
ACCR-009-*6S	20	6.7	9.1	17.4	4.2	6.4	9.4	16.7	4.1	6.1	9.7	16.0	3.9
	25	7.4	9.6	19.1	4.0	7.1	9.9	18.3	3.9	6.8	10.2	17.5	3.7
	30	8.0	10.1	20.9	3.8	7.7	10.4	20.0	3.7	7.4	10.7	19.1	3.5
	35	8.8	10.6	22.7	3.6	8.4	10.9	21.8	3.5	8.0	11.2	20.8	3.3
	40	9.5	11.0	24.7	4.0	9.1	11.4	23.6	3.7	8.7	11.7	22.6	3.3
	45	10.4	11.5	24.8	3.5	9.9	11.8	23.8	3.2	9.5	12.2	22.7	3.0
	50	11.2	11.9	26.9	4.1	10.7	12.3	25.7	3.7	10.2	12.7	24.5	3.4
ACCR-012-*6S	20	9.1	12.7	23.8	4.4	8.8	13.0	22.8	4.2	8.4	13.3	21.8	4.0
	25	10.0	13.4	26.0	4.1	9.6	13.7	25.0	4.0	9.2	14.1	23.9	3.8
	30	11.0	14.1	28.4	3.9	10.5	14.5	27.2	3.8	10.0	14.9	26.0	3.6
	35	11.9	14.8	31.0	3.7	11.4	15.2	29.6	3.6	10.9	15.6	28.3	3.4
	40	13.0	15.6	33.6	4.3	12.4	16.0	32.2	3.9	11.8	16.4	30.7	3.5
	45	14.1	16.3	33.8	3.7	13.5	16.7	32.3	3.4	12.9	17.2	30.8	3.1
	50	15.2	17.0	36.5	4.3	14.6	17.5	34.9	3.9	13.9	18.0	33.3	3.6

* Placeholder for voltage (C – 208-230/3/60, D – 460/3/60, E – 575/3/60)
Ratings at 40°F leaving fluid and below are based on 35% Propylene Glycol
 Ton = 12,000 BTUH
 KW = Input power for compressor and condenser fans
 Pressure drop = PSIG

UNIT PERFORMANCE – SINGLE COMPRESSOR R404A

Model Number	Lvg. Fluid Temp. °F	Ambient Temperature											
		95°F				100°F				105°F			
		Tons	KW	GPM	Press. Drop	Tons	KW	GPM	Press. Drop	Tons	KW	GPM	Press. Drop
ACCZ-005-*6S	20	3.1	5.9	8.1	4.0	2.9	6.3	7.7	3.8	2.8	6.7	7.3	3.5
	25	3.4	6.0	8.8	3.8	3.2	6.4	8.4	3.6	3.1	6.8	7.9	3.4
	30	3.7	6.1	9.6	3.6	3.5	6.5	9.2	3.4	3.3	6.9	8.7	3.2
	35	4.1	6.2	10.5	3.4	3.9	6.6	10.0	3.2	3.7	7.0	9.5	3.0
	40	4.4	6.4	11.4	3.5	4.2	6.7	10.8	3.1	4.0	7.1	10.3	2.9
	45	4.8	6.5	11.4	3.1	4.5	6.9	10.8	2.8	4.3	7.2	10.3	2.5
	50	5.1	6.6	12.3	3.5	4.9	7.0	11.7	3.2	4.6	7.4	11.1	2.9
ACCZ-008-*6S	20	4.7	8.6	12.3	3.7	4.5	9.0	11.7	3.5	4.3	9.5	11.1	3.3
	25	5.2	8.7	13.5	3.5	4.9	9.2	12.8	3.3	4.7	9.7	12.2	3.2
	30	5.7	8.9	14.7	3.3	5.4	9.4	14.0	3.2	5.1	9.9	13.3	3.0
	35	6.2	9.1	16.0	3.2	5.9	9.6	15.2	3.0	5.6	10.1	14.5	2.8
	40	6.7	9.3	17.3	3.0	6.4	9.8	16.5	2.9	6.1	10.3	15.7	2.7
	45	7.3	9.5	17.5	2.8	6.9	9.9	16.6	2.5	6.6	10.5	15.7	2.3
	50	7.9	9.7	18.8	3.2	7.5	10.1	17.9	2.9	7.1	10.6	17.0	2.6
ACCZ-010-*6S	20	6.7	13.1	17.4	4.2	6.4	13.9	16.5	4.0	6.0	14.6	15.6	3.8
	25	7.3	13.4	19.1	4.0	7.0	14.2	18.1	3.8	6.6	15.0	17.1	3.6
	30	8.0	13.8	20.7	3.8	7.6	14.5	19.7	3.6	7.2	15.3	18.7	3.4
	35	8.7	14.2	22.4	3.6	8.2	14.9	21.3	3.4	7.8	15.7	20.2	3.2
	40	9.3	14.6	24.2	3.9	8.9	15.3	23.0	3.5	8.4	16.1	21.8	3.1
	45	10.1	14.9	24.2	3.4	9.6	15.6	23.0	3.1	9.1	16.4	21.8	2.8
	50	10.9	15.3	26.1	3.8	10.3	16.0	24.8	3.5	9.8	16.7	23.5	3.2
ACCR-009-*6S	20	5.9	9.9	15.3	3.7	5.6	10.1	14.6	3.5	5.3	10.3	13.9	3.3
	25	6.5	10.4	16.8	3.5	6.2	10.7	16.0	3.3	5.9	10.9	15.2	3.2
	30	7.0	11.0	18.2	3.3	6.7	11.2	17.4	3.2	6.4	11.5	16.6	3.0
	35	7.7	11.5	19.9	3.1	7.3	11.8	18.9	3.0	7.0	12.1	18.0	2.8
	40	8.3	12.0	21.5	3.0	7.9	12.4	20.5	2.9	7.5	12.7	19.4	2.7
	45	9.0	12.6	21.6	2.7	8.6	12.9	20.6	2.5	8.1	13.3	19.5	2.2
	50	9.7	13.1	23.4	3.1	9.3	13.5	22.2	2.8	8.8	13.8	21.0	2.6
ACCR-012-*6S	20	8.0	13.7	20.8	3.8	7.6	14.0	19.8	3.6	7.3	14.2	18.9	3.4
	25	8.8	14.4	22.8	3.6	8.4	14.7	21.7	3.4	8.0	15.0	20.7	3.2
	30	9.6	15.2	24.8	3.4	9.1	15.6	23.7	3.2	8.7	15.9	22.5	3.1
	35	10.4	16.0	27.0	3.2	9.9	16.4	25.7	3.1	9.4	16.8	24.4	2.9
	40	11.3	16.9	29.2	3.1	10.7	17.3	27.8	2.9	10.2	17.7	26.4	2.8
	45	12.3	17.7	29.4	2.8	11.6	18.1	27.9	2.6	11.0	18.6	26.5	3.5
	50	13.2	18.5	31.7	3.3	12.5	19.0	30.1	3.0	11.9	19.5	28.5	2.7

*Placeholder for voltage (C – 208-230/3/60, D – 460/3/60, E – 575/3/60)
Ratings at 40°F leaving fluid and below are based on 35% Propylene Glycol
 Ton = 12,000 BTUH
 KW = Input power for compressor and condenser fans
 Pressure drop = PSIG

UNIT PERFORMANCE – SINGLE COMPRESSOR R404A

Model Number	Lvg. Fluid Temp. °F	Ambient Temperature											
		80°F				85°F				90°F			
		Tons	KW	GPM	Press. Drop	Tons	KW	GPM	Press. Drop	Tons	KW	GPM	Press. Drop
ACCR-015-*6S	20	9.5	13.5	24.7	4.5	9.1	13.8	23.7	4.4	8.8	14.2	22.8	4.2
	20	11.6	15.9	30.2	4.5	11.1	16.3	28.8	4.2	10.5	16.6	27.4	4.0
	25	12.8	16.7	33.3	4.3	12.2	17.1	25.0	4.1	11.6	17.5	30.2	3.9
	30	14.1	17.5	38.5	4.1	13.4	18.0	34.8	3.9	12.8	18.4	33.3	3.7
	35	15.4	18.4	39.8	3.9	14.7	18.9	38.0	3.7	14.0	19.4	36.3	3.5
	40	16.7	19.2	43.2	4.6	16.0	19.7	41.3	4.2	15.2	20.3	39.4	3.8
	45	18.0	20.0	43.2	3.9	17.3	20.6	41.5	3.6	16.5	21.2	39.5	3.3
ACCR-025-*6S	50	19.5	20.8	46.7	4.5	18.6	21.5	46.7	4.5	17.8	22.1	42.7	3.8
	20	17.2	21.4	44.6	4.8	16.4	21.9	42.7	4.6	15.7	22.4	40.8	4.4
	25	19.0	22.6	49.3	4.6	18.2	23.1	47.2	4.4	17.4	23.7	45.1	4.2
	30	21.0	23.7	54.3	4.5	20.1	24.4	52.0	4.3	19.2	25.0	49.7	4.1
	35	23.0	24.9	59.5	4.5	22.0	25.6	57.0	4.1	21.1	26.2	54.6	3.9
	40	25.1	26.0	65.0	5.6	24.1	26.8	62.4	5.1	23.1	27.5	59.7	4.6
	45	27.3	27.2	65.4	4.7	26.2	28.0	62.8	4.4	25.1	28.8	60.1	4.0
ACCR-030-*6S	50	29.6	28.4	70.9	5.4	28.4	29.2	68.1	5.0	27.2	30.0	65.2	4.6
	20	22.4	30.3	58.3	5.0	21.5	31.0	55.8	4.8	20.5	31.7	53.3	4.5
	25	24.6	32.0	64.0	4.8	23.6	32.7	61.3	4.6	22.6	33.5	58.6	4.4
	30	27.0	33.6	70.1	4.6	25.9	34.5	67.1	4.4	24.7	35.3	64.0	4.2
	35	29.4	35.4	76.3	4.6	28.3	36.3	73.2	4.3	27.0	37.1	70.0	4.1
	40	32.0	37.1	82.7	5.6	30.6	38.1	79.3	5.1	29.4	39.0	76.0	4.7
	45	34.5	38.9	82.7	4.8	33.1	39.9	79.4	4.4	31.7	40.9	75.9	4.0
ACCR-040-*6S	50	37.1	40.7	89.0	5.4	35.6	41.7	85.4	5.0	34.0	42.8	81.7	4.6
	20	28.4	36.8	73.8	4.5	27.2	37.7	70.7	4.3	26.0	38.5	67.7	4.1
	25	31.3	38.7	81.4	4.4	30.0	39.7	78.0	4.2	28.7	40.7	74.5	4.0
	30	34.5	40.7	89.3	4.4	33.0	41.8	85.6	4.1	31.6	42.8	81.9	3.9
	35	37.7	42.6	97.8	4.3	36.2	43.7	93.8	4.1	34.5	44.9	89.5	3.9
	40	41.1	44.5	106.4	4.8	39.4	45.8	102.0	4.4	37.7	47.0	97.5	4.0
	45	44.7	46.4	107.1	4.3	42.8	47.8	102.6	4.0	40.9	49.1	98.0	3.6
	50	48.4	48.2	116.0	5.0	46.3	49.7	111.0	4.6	44.2	51.1	106.0	4.2

*Placeholder for voltage (C – 208-230/3/60, D – 460/3/60, E – 575/3/60)

Ratings at 40°F leaving fluid and below are based on 35% Propylene Glycol

Ton = 12,000 BTUH

KW = Input power for compressor and condenser fans

Pressure drop = PSIG

UNIT PERFORMANCE – SINGLE COMPRESSOR R404A

Model Number	Lvg. Fluid Temp. °F	Ambient Temperature											
		95°F				100°F				105°F			
		Tons	KW	GPM	Press. Drop	Tons	KW	GPM	Press. Drop	Tons	KW	GPM	Press. Drop
ACCR-015-*6S	20	10.0	17.0	28.1	3.8	9.5	17.4	24.8	3.6	9.0	17.7	23.5	3.4
	25	11.1	17.9	28.8	3.7	10.6	18.3	27.4	3.5	10.0	18.7	26.0	3.3
	30	12.2	18.9	31.7	3.5	11.6	19.3	30.1	3.3	11.0	19.7	28.5	3.1
	35	13.3	19.8	34.6	3.4	12.7	20.3	32.9	3.2	12.1	20.7	31.3	3.0
	40	14.5	20.8	37.6	3.4	13.8	21.3	35.7	3.1	13.1	21.8	34.0	2.9
	45	15.7	21.8	37.6	3.0	14.9	22.3	35.8	2.8	14.2	22.8	34.1	2.5
	50	17.0	22.7	40.7	3.5	16.1	23.3	38.7	3.2	15.3	23.8	36.7	2.9
ACCR-025-*6S	20	14.7	22.8	38.8	4.1	14.2	23.2	36.9	3.9	13.4	23.5	34.9	3.7
	25	16.6	24.1	43.0	4.0	15.7	24.6	40.9	3.8	14.9	25.0	38.8	3.6
	30	18.3	25.5	47.4	3.9	17.4	26.0	45.1	3.7	16.5	26.5	42.7	3.4
	35	20.1	26.8	52.2	3.7	19.1	27.4	49.5	3.5	18.2	28.0	47.0	3.3
	40	22.0	28.2	57.0	4.2	21.0	28.8	54.2	4.2	19.9	29.4	51.5	3.3
	45	24.0	29.5	57.6	3.7	22.9	30.2	54.8	3.4	21.7	30.8	52.0	3.0
	50	26.0	30.8	62.3	4.3	24.9	31.5	59.6	3.9	23.6	32.2	56.6	3.5
ACCR-030-*6S	20	19.5	32.3	50.8	4.3	18.5	32.9	48.2	4.1	17.5	33.5	45.6	3.8
	25	21.5	34.2	55.8	4.1	20.4	34.8	53.0	3.9	19.3	35.5	50.2	3.7
	30	23.6	36.1	61.1	4.0	22.4	36.8	58.2	3.8	21.2	37.5	55.0	3.5
	35	25.8	38.0	66.7	3.8	24.5	38.8	63.3	3.6	23.1	39.6	59.9	3.4
	40	28.0	39.9	72.4	4.2	26.6	40.7	68.8	3.8	25.2	41.6	65.2	3.3
	45	30.2	41.8	72.4	3.7	28.7	42.8	68.8	3.4	27.3	43.6	65.4	3.0
	50	32.5	43.8	77.9	4.2	30.9	44.8	74.1	3.8	29.3	45.7	70.2	3.5
ACCR-040-*6S	20	24.8	39.3	64.5	3.9	23.6	40.0	61.3	3.7	22.4	40.7	58.1	3.5
	25	27.3	41.6	71.0	3.8	26.0	42.3	67.6	3.6	24.7	43.1	64.0	3.4
	30	30.1	43.8	77.9	3.7	28.6	44.7	74.1	3.5	27.1	45.5	70.4	3.3
	35	32.9	46.0	85.2	3.6	31.3	47.0	81.0	3.4	29.6	48.0	76.8	3.2
	40	36.0	48.1	93.0	3.6	34.1	49.3	88.2	3.4	32.3	50.4	83.6	3.2
	45	39.0	50.4	93.4	3.3	37.0	51.6	88.7	3.0	35.1	52.7	84.2	2.7
	50	42.2	52.5	101.1	3.8	40.1	53.8	96.1	3.5	38.0	55.0	91.1	3.1

*Placeholder for voltage (C – 208-230/3/60, D – 460/3/60, E – 575/3/60)
Ratings at 40°F leaving fluid and below are based on 35% Propylene Glycol
 Ton = 12,000 BTUH
 KW = Input power for compressor and condenser fans
 Pressure drop = PSig

UNIT PERFORMANCE – DUAL COMPRESSOR R407C

Model Number	Lvg. Fluid Temp. °F	Ambient Temperature											
		80°F				85°F				90°F			
		Tons	KW	GPM	Press. Drop	Tons	KW	GPM	Press. Drop	Tons	KW	GPM	Press. Drop
ACCZ-010-*7D	20	6.2	8.1	16.2	5.4	6.0	8.6	15.6	5.2	5.8	9.2	15.1	5.0
	25	7.0	8.3	18.2	5.3	6.8	8.8	17.6	5.1	6.5	9.4	17.0	4.9
	30	7.8	8.5	20.3	5.1	7.6	9.0	19.7	4.9	7.3	9.5	19.0	4.8
	35	8.7	8.6	22.6	6.4	8.5	9.2	21.9	6.0	8.2	9.8	21.2	5.5
	40	9.7	8.8	25.1	8.2	9.4	9.4	24.3	7.7	9.1	9.9	23.5	7.2
	45	10.7	9.0	25.6	6.7	10.4	9.6	24.9	6.3	10.1	10.1	24.1	6.0
	50	11.7	9.2	28.2	7.9	11.4	9.8	27.4	7.5	11.0	10.4	26.5	7.1
ACCZ-015-*7D	20	8.8	12.4	22.9	5.6	8.5	13.2	22.2	5.5	8.3	13.9	21.6	5.3
	25	9.9	12.8	25.6	5.5	9.6	13.5	24.9	5.3	9.3	14.2	24.2	5.1
	30	11.0	13.1	28.5	5.3	10.7	13.9	27.7	5.1	10.4	14.6	26.9	5.0
	35	12.2	13.4	31.6	6.8	11.9	14.2	30.7	6.4	11.5	15.0	29.8	6.0
	40	13.5	13.8	34.9	8.7	13.1	14.6	33.9	8.1	12.8	15.4	33.0	7.7
	45	14.8	14.3	35.6	7.0	14.5	15.1	34.6	6.6	14.1	15.9	33.7	6.3
	50	16.3	14.7	39.1	8.3	15.9	15.5	38.1	7.9	15.5	16.4	37.1	7.5
ACCZ-020-*7D	20	12.7	18.6	32.9	4.9	12.2	19.7	31.8	4.7	11.8	20.9	30.6	4.5
	25	14.2	19.1	36.9	4.8	13.7	20.2	35.7	4.6	13.3	21.4	34.4	4.4
	30	15.9	19.6	41.1	4.6	15.4	20.8	39.8	4.5	14.8	22.0	38.5	4.3
	35	17.6	20.2	45.7	5.1	17.1	21.4	44.3	4.7	16.5	22.6	42.8	4.4
	40	19.5	20.9	50.5	6.5	18.9	22.0	49.0	6.1	18.3	23.3	47.4	5.6
	45	21.5	21.6	51.6	5.5	20.9	22.8	50.1	5.2	20.3	24.1	48.5	4.9
	50	23.7	22.4	56.8	6.5	23.0	23.6	55.2	6.2	22.3	24.9	53.5	5.8
ACCR-018-*7D	20	12.1	15.7	31.4	6.2	11.7	16.2	30.3	5.9	11.2	16.5	29.3	5.7
	25	13.5	16.5	35.0	6.0	13.1	17.0	34.0	5.8	12.7	17.5	32.9	5.6
	30	15.1	17.3	39.1	6.3	14.6	17.9	37.8	5.9	14.1	18.4	36.6	5.5
	35	16.7	18.1	43.3	8.1	16.2	18.7	42.0	7.6	15.7	19.4	40.6	7.1
	40	18.4	18.8	47.8	10.2	17.9	19.6	46.3	9.6	17.3	20.3	44.8	9.0
	45	20.3	19.5	48.6	8.1	19.7	20.4	47.1	7.6	19.0	21.2	45.6	7.2
	50	22.2	20.2	53.3	9.5	21.5	21.1	51.6	9.0	20.8	22.0	49.9	8.5
ACCR-025-*7D	20	15.9	21.7	41.1	6.2	15.4	22.3	40.1	6.0	14.9	22.8	38.7	5.8
	25	17.8	23.0	46.3	6.1	17.3	23.7	44.9	5.9	16.7	24.3	43.4	5.7
	30	19.9	24.4	51.7	6.5	19.3	25.1	50.1	6.0	18.7	25.8	48.5	5.6
	35	22.1	25.7	57.3	8.4	21.5	26.5	55.6	7.8	20.8	27.4	53.8	7.3
	40	24.5	26.9	63.0	10.4	23.7	27.9	61.4	9.9	23.0	28.9	59.4	9.2
	45	27.0	28.1	64.6	8.4	26.1	29.3	62.5	7.9	25.2	30.3	60.5	7.4
	50	29.5	29.3	70.8	9.9	28.5	30.5	68.4	9.3	27.6	31.7	66.1	8.7

*Placeholder for voltage (C – 208-230/3/60, D – 460/3/60, E – 575/3/60)

Ratings at 40°F leaving fluid and below are based on 35% Propylene Glycol

Ton = 12,000 BTUH

KW = Input power for compressor and condenser fans

Pressure drop = PSig

UNIT PERFORMANCE –DUAL COMPRESSOR R407C

Model Number	Lvg. Fluid Temp. °F	Ambient Temperature											
		95°F				100°F				105°F			
		Tons	KW	GPM	Press. Drop	Tons	KW	GPM	Press. Drop	Tons	KW	GPM	Press. Drop
ACCZ-010-*7D	20	5.6	9.8	14.5	4.8	5.4	10.5	14.0	4.6	-	-	-	-
	25	6.3	10.0	16.3	4.7	6.1	10.7	15.7	4.5	5.8	11.4	15.1	4.3
	30	7.1	10.2	18.3	4.6	6.8	10.8	17.6	4.4	6.5	11.5	16.9	4.2
	35	7.9	10.3	20.5	5.1	7.6	11.0	19.7	4.7	7.3	11.7	18.9	4.3
	40	8.8	10.5	22.7	6.6	8.5	11.2	21.9	6.1	8.1	11.9	21.0	5.6
	45	9.7	10.8	23.3	5.6	9.4	11.4	22.4	5.2	9.0	12.1	21.6	4.9
	50	10.7	11.0	25.7	6.7	10.3	11.7	24.8	6.2	10.0	12.4	23.9	5.8
ACCZ-015-*7D	20	8.0	14.6	20.8	5.1	7.7	15.5	20.1	4.9	7.4	16.4	19.3	4.7
	25	9.0	15.1	23.3	5.0	8.7	15.9	22.6	4.8	8.4	16.8	21.8	4.6
	30	10.1	15.4	26.1	4.8	9.7	16.3	25.2	4.7	9.4	17.2	24.4	4.5
	35	11.2	15.9	28.9	5.6	10.8	16.7	28.0	5.2	10.5	17.6	27.1	4.9
	40	12.4	16.3	32.0	7.2	12.0	17.2	31.0	6.7	11.6	18.2	30.0	6.2
	45	13.7	16.7	32.7	6.0	13.3	17.7	31.8	5.6	12.8	18.6	30.8	5.3
	50	15.0	17.3	36.0	7.1	14.6	18.2	35.0	6.7	14.2	19.2	33.9	6.3
ACCZ-020-*7D	20	11.3	22.1	30.6	4.5	10.8	23.5	28.2	4.2	10.3	25.0	26.9	3.9
	25	12.8	22.7	33.2	4.2	12.3	24.1	31.8	4.1	11.7	25.6	31.8	4.1
	30	14.3	23.2	37.2	4.2	13.7	24.7	35.6	4.0	13.2	26.1	34.3	3.8
	35	16.0	23.9	41.4	4.1	15.3	25.4	39.7	3.9	14.8	26.8	38.3	3.7
	40	17.7	24.7	45.8	5.2	17.1	26.0	44.3	4.8	16.4	27.7	42.4	4.4
	45	19.6	25.5	46.9	4.6	18.9	26.9	45.3	4.3	18.2	28.5	43.6	4.0
	50	21.6	26.3	51.7	5.5	20.8	27.8	50.0	5.1	-	-	-	-
ACCR-018-*7D	20	10.8	16.9	28.1	5.5	10.4	17.1	26.9	5.2	9.8	17.3	25.5	5.0
	25	12.2	17.9	31.6	5.4	11.7	18.3	30.3	5.1	11.2	18.6	29.0	4.9
	30	13.6	19.0	35.3	5.2	13.1	19.4	34.0	5.0	12.6	19.8	32.6	4.8
	35	15.1	20.0	39.2	6.5	14.6	20.5	37.8	6.0	14.1	21.0	36.4	5.6
	40	16.7	21.0	43.3	8.3	16.2	21.6	41.8	7.7	15.5	22.2	40.2	7.1
	45	18.4	21.9	44.1	6.7	17.8	22.7	42.6	6.3	17.1	23.4	41.0	5.9
	50	20.1	22.9	48.3	7.9	19.4	23.7	46.6	7.4	18.7	24.5	44.9	6.9
ACCR-025-*7D	20	14.4	23.3	37.4	5.6	13.8	23.6	35.9	5.4	13.2	23.9	34.3	5.1
	25	16.2	24.9	42.0	5.5	15.6	25.4	40.5	5.3	14.9	25.8	38.8	5.0
	30	18.1	26.5	46.9	5.3	17.5	27.1	45.3	5.1	16.8	27.7	43.5	4.9
	35	20.1	28.2	52.1	6.8	19.4	28.9	50.3	6.3	18.7	29.5	50.3	6.3
	40	22.2	29.8	57.5	8.6	21.4	30.5	55.5	8.0	20.7	31.4	53.5	7.4
	45	24.4	31.3	58.5	7.0	23.6	32.2	56.5	6.5	22.7	34.4	54.5	6.1
	50	26.7	32.8	64.0	8.2	25.7	35.8	61.7	7.6	24.8	36.6	59.5	7.1

* Placeholder for voltage (C – 208-230/3/60, D – 460/3/60, E – 575/3/60)

Ratings at 40°F leaving fluid and below are based on 35% Propylene Glycol

Ton = 12,000 BTUH

KW = Input power for compressor and condenser fans

Pressure drop = PSig

UNIT PERFORMANCE – DUAL COMPRESSOR R407C

Model Number	Lvg. Fluid Temp. °F	Ambient Temperature											
		80°F				85°F				90°F			
		Tons	KW	GPM	Press. Drop	Tons	KW	GPM	Press. Drop	Tons	KW	GPM	Press. Drop
ACCR-030-*7D	20	19.0	27.0	49.4	6.0	18.3	27.7	47.5	5.8	17.5	28.3	45.5	5.5
	25	21.7	28.6	56.2	6.0	20.8	29.3	54.1	5.8	20.0	30.1	51.9	5.5
	30	24.4	30.4	63.2	6.4	23.5	31.2	60.8	5.9	22.5	32.1	58.3	5.4
	35	27.2	32.4	70.5	8.3	26.2	33.2	67.8	7.7	25.1	34.2	65.1	7.0
	40	30.1	34.2	78.1	10.5	29.0	35.3	75.1	9.8	27.9	36.3	72.1	9.0
	45	33.2	36.2	79.5	8.4	32.0	37.2	76.7	7.9	30.7	38.4	73.6	7.3
	50	36.4	37.8	87.3	10.0	35.2	39.0	84.3	9.3	33.8	40.3	81.0	8.7
ACCR-050-*7D	20	31.8	38.2	82.8	6.5	30.6	38.9	79.5	6.2	29.2	39.7	76.0	5.9
	25	35.8	40.8	92.8	6.5	34.4	41.6	89.4	6.2	32.9	42.4	85.6	5.9
	30	40.0	43.4	103.8	6.9	38.5	44.3	99.8	6.3	37.0	45.2	95.9	5.9
	35	44.6	45.8	115.6	8.9	43.0	47.0	111.4	8.2	41.3	48.1	106.9	7.5
	40	49.4	48.6	127.7	11.3	47.6	49.8	123.2	10.5	45.9	50.9	118.7	9.7
	45	54.5	51.2	130.6	9.2	52.6	52.6	126.1	8.6	50.7	53.8	121.6	8.0
	50	59.9	54.0	143.6	6.1	57.8	55.4	138.7	10.3	55.8	56.7	133.9	9.6
ACCR-060-*7D	20	38.4	51.2	99.7	6.4	37.0	52.6	96.1	6.1	35.7	53.8	92.7	5.9
	25	42.9	54.4	111.5	6.4	41.4	56.1	107.4	6.1	39.9	57.5	103.7	5.9
	30	47.7	58.0	123.8	6.4	46.3	59.6	120.0	6.2	44.6	61.2	115.6	5.9
	35	53.0	61.6	137.3	8.2	51.3	63.3	132.8	7.6	49.5	65.1	128.1	7.1
	40	58.6	65.2	151.6	10.4	56.7	67.1	146.6	9.7	54.7	69.0	141.4	8.9
	45	64.4	68.8	154.4	8.7	62.6	70.7	149.9	8.2	60.3	73.0	144.4	7.6
	50	70.7	72.6	169.5	10.3	68.4	74.8	164.0	9.7	66.3	76.8	159.0	9.1
ACCR-080-*7D	20	46.2	58.8	120.1	6.3	44.6	60.4	115.9	6.0	42.9	61.9	111.5	5.8
	25	51.9	62.6	134.8	6.4	50.1	64.3	130.1	6.2	48.3	66.0	125.4	5.9
	30	58.1	70.0	150.7	6.6	56.1	68.2	145.5	6.4	54.1	70.1	140.3	6.1
	35	64.8	73.6	167.9	8.0	62.7	72.0	162.5	7.5	60.4	74.3	156.4	6.9
	40	71.9	73.6	186.1	10.2	69.6	76.1	180.0	9.5	67.2	78.3	174.0	8.8
	45	79.8	77.2	191.2	9.0	77.2	79.9	184.9	8.4	74.5	82.4	178.5	7.8
	50	87.8	81.0	210.5	10.7	85.1	83.8	204.1	10.1	82.2	86.6	197.1	9.4

*Placeholder for voltage (C – 208-230/3/60, D – 460/3/60, E – 575/3/60)

Ratings at 40°F leaving fluid and below are based on 35% Propylene Glycol

Ton = 12,000 BTUH

KW = Input power for compressor and condenser fans

Pressure drop = PSIG

UNIT PERFORMANCE – DUAL COMPRESSOR R407C

Model Number	Lvg. Fluid Temp. °F	Ambient Temperature											
		95°F				100°F				105°F			
		Tons	KW	GPM	Press. Drop	Tons	KW	GPM	Press. Drop	Tons	KW	GPM	Press. Drop
ACCR-030-*7D	20	16.8	29.0	43.7	5.3	15.1	29.6	41.8	5.1	15.5	30.2	40.2	4.9
	25	19.1	30.8	49.6	5.3	18.4	31.5	47.7	5.0	17.6	32.2	45.7	4.8
	30	21.6	32.9	55.9	5.2	20.7	33.7	53.6	5.0	19.7	34.5	51.2	4.7
	35	24.1	35.1	62.4	6.4	23.0	36.1	59.6	5.8	22.1	36.9	57.2	5.3
	40	26.7	37.4	69.0	8.2	25.6	38.4	66.2	7.4	24.5	39.4	63.3	6.7
	45	29.4	39.6	70.4	6.7	28.2	40.7	67.7	6.2	27.0	41.8	64.6	5.7
	50	32.8	41.6	77.4	8.0	31.0	42.9	74.2	7.3	0.0	0.0	0.0	0.0
ACCR-050-*7D	20	28.0	40.3	72.7	5.6	26.6	40.9	69.3	5.3	25.4	41.4	66.1	5.1
	25	31.6	43.2	82.1	5.6	30.2	43.9	78.5	5.3	28.8	44.5	74.8	5.1
	30	35.5	46.1	91.9	5.6	34.0	46.9	88.2	5.4	32.4	47.6	84.1	5.1
	35	39.7	49.0	102.7	6.9	38.0	49.9	98.5	6.3	36.5	50.7	98.5	6.3
	40	44.2	51.9	114.3	8.9	42.3	53.0	109.5	8.1	40.7	53.8	105.3	7.4
	45	48.8	54.9	117.0	7.5	47.0	56.0	112.7	7.0	45.0	57.0	107.8	6.4
	50	53.8	57.9	128.9	8.9	51.9	59.0	124.4	8.3	49.7	60.2	119.1	7.7
ACCR-060-*7D	20	34.3	55.0	89.2	5.6	33.0	56.1	85.8	5.4	31.6	57.1	82.2	5.1
	25	38.4	58.9	99.7	5.6	37.0	60.1	96.0	5.4	35.5	61.3	92.1	5.1
	30	42.9	62.7	111.4	5.7	41.3	64.2	107.1	5.4	39.5	65.6	102.5	5.1
	35	47.6	66.8	123.3	6.5	45.8	68.4	118.6	6.0	44.0	69.8	114.1	5.5
	40	52.7	70.8	136.3	8.3	50.7	72.6	131.1	7.6	48.7	74.2	147.5	9.8
	45	58.0	75.0	139.1	7.1	55.9	76.9	133.9	6.6	53.6	78.7	128.6	6.1
	50	63.8	79.1	152.9	8.5	61.3	81.2	147.1	7.9	59.0	83.1	141.4	7.3
ACCR-080-*7D	20	41.1	63.3	106.9	5.5	39.5	64.5	102.7	5.2	37.7	65.7	98.1	4.9
	25	46.4	67.6	120.4	5.6	44.6	69.0	115.7	5.3	42.6	70.4	110.7	5.0
	30	52.1	71.8	135.2	5.8	50.0	73.5	129.7	5.5	47.8	75.2	124.0	5.2
	35	58.2	76.2	150.8	6.4	55.9	78.1	144.8	5.8	53.5	80.0	138.5	5.4
	40	64.6	80.7	167.2	8.1	62.1	82.8	160.8	7.4	59.6	84.8	154.1	6.8
	45	71.7	84.9	171.9	7.3	68.9	87.4	165.0	6.8	66.1	89.6	158.3	6.2
	50	79.2	89.3	170.0	7.1	76.2	91.9	162.7	6.5	73.1	94.3	175.4	7.5

*Placeholder for voltage (C – 208-230/3/60, D – 460/3/60, E – 575/3/60)
Ratings at 40°F leaving fluid and below are based on 35% Propylene Glycol
 Ton = 12,000 BTUH
 KW = Input power for compressor and condenser fans
 Pressure drop = PSig

UNIT PERFORMANCE – DUAL COMPRESSOR R404A

Model Number	Lvg. Fluid Temp. °F	Ambient Temperature											
		80°F				85°F				90°F			
		Tons	KW	GPM	Press. Drop	Tons	KW	GPM	Press. Drop	Tons	KW	GPM	Press. Drop
ACCZ-010-*6D	20	7.5	9.2	19.4	4.8	7.2	9.8	18.7	4.6	6.9	10.4	17.9	4.4
	25	8.2	9.4	21.3	4.5	7.9	9.9	20.5	4.3	7.6	10.5	19.7	4.1
	30	9.0	9.5	23.3	4.3	8.7	10.1	22.4	4.1	8.3	10.7	21.5	3.9
	35	9.8	9.6	25.5	4.2	9.5	10.2	24.5	3.9	9.1	10.8	23.5	3.8
	40	10.7	9.8	27.7	5.2	10.4	10.4	26.7	4.8	9.9	11.0	25.6	4.4
	45	11.7	9.9	28.0	4.4	11.3	10.5	27.0	4.1	10.8	11.1	25.8	3.8
	50	12.7	10.1	30.4	5.1	12.2	10.7	29.2	4.8	11.7	11.3	28.1	4.4
ACCZ-015-*6D	20	10.2	14.9	26.5	3.9	9.8	15.7	25.4	3.7	9.3	16.6	24.2	3.5
	25	11.2	15.3	29.0	3.7	10.7	16.1	27.8	3.5	10.2	16.9	26.5	3.4
	30	12.2	15.7	31.7	3.5	11.7	16.5	30.3	3.4	11.2	17.3	29.0	3.2
	35	13.3	16.1	34.5	3.3	12.7	16.8	33.0	3.2	12.2	17.7	31.5	3.0
	40	14.4	16.5	37.3	3.3	13.8	17.3	35.7	3.1	13.2	18.1	34.1	2.9
	45	15.6	17.0	37.3	3.0	14.9	17.7	35.7	2.7	14.2	18.5	34.1	2.5
	50	16.8	17.4	40.3	3.4	16.1	18.1	38.6	3.1	15.3	19.0	36.7	2.9
ACCZ-020-*6D	20	14.4	22.1	40.1	5.0	14.8	23.3	38.5	4.8	14.2	24.6	36.9	4.6
	25	16.9	22.7	43.8	4.8	16.2	23.9	42.1	4.5	15.5	25.2	40.3	4.3
	30	18.4	23.3	47.7	4.5	17.7	24.5	45.9	4.3	16.9	25.8	43.9	4.1
	35	20.0	24.1	51.7	4.5	19.2	25.3	49.7	4.1	18.4	26.6	47.6	3.9
	40	21.6	24.8	55.9	5.5	20.8	26.0	53.7	5.0	19.9	27.3	51.4	4.6
	45	23.3	25.5	55.9	4.6	22.4	26.8	53.6	4.2	21.4	28.0	51.4	3.9
	50	25.1	26.4	60.1	5.2	24.1	27.5	57.7	4.8	23.1	28.7	55.5	4.5
ACCR-018-*6D	20	13.9	17.8	36.2	4.3	13.4	18.3	34.8	4.2	12.8	18.8	33.3	4.0
	25	15.4	18.6	39.9	4.2	14.7	19.2	38.3	4.0	14.1	19.8	36.7	3.8
	30	16.9	19.5	43.8	4.0	16.2	20.1	42.1	3.8	15.5	20.7	40.3	3.7
	35	18.5	20.3	47.9	3.8	17.8	20.9	46.0	3.7	17.0	21.6	44.0	3.5
	40	20.2	21.1	52.3	4.4	19.4	21.8	50.2	4.0	18.6	22.5	48.1	3.7
	45	22.0	21.9	52.6	3.9	21.1	22.7	50.5	3.6	20.2	23.4	48.3	3.3
	50	23.8	22.7	57.1	4.5	22.8	23.5	54.8	4.1	21.9	24.3	52.4	3.8
ACCR-025-*6D	20	19.0	24.8	49.4	5.1	18.2	25.5	47.3	4.8	17.4	26.1	45.3	4.6
	25	21.0	26.0	54.5	4.9	20.1	26.8	52.1	4.6	19.2	27.5	49.9	4.4
	30	23.0	27.3	59.7	4.7	22.0	28.1	57.2	4.5	21.1	28.9	54.8	4.3
	35	25.3	28.5	79.6	5.1	24.2	29.4	76.1	4.6	23.1	30.2	72.6	4.2
	40	27.5	29.8	86.4	6.2	26.4	30.8	82.6	5.6	25.2	31.7	78.8	5.1
	45	30.0	31.1	86.5	5.2	28.7	32.2	83.0	4.8	27.4	33.1	79.0	4.4
	50	32.5	32.5	93.4	5.9	31.1	33.6	89.3	5.5	29.7	34.6	85.3	5.0

*Placeholder for voltage (C – 208-230/3/60, D – 460/3/60, E – 575/3/60)

Ratings at 40°F leaving fluid and below are based on 35% Propylene Glycol

Ton = 12,000 BTUH

KW = Input power for compressor and condenser fans

Pressure drop = PSig

UNIT PERFORMANCE –DUAL COMPRESSOR R404A

Model Number	Lvg. Fluid Temp. °F	Ambient Temperature											
		95°F				100°F				105°F			
		Tons	KW	GPM	Press. Drop	Tons	KW	GPM	Press. Drop	Tons	KW	GPM	Press. Drop
ACCZ-010-*6D	20	6.6	11.0	17.1	4.2	6.3	11.7	16.3	4.0	6.0	12.4	15.5	3.8
	25	7.3	11.2	18.8	4.0	6.9	11.8	18.0	3.8	6.6	12.6	17.1	3.6
	30	7.9	11.3	20.6	3.8	7.6	12.0	19.7	3.6	7.3	12.7	18.7	3.4
	35	8.7	11.5	22.5	3.6	8.3	12.2	21.5	3.4	7.9	12.9	20.4	3.2
	40	9.5	11.6	24.5	4.0	9.1	12.3	23.4	3.6	8.6	13.0	22.3	3.2
	45	10.3	11.8	24.7	3.5	9.9	12.5	23.6	3.2	9.4	13.2	22.5	2.9
	50	11.2	11.9	26.9	4.1	10.7	12.6	25.7	3.7	10.2	13.3	24.5	3.4
ACCZ-015-*6D	20	8.9	17.4	23.1	3.4	8.4	18.4	21.9	3.2	7.9	19.4	20.6	3.0
	25	9.7	17.8	25.2	3.2	9.2	18.7	24.0	3.0	8.7	19.7	22.6	2.8
	30	10.6	18.2	27.5	3.0	10.0	19.2	26.0	2.9	9.5	20.1	24.6	2.7
	35	11.6	18.5	30.0	2.9	11.0	19.5	28.4	2.7	10.3	20.5	26.8	2.6
	40	12.5	19.0	32.4	2.8	11.9	19.9	30.7	2.6	11.2	20.9	28.9	2.4
	45	13.5	19.4	32.4	2.3	12.8	20.3	30.7	2.1	12.1	21.2	28.9	1.8
	50	14.5	19.8	34.9	2.6	13.8	20.7	33.0	2.3	13.0	21.6	31.1	2.1
ACCZ-020-*6D	20	13.5	26.0	35.4	4.3	12.8	27.5	33.3	4.1	12.1	29.1	31.5	3.9
	25	14.8	26.6	38.4	4.1	14.1	28.1	36.5	3.9	13.3	29.6	34.6	3.7
	30	16.2	27.2	41.9	3.9	15.4	28.7	39.9	3.7	14.6	30.3	37.8	3.5
	35	17.6	27.9	45.6	3.8	16.7	29.3	43.4	3.6	15.9	30.9	41.1	3.4
	40	19.0	28.7	49.1	4.1	18.1	30.1	46.8	3.7	17.2	31.6	44.4	3.3
	45	20.5	29.4	49.1	3.6	19.5	30.9	46.7	3.3	18.5	32.4	44.3	3.0
	50	22.0	30.2	52.8	4.1	21.0	31.6	50.2	3.7	19.9	33.1	47.7	3.4
ACCR-018-*6D	20	12.3	19.3	32.0	3.8	11.8	19.8	30.6	3.6	11.2	20.2	29.1	3.4
	25	13.5	20.3	35.1	3.6	12.9	20.8	33.5	3.5	12.3	21.3	32.0	3.3
	30	14.9	21.3	38.5	3.5	14.2	21.8	36.8	3.3	13.5	22.4	35.0	3.1
	35	16.3	22.2	42.1	3.3	15.6	22.8	40.3	3.2	14.8	23.5	38.3	3.0
	40	17.8	23.2	45.9	3.3	16.9	22.8	43.8	3.1	16.1	24.5	41.7	2.9
	45	19.3	24.1	46.3	3.0	18.4	24.8	44.2	2.8	17.5	25.5	42.0	2.5
	50	20.9	25.1	50.1	3.5	19.9	25.8	47.7	3.2	18.9	26.6	45.4	2.9
ACCR-025-*6D	20	16.7	26.7	43.4	4.4	15.9	27.4	41.5	4.2	15.2	27.9	39.5	4.0
	25	18.4	28.2	47.7	4.2	17.5	28.9	45.5	4.0	16.7	29.5	43.4	3.8
	30	20.2	29.6	52.4	4.1	19.2	30.4	49.9	3.9	18.3	31.1	47.5	3.7
	35	22.1	31.1	69.1	4.0	21.0	31.9	65.8	3.8	20.0	32.7	62.7	3.6
	40	24.1	32.5	75.2	4.6	23.0	33.4	71.4	4.1	21.8	34.3	67.9	3.7
	45	26.2	34.1	75.3	4.0	24.9	35.1	71.6	3.6	23.7	36.0	68.3	3.3
	50	28.3	35.7	81.3	4.6	27.0	36.7	77.4	4.2	25.6	37.7	73.5	3.8

* Placeholder for voltage (C – 208-230/3/60, D – 460/3/60, E – 575/3/60)

Ratings at 40°F leaving fluid and below are based on 35% Propylene Glycol

Ton = 12,000 BTUH

KW = Input power for compressor and condenser fans

Pressure drop = PSig

UNIT PERFORMANCE – DUAL COMPRESSOR R404A

Model Number	Lvg. Fluid Temp. °F	Ambient Temperature											
		80°F				85°F				90°F			
		Tons	KW	GPM	Press. Drop	Tons	KW	GPM	Press. Drop	Tons	KW	GPM	Press. Drop
ACCR-030-*6D	20	23.2	31.7	60.3	5.2	22.1	32.5	57.5	4.9	21.1	33.3	54.8	4.7
	25	25.6	33.4	66.6	5.0	24.4	34.2	63.5	4.8	23.3	35.1	60.5	4.5
	30	28.1	35.0	72.9	4.9	26.9	36.0	69.7	4.6	25.7	36.8	66.5	4.4
	35	30.7	36.7	79.6	5.1	29.4	37.7	76.1	4.6	28.0	38.7	72.6	4.2
	40	33.4	38.4	86.4	6.2	31.9	39.5	82.6	5.6	30.5	40.6	78.8	5.1
	45	36.1	40.1	88.5	5.2	34.6	41.2	83.0	4.8	33.0	42.4	79.0	4.4
	50	38.9	41.7	93.4	5.9	37.2	43.0	89.3	5.5	35.6	44.2	85.3	5.0
ACCR-050-*6D	20	34.3	42.8	89.3	5.6	32.9	43.8	85.4	5.4	31.4	44.7	81.5	5.1
	25	38.0	45.2	98.6	5.5	36.3	46.3	94.4	5.3	34.8	47.3	90.3	5.0
	30	41.9	47.5	108.7	5.5	40.1	48.7	104.0	5.2	38.3	49.9	99.4	4.9
	35	46.0	49.8	119.1	6.0	44.0	51.2	114.0	5.5	42.1	52.5	109.2	5.0
	40	50.3	52.1	130.1	7.5	48.2	53.6	124.8	6.8	46.2	55.0	119.4	6.2
	45	54.6	54.5	130.8	6.3	52.4	56.1	125.6	5.8	50.2	57.6	120.2	5.4
	50	59.1	56.8	141.8	7.3	56.8	58.5	136.2	6.8	54.4	60.1	130.4	6.2
ACCR-060-*6D	20	44.9	60.5	116.6	6.1	42.9	62.0	111.6	5.8	41.0	63.3	106.5	5.4
	25	49.3	64.0	127.9	6.0	47.2	65.5	122.6	5.7	45.1	66.9	117.2	5.4
	30	54.1	67.3	140.3	6.1	51.8	69.0	134.3	5.7	49.4	70.7	128.0	5.4
	35	58.9	70.8	152.5	6.5	56.5	72.5	146.5	6.0	54.0	74.2	139.9	5.4
	40	63.9	74.3	165.3	7.9	61.3	76.2	158.6	7.2	58.7	77.9	152.0	6.6
	45	69.0	77.9	165.4	6.8	66.2	79.8	158.7	6.3	63.3	81.8	151.8	5.7
	50	74.2	81.5	177.9	7.8	71.2	83.5	170.8	7.2	68.1	85.6	163.3	6.6
ACCR-080-*6D	20	56.8	73.6	147.7	7.2	54.4	75.4	141.5	6.8	52.1	77.0	135.4	6.4
	25	62.7	77.5	162.8	7.3	60.1	79.5	155.9	6.9	57.4	81.4	149.0	6.5
	30	68.9	81.4	178.7	7.5	66.0	83.6	171.1	7.0	63.2	85.6	163.8	6.6
	35	75.5	85.2	195.5	8.8	72.4	87.5	187.6	8.1	69.1	89.8	178.9	7.3
	40	82.2	89.0	212.8	10.7	78.8	91.6	182.4	7.7	75.3	94.0	194.9	8.9
	45	89.4	92.8	214.1	9.2	85.6	95.5	205.1	8.5	81.8	98.2	196.0	7.8
	50	96.7	96.5	231.9	10.7	92.5	99.5	221.9	9.8	88.4	102.3	212.1	9.0

* Placeholder for voltage (C – 208-230/3/60, D – 460/3/60, E – 575/3/60)

Ratings at 40°F leaving fluid and below are based on 35% Propylene Glycol

Ton = 12,000 BTUH

KW = Input power for compressor and condenser fans

Pressure drop = PSig

UNIT PERFORMANCE –DUAL COMPRESSOR R404A

Model Number	Lvg. Fluid Temp. °F	Ambient Temperature											
		95°F				100°F				105°F			
		Tons	KW	GPM	Press. Drop	Tons	KW	GPM	Press. Drop	Tons	KW	GPM	Press. Drop
ACCR-030-*6D	20	20.0	34.0	52.1	4.4	19.0	34.7	49.5	4.2	18.1	35.4	46.9	3.9
	25	22.2	35.9	57.5	4.3	21.1	36.6	54.8	4.0	20.0	37.4	51.9	3.8
	30	24.4	37.7	63.4	4.1	23.2	38.6	60.3	3.9	22.0	39.4	57.1	3.7
	35	26.7	39.7	69.1	4.0	25.4	40.6	65.8	3.8	24.2	41.4	62.7	3.6
	40	29.0	41.6	75.2	4.6	27.6	42.6	71.4	4.1	26.3	43.5	67.9	3.7
	45	31.4	43.5	75.3	4.0	29.9	44.6	71.8	3.6	28.5	45.6	68.3	3.3
	50	33.9	45.4	81.3	4.6	32.3	46.6	77.4	4.2	30.6	47.7	73.5	3.8
ACCR-050-*6D	20	29.8	45.6	77.6	4.8	28.4	46.4	73.7	4.5	26.8	47.1	69.8	4.3
	25	33.1	48.3	86.0	4.7	31.5	49.2	81.8	4.5	29.9	50.0	77.5	4.2
	30	36.5	51.0	94.7	4.7	34.7	52.1	90.1	4.4	32.9	53.0	85.4	4.1
	35	40.3	53.7	104.4	4.7	38.3	54.9	99.1	4.4	36.3	55.9	94.1	4.1
	40	44.0	56.3	114.0	5.6	41.9	57.6	108.4	5.0	39.8	58.8	102.9	4.5
	45	48.0	58.9	115.1	5.0	45.8	60.3	109.6	4.5	43.4	61.7	104.0	4.1
	50	51.9	61.7	124.6	5.7	49.7	63.0	139.2	7.1	47.2	64.5	113.2	4.8
ACCR-060-*6D	20	39.0	64.6	101.5	5.1	37.1	65.8	96.4	4.8	35.1	66.9	91.2	4.5
	25	43.0	68.4	111.6	5.1	40.8	69.7	106.1	4.8	38.7	71.0	100.4	4.5
	30	47.1	72.1	122.2	5.1	44.9	73.6	116.4	4.8	42.4	75.0	110.2	4.5
	35	51.5	75.9	133.4	5.1	48.9	77.6	126.7	4.8	46.3	79.1	119.8	4.4
	40	56.0	79.7	144.9	6.0	53.2	81.5	137.7	5.3	50.4	83.1	130.3	4.7
	45	60.4	83.7	144.7	5.2	57.4	85.5	137.6	4.8	54.6	87.2	130.8	4.3
	50	64.9	87.6	155.7	6.0	61.8	89.5	148.2	5.5	58.5	91.4	140.4	4.9
ACCR-080-*6D	20	49.6	78.6	129.1	6.1	47.1	80.0	122.6	5.7	44.7	81.3	116.3	5.3
	25	54.7	83.1	142.0	6.1	52.1	84.7	135.2	5.7	49.3	86.2	128.1	5.3
	30	60.1	87.6	155.9	6.2	57.1	89.4	148.1	5.8	54.3	91.0	140.7	5.4
	35	65.8	92.0	170.4	6.6	62.6	94.0	162.1	5.9	59.3	96.0	153.5	5.5
	40	71.9	96.3	186.1	8.1	68.2	98.6	176.4	7.2	64.6	100.7	167.2	6.4
	45	78.0	100.7	186.9	7.1	74.1	103.2	177.5	6.4	70.3	105.4	168.4	5.8
	50	84.4	105.0	202.3	8.2	80.1	107.6	192.2	7.4	75.9	110.1	182.1	6.7

* Placeholder for voltage (C – 208-230/3/60, D – 460/3/60, E – 575/3/60)

Ratings at 40°F leaving fluid and below are based on 35% Propylene Glycol

Ton = 12,000 BTUH

KW = Input power for compressor and condenser fans

Pressure drop = PSig

PHYSICAL UNIT SPECIFICATIONS

Chiller Only

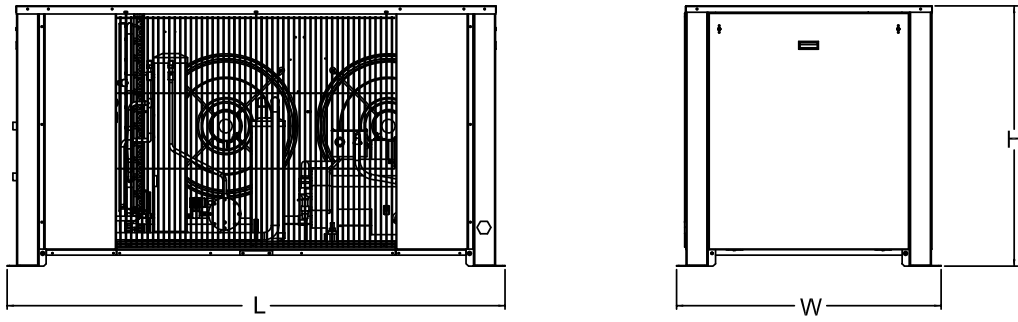
Model Number	Compressor	Length	Width	Height	Unit Diagram	Fluid Connections MPT		Approx. Net Weight
		In.	In.	In.		R407C	R404A	Lbs.
Single Compressor Horizontal Discharge								
ACCZ-005- [^] S	ZB45KCE	82.75	46.75	40.00	1	1"	1"	843
ACCZ-008- [^] S	ZB66KCE	82.75	46.75	40.00	1	1"	1-1/2"	1165
ACCZ-010- [^] S	ZB95KCE	82.75	46.75	40.00	1	1-1/2"	1-1/2"	1374
ACCR-009- [^] S	3DB3R12ME	82.75	46.75	40.00	1	1-1/2"	1-1/2"	1639
ACCR-012- [^] S	3DS3R17ME	91.75	48.75	48.00	1	1-1/2"	1-1/2"	2082
Single Compressor Vertical Discharge								
ACCR-015- [^] S	4DB3R20ME	144.00	45.50	67.25	3	1-1/2"	1-1/2"	2285
ACCR-025- [^] S	6JE-33Y	225.75	45.50	67.25	3	2"	2"	2616
ACCR-030- [^] S	6GE-40Y	280.25	45.50	67.25	3	2"	2-1/2'	3287
ACCR-040- [^] S	6FE-50Y	280.25	45.50	67.25	3	2-1/2'	2-1/2'	3339
Dual Compressor Vertical Discharge								
ACCZ-010- [^] D	ZB45KCE	144.00	45.5	67.25	4	1"	1-1/2'	1940
ACCZ-015- [^] D	ZB66KCE	144.00	45.5	67.25	4	1-1/2"	1-1/2"	2035
ACCZ-020- [^] D	ZB95KCE	144.00	45.5	67.25	4	1-1/2"	2"	2190
ACCR-018- [^] D	3DB3R12ME	144.00	88.00	67.25	4	1-1/2"	2"	3738
ACCR-025- [^] D	3DS3R17ME	144.00	88.00	67.25	4	1-1/2"	2"	3844
ACCR-030- [^] D	4DB3R20ME	144.00	88.00	67.25	4	2"	2"	3990
ACCR-050- [^] D	6JE-33Y	225.75	88.00	67.25	4	2-1/2"	2-1/2'	5220
ACCR-060- [^] D	6GE-40Y	280.25	88.00	67.25	4	2-1/2'	2-1/2'	5894
ACCR-080- [^] D	6FE-50Y	280.25	88.00	67.25	4	2-1/2'	2-1/2'	6200

Chiller with Pump and Tank Option

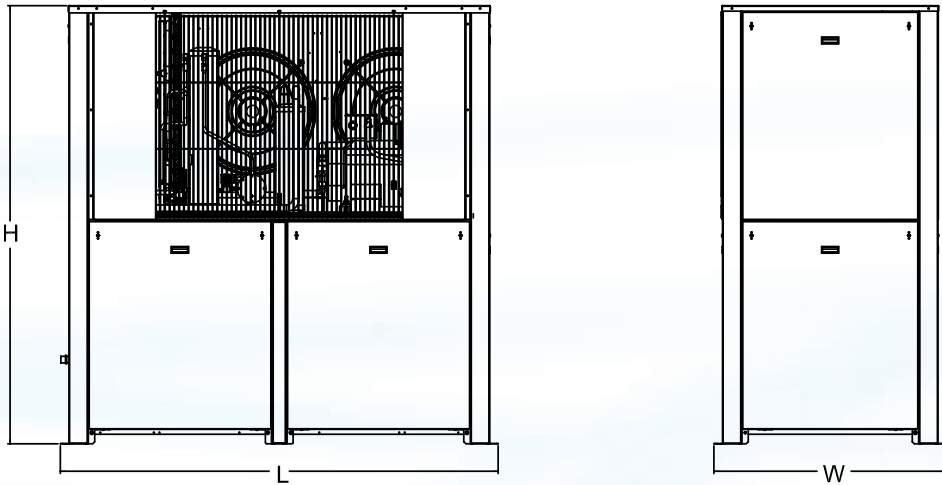
Model Number	Compressor	Length	Width	Height	Unit Diagram	Tank Gal.	Fluid Connections MPT		Approx. Net Weight
		In.	In.	In.			R407C	R404A	Lbs.
Single Compressor Horizontal Discharge with Tank									
ACCZ-005- [^] ST	ZB45KCE	82.75	46.75	76.00	2	59	1"	1"	1288.29
ACCZ-005- [^] ST	ZB66KCE	82.75	46.75	76.00	2	134	1"	1-1/2"	1522.45
ACCZ-010- [^] ST	ZB95KCE	82.75	46.75	76.00	2	134	1-1/2"	1-1/2"	1778.05
ACCR-009- [^] ST	3DB3R12ME	82.75	46.75	76.00	2	134	1-1/2"	1-1/2"	1927.51
ACCR-012- [^] ST	3DS3R17ME	91.75	48.75	92.00	2	134	1-1/2"	1-1/2"	2384.98

DIMENSIONAL DRAWINGS

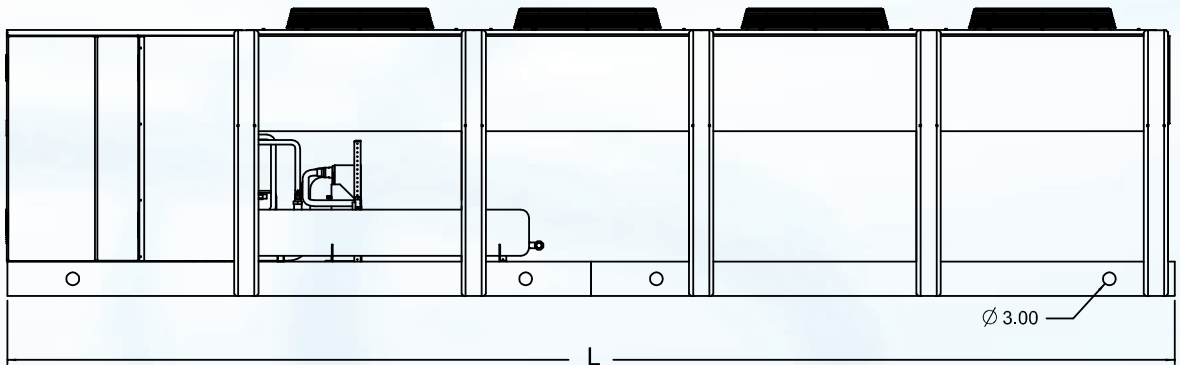
Unit Diagram 1



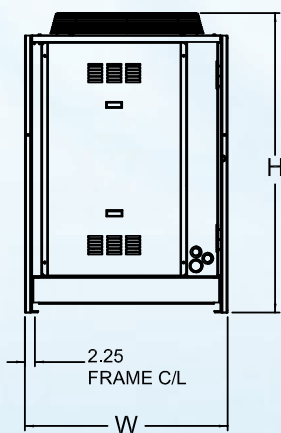
Unit Diagram 2



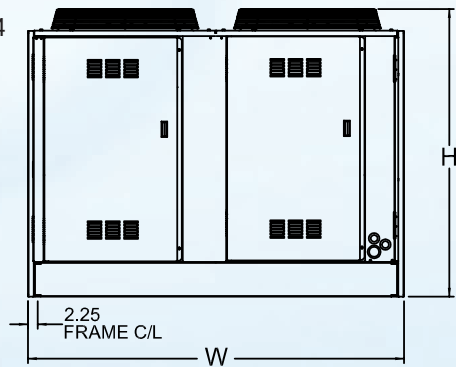
Unit Diagram 3 & 4



Unit Diagram 3



Unit Diagram 4



Unit Electrical Data – Single Compressor

Model Number	Compressor	Compressor			Condenser		Unit		With System Pump			
		Qty	RLA	LRA	No. Fans	FLA	MCA	MOP	Hp	FLA	MCA	MOP
208-230 Volts												
ACCZ-005-C*S	ZB45KCE	1	20.2	156	1	2.7	28	45	1	4.0	32.0	50
ACCZ-008-C*S	ZB66KCE	1	26.9	225	2	5.4	39	60	1	4.0	43.0	60
ACCZ-010-C*S	ZB95KCE	1	47.4	298	2	5.4	64.7	110	2	6.6	71.3	110
ACCR-009-C*S	3DB3R12ME	1	39.1	215	2	5.4	54.3	90	2	6.6	60.9	90
ACCR-012-C*S	3DS3R17ME	1	53.5	275	2	5.4	72.3	125	2	6.6	78.9	125
ACCR-015-C*S	4DB3R20ME	1	64.7	374	2	8.0	88.9	150	2	6.6	95.5	150
ACCR-025-C*S	6JE-33Y	1	100.0	550	3	21.0	146	225	3	9.8	155.8	250
ACCR-030-C*S	6GE-40Y	1	141.0	700	4	28.0	204.3	300	3	9.8	214.1	350
ACCR-040-C*S	6FE-50Y	1	143.6	850	4	28.0	207.5	350	5	14.4	221.9	350
460 Volts												
ACCZ-005-D*S	ZB45KCE	1	9.1	75	1	1.9	15	20	1	2.0	20.0	20
ACCZ-008-D*S	ZB66KCE	1	15.7	114	2	3.8	23.4	35	1	2.0	25.4	40
ACCZ-010-D*S	ZB95KCE	1	23.7	150	2	3.8	33.4	50	2	3.3	36.7	60
ACCR-009-D*S	3DB3R12ME	1	17.9	106	2	3.8	26.2	40	2	3.3	29.5	45
ACCR-012-D*S	3DS3R17ME	1	26.0	138	2	4.4	36.9	60	2	3.3	40.2	60
ACCR-015-D*S	4DB3R20ME	1	32.4	187	2	4.0	44.5	70	2	3.3	47.8	80
ACCR-025-D*S	6JE-33Y	1	50.0	275	3	10.5	73	110	3	4.9	77.9	125
ACCR-030-D*S	6G3-40Y	1	70.5	350	4	14.0	102.1	150	3	4.9	107.0	175
ACCR-040-D*S	6FE-50Y	1	71.8	425	4	14.0	103.8	175	5	7.2	111.0	175
575 Volts												
ACCZ-005-E*S	ZB45KCE	1	7.1	54	1	1.2	15	15	Consult Factory			
ACCZ-008-E*S	ZB66KCE	1	11.2	80	2	2.4	20	25				
ACCZ-010-E*S	ZB95KCE	1	17.3	109	2	2.4	24	40				
ACCR-009-E*S	3DB3R12ME	1	14.8	84	2	2.4	20.9	35				
ACCR-012-E*S	3DS3R17ME	1	21.2	110	2	3.6	30.1	50				
ACCR-015-E*S	4DB3R20ME	1	28.2	135	2	4.6	39.9	60				
ACCR-025-E*S	6JE-33Y	1	39.7	220	3	8.4	58	90				
ACCR-030-E*S	6G3-40Y	1	56.4	280	4	11.2	81.7	125				
ACCR-040-E*S	6FE-50Y	1	57.1	340	4	11.2	82.6	125				

* Placeholder for refrigerant type (6 – R404A, 7 - R407C)

MCA = Minimum circuit ampacity

MOP = Maximum overcurrent protection

Unit Electrical Data – Dual Compressor

Model Number	Compressor	Compressor			Condenser		Unit		With System Pump			
		Qty	RLA	LRA	No. Fans	FLA	MCA	MOP	Hp	FLA	MCA	MOP
208-230 Volts												
ACCZ-010-C*D	ZB45KCE	2	20.2	156	2	8.0	53.5	70	2	6.6	60.1	80
ACCZ-015-C*D	ZB66KCE	2	26.9	225	2	8.0	68.5	90	2	6.6	75.1	100
ACCZ-020-C*D	ZB95KCE	2	47.4	298	2	8.0	114.7	150	3	9.8	124.5	150
ACCR-018-C*D	3DB3R12ME	2	39.1	215	4	16.0	104.0	125	3	9.8	113.8	150
ACCR-025-C*D	3DS3R17ME	2	53.5	275	4	16.0	136.4	175	3	9.8	146.2	175
ACCR-030-C*D	4DB3R20ME	2	64.7	374	4	16.0	161.6	225	3	9.8	171.4	225
ACCR-050-C*D	6JE-33Y	2	100.0	550	6	42.0	267.0	350	5	14.4	281.4	350
ACCR-060-C*D	6GE-40Y	2	141.0	700	8	56.0	373.3	500	7	17.4	390.7	500
ACCR-080-C*D	6FE-50Y	2	143.6	850	8	56.0	379.1	500	10	23.8	402.9	500
460 Volts												
ACCZ-010-D*D	ZB45KCE	2	9.1	75	2	4.0	24.5	30	2	3.3	27.8	35
ACCZ-015-D*D	ZB66KCE	2	15.7	114	2	4.0	39.3	50	2	3.3	42.6	50
ACCZ-020-D*D	ZB95KCE	2	23.7	150	2	4.0	57.3	80	3	4.9	62.2	80
ACCR-018-D*D	3DB3R12ME	2	17.9	106	4	8.0	48.3	60	3	4.9	53.2	70
ACCR-025-D*D	3DS3R17ME	2	26.0	138	4	8.0	66.5	90	3	4.9	71.4	90
ACCR-030-D*D	4DB3R20ME	2	32.4	187	4	8.0	80.9	110	3	4.9	85.8	110
ACCR-050-D*D	6JE-33Y	2	50.0	275	6	21.0	133.5	175	5	7.2	140.7	175
ACCR-060-D*D	6G3-40Y	2	70.5	350	8	28.0	186.6	250	7	8.7	195.3	250
ACCR-080-D*D	6FE-50Y	2	71.8	425	8	28.0	189.6	250	10	11.9	201.5	250
575 Volts												
ACCZ-010-E*D	ZB45KCE	2	7.1	54	2	4.6	20.6	25	Consult Factory			
ACCZ-015-E*D	ZB66KCE	2	11.2	80	2	4.6	29.8	40				
ACCZ-020-E*D	ZB95KCE	2	17.3	109	2	4.6	43.5	60				
ACCR-018-E*D	3DB3R12ME	2	14.8	84	4	9.2	42.5	50				
ACCR-025-E*D	3DS3R17ME	2	21.2	110	4	9.2	56.9	70				
ACCR-030-E*D	4DB3R20ME	2	28.2	135	4	9.2	72.7	100				
ACCR-050-E*D	6JE-33Y	2	39.7	220	6	16.8	106.1	125				
ACCR-060-E*D	6G3-40Y	2	56.4	280	8	22.4	149.3	200				
ACCR-080-E*D	6FE-50Y	2	57.1	340	8	22.4	150.9	200				

* Placeholder for refrigerant type (6 – R404A, 7 - R407C)
MCA = Minimum circuit ampacity
MOP = Maximum overcurrent protection



2175 West Park Place Blvd. · Stone Mountain, GA 30087
Phone: 800.537.7775 · Fax: 770.465.5900
heatcraftpd.com

BOHN

Since product improvement is a continuing effort, we reserve the right to make changes in specifications without notice.

BN-CHILTB | APR 2015