

BOHN

BN-LVCM | JANUARY 2024
Replaces May 2023

LOW VELOCITY CENTER MOUNT EVAPORATOR

Technical Guide
Including models meeting DOE minimum AWEF




TABLE OF CONTENTS

| | |
|-----------|--|
| 3 | Features & Benefits |
| 4 | Outstanding Features |
| 5 | Nomenclature |
| 6 | Preferred Option Packages |
| 7 | Air Defrost |
| 7 | Performance Data |
| 7 | Application Capacity: Air Defrost- 60 Hz |
| 9 | Unit Specifications |
| 10 | Electric Defrost |
| 10 | Performance Data |
| 10 | Application Capacity: Medium Temperature Electric Defrost- 60 Hz |
| 12 | Unit Specifications |
| 13 | Hot Gas Defrost |
| 13 | Performance Data |
| 13 | Application Capacity: Medium Temperature Hot Gas Defrost- 60 Hz |
| 14 | Unit Specifications |
| 15 | Physical Data |
| 17 | Dimensional Drawings |
| 18 | Dimensional Data |
| 19 | DOE Rated AWEF |
| 19 | AWEF Data |
| 19 | Air Defrost |
| 19 | Electric Defrost |
| 20 | Hot Gas Defrost |
| 21 | Hot Gas Defrost Cycle Kits |
| 22 | Replacement Parts |
| 23 | Standard Nozzle Selection |
| 23 | Air Defrost |
| 23 | Electric Defrost |
| 23 | Hot Gas Defrost |



FEATURES & BENEFITS

CABINET

- Low height makes it ideal for low ceiling coolers - all models are only 14.5 inches tall, allowing for maximum headroom and more product storage
- Air moves across the ceiling in both directions providing even air distribution throughout the cooler
- Unit designed to be mounted flush against the ceiling or suspended on rods
- Heavy-gauge grained aluminum cabinet cleans easily and looks attractive
- Cabinet design features improved access panels on each end for easy access to electrical and refrigeration components
- Captive stainless steel screws for easy service which prevent dropping/loss and prevent rust streaks or staining
- Improved wire management and routing
- Quick disconnect, waterproof plug and receptacle for each motor in all models
- Molded fan guard is made of strong, durable, NSF and UL Sanitation rated lightweight and damage resistant plastic material
- Liquid line solenoid wire harness is factory-installed for quick installation

COIL

- High-efficiency aluminum fins with full collars cover mechanically expanded copper tubes
- Coils are dehydrated and sealed at the factory
- Electric defrost models incorporate high quality tubular heaters and a standard fixed defrost termination thermostat
- Generous coil surface gives proper compressor balance
- Internally enhanced tubing and fin design for higher efficiency
- Optimized heater placement with reduced heater wattages
- Fixed defrost termination for electric

DRAIN PAN

- Hinged drain pan for faster, easier and safer access and serviceability
- Tapered mounting provides proper slope for condensate drainage to one end of the unit
- Double drain pan eliminates drain pan sweating

MOTOR

- Motor rail is design for maximum strength and durability
- Motors are life lubricated and thermal overload protected
- 2 Speed EC Motors are factory-installed

CONTROL OPTIONS

- intelliGen™ Refrigeration Controller (IRC) units come with a factory mounted controller, tested and calibrated with an electronic expansion valve, pressure transducer, temperature sensors, control board and user interface. Standard features include Door Sensor, Product Load Input and Alarm Output.
- Optional factory or field installable intelliGen Webserver Card (iWC) enables local and remote monitoring on any phone, tablet or PC.
- Optional factory or field installable intelliGen Integration Card (iIC) enables connectivity to BACnet and Modbus.

OTHER OPTIONS

- Units available with stainless steel housing and drain pan
- Air defrost units are available with various coil coatings options

OUTSTANDING FEATURES




Improved **wire management** and routing

Easily removable end access panel with captive fasteners

2 Speed EC motor standard

Optional IntelliGen™ Refrigeration Controller

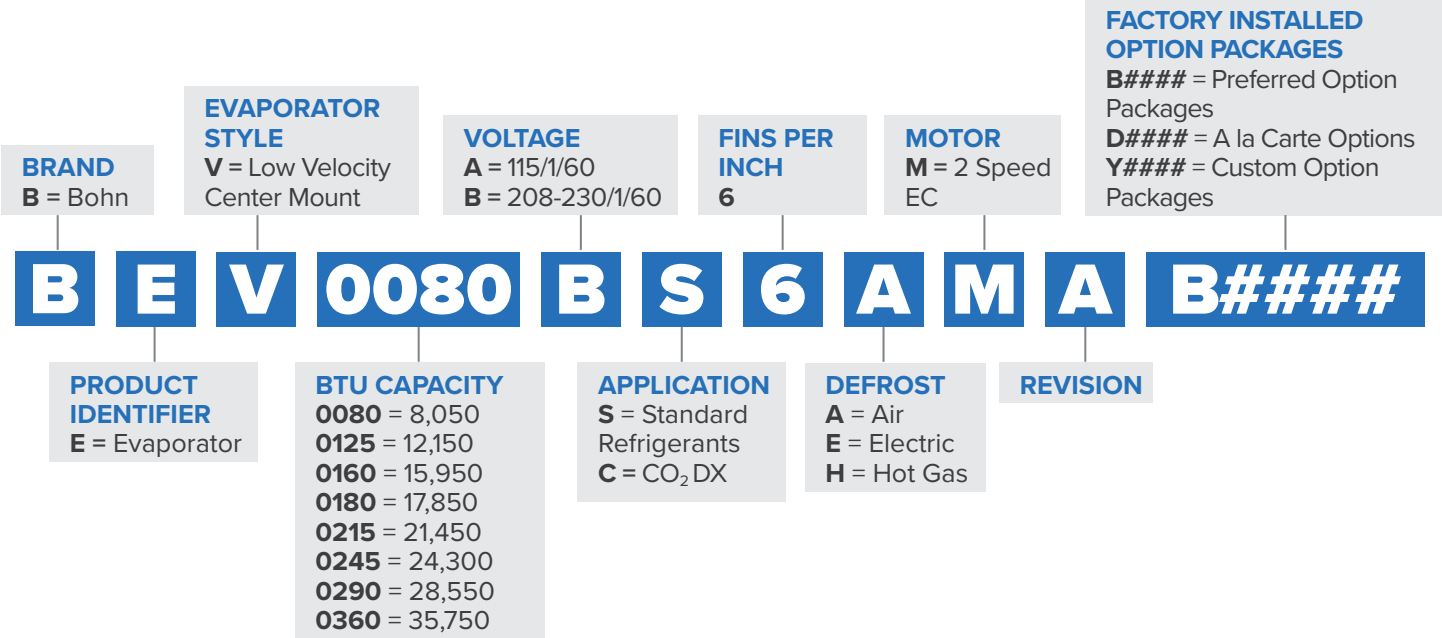


Improved coil configuration

Hinged drain pan

Stucco finish

NOMENCLATURE



PREFERRED OPTION PACKAGES

(HFC Refrigerants)

| Preferred Options | Package Description |
|--|---|
| B0000 | Standard Base |
| Standard Base + indicated options below | |
| B0200 | intelliGen™ Refrigeration Controller (R-404A/R-448A/R-449A) |
| B0201 | intelliGen™ Refrigeration Controller (R-407A/C/F) |

PREFERRED OPTION PACKAGES

(CO₂ DX)

| Package | Description (standard base model features + indicated options below) |
|------------------------|---|
| B0500 Standard Base | Danfoss EEV (120V) with 1/4" MPT Transducer Connection (Pressure Transducer not included) |
| B0501 | Danfoss EEV (120V) with 1/4" MPT Transducer Connection (Pressure Transducer not included) + Filter Drier |
| B0502 | Sporlan EEV (120V) with 1/4" MPT Transducer Connection (Pressure Transducer not included) + Filter Drier |
| B0503 | Danfoss EEV (120V) with Danfoss Pressure Transducer |
| B0504 | Danfoss EEV (120V) with Danfoss Pressure Transducer + Filter Drier |
| B0505 | Danfoss EEV (120V) with CPC Pressure Transducer |
| B0506 | Danfoss EEV (120V) with CPC Pressure Transducer + Filter Drier |
| B0507 | Sporlan EEV (120V) with Microthermo Pressure Transducer + Filter Drier |

PERFORMANCE DATA

Application Capacity: Air Defrost- 60 Hz

Please consult AWEF table on page 19 to confirm model meets DOE minimum AWEF

| New Model | Legacy Model | R-404A/R-507A | | R-448A/R-449A | | Fan Data | | |
|---------------|--------------|-----------------------------------|----------------|-----------------------------------|----------------|-------------|-------|------------------|
| | | Application Capacity ¹ | | Application Capacity ¹ | | | | |
| | | 10°F TD/25°F SST | 6°C TD/4°C SST | 10°F TD/25°F SST | 6°C TD/4°C SST | No. of Fans | CFM | m ³ H |
| | | BTUH | Watts | BTUH | Watts | | | |
| BEV0055*S6AMA | WK050 | 5,000 | 1,465 | 5,500 | 1,612 | 1 | 725 | 1,232 |
| BEV0080*S6AMA | WK075 | 7,500 | 2,198 | 8,400 | 2,461 | 1 | 725 | 1,232 |
| BEV0125*S6AMA | WK100 | 10,000 | 2,930 | 11,600 | 3,399 | 2 | 1,450 | 2,464 |
| BEV0160*S6AMA | WK130 | 13,000 | 3,809 | 14,300 | 4,190 | 2 | 1,450 | 2,464 |
| BEV0180*S6AMA | WK155‡ | 15,500 | 4,542 | 17,360 | 5,086 | 3 | 2,175 | 3,695 |
| BEV0215*S6AMA | WK180 | 18,000 | 5,274 | 20,880 | 6,118 | 3 | 2,175 | 3,695 |
| BEV0245*S6AMA | WK210 | 21,000 | 6,153 | 23,940 | 7,014 | 4 | 2,900 | 4,927 |
| BEV0290*S6AMA | WK270 | 27,000 | 7,911 | 31,860 | 9,335 | 4 | 2,900 | 4,927 |
| BEV0360*S6AMA | WK340 | 34,000 | 9,962 | 40,120 | 11,755 | 5 | 3,625 | 6,159 |

| New Model | Legacy Model | R-407A/R-407F | | R-407C | | Fan Data | | |
|---------------|--------------|-----------------------------------|----------------|-----------------------------------|----------------|-------------|-------|------------------|
| | | Application Capacity ¹ | | Application Capacity ¹ | | | | |
| | | 10°F TD/25°F SST | 6°C TD/4°C SST | 10°F TD/25°F SST | 6°C TD/4°C SST | No. of Fans | CFM | m ³ H |
| | | BTUH | Watts | BTUH | Watts | | | |
| BEV0055*S6AMA | WK050 | 5,500 | 1,612 | 5,500 | 1,612 | 1 | 725 | 1,232 |
| BEV0080*S6AMA | WK075 | 8,400 | 2,461 | 8,400 | 2,461 | 1 | 725 | 1,232 |
| BEV0125*S6AMA | WK100 | 11,600 | 3,399 | 11,600 | 3,399 | 2 | 1,450 | 2,464 |
| BEV0160*S6AMA | WK130 | 14,300 | 4,190 | 14,300 | 4,190 | 2 | 1,450 | 2,464 |
| BEV0180*S6AMA | WK155‡ | 17,360 | 5,086 | 17,360 | 5,086 | 3 | 2,175 | 3,695 |
| BEV0215*S6AMA | WK180 | 20,880 | 6,118 | 20,880 | 6,118 | 3 | 2,175 | 3,695 |
| BEV0245*S6AMA | WK210 | 23,940 | 7,014 | 23,940 | 7,014 | 4 | 2,900 | 4,927 |
| BEV0290*S6AMA | WK270 | 31,860 | 9,335 | 31,860 | 9,335 | 4 | 2,900 | 4,927 |
| BEV0360*S6AMA | WK340 | 40,120 | 11,755 | 40,120 | 11,755 | 5 | 3,625 | 6,159 |

Notes:

¹ = Capacities shown are Application Capacities reflecting nominal operation at 10°F TD. For models within the scope of the DOE AWEF (Annual Walk-in Energy Factor) standard, the Net Capacity is determined by the AHRI 1250 test method. DOE will publish this compliance data at www.regulations.doe.gov

* = Electrical Code Designator (see Nomenclature details)

‡ = Number of fans increases from 2 in legacy to 3 in new model

Net Capacity is available upon request

PERFORMANCE DATA

Application Capacity: Air Defrost- 60 Hz

Please consult AWEF table on page 19 to confirm model meets DOE minimum AWEF

| New Model | Legacy Model | CO ₂ DX | | Fan Data | | |
|---------------|--------------|-----------------------------------|----------------|-------------|-------|------------------|
| | | Application Capacity ¹ | | | | |
| | | 10°F TD/25°F SST | 6°C TD/4°C SST | No. of Fans | CFM | m ³ H |
| | | BTUH | Watts | | | |
| BEV0055*C6A^A | WKAY050 | 5,500 | 1,612 | 1 | 725 | 1,232 |
| BEV0080*C6A^A | WKAY075 | 8,400 | 2,462 | 1 | 725 | 1,232 |
| BEV0125*C6A^A | WKAY100 | 11,600 | 3,400 | 2 | 1,450 | 2,464 |
| BEV0160*C6A^A | WKAY130 | 14,300 | 4,191 | 2 | 1,450 | 2,464 |
| BEV0180*C6A^A | WKAY155 | 17,360 | 5,088 | 3 | 2,175 | 3,695 |
| BEV0215*C6A^A | WKAY180 | 20,880 | 6,119 | 3 | 2,175 | 3,695 |
| BEV0245*C6A^A | WKAY210 | 23,940 | 7,016 | 4 | 2,900 | 4,927 |
| BEV0290*C6A^A | WKAY270 | 31,860 | 9,337 | 4 | 2,900 | 4,927 |
| BEV0360*C6A^A | WKAY340 | 40,120 | 11,758 | 5 | 3,625 | 6,159 |

Notes:

¹ = Capacities shown are Application Capacities reflecting nominal operation at 10°F TD. For models within the scope of the DOE AWEF (Annual Walk-in Energy Factor) standard, the Net Capacity is determined by the AHRI 1250 test method. DOE will publish this compliance data at www.regulations.doe.gov

* = Electrical Code Designator (see Nomenclature details)

‡ = Number of fans increases from 2 in legacy to 3 in new model

Net Capacity is available upon request

± = Refrigerant Designator (see Nomenclature details)

SPECIFICATIONS

Air Defrost- 60 Hz

Please consult AWEF table on page 19 to confirm model meets DOE minimum AWEF

| New Model | HP | 2 Speed EC Motor | | | | | | | |
|---------------|------|------------------|-------|-----|------|--------------|-------|-----|------|
| | | 115/1/60 | | | | 208-230/1/60 | | | |
| | | Amps | Watts | MCA | MOPD | Amps | Watts | MCA | MOPD |
| BEV0055*±6AMA | 1/20 | 0.8 | 55 | 1.1 | 20 | 0.4 | 55 | 0.6 | 15 |
| BEV0080*±6AMA | 1/20 | 0.8 | 55 | 1.1 | 20 | 0.4 | 55 | 0.6 | 15 |
| BEV0125*±6AMA | 1/20 | 1.7 | 110 | 2.0 | 20 | 0.8 | 110 | 1.1 | 15 |
| BEV0160*±6AMA | 1/20 | 1.7 | 110 | 2.0 | 20 | 0.8 | 110 | 1.1 | 15 |
| BEV0180*±6AMA | 1/20 | 2.5 | 165 | 2.9 | 20 | 1.3 | 165 | 1.6 | 15 |
| BEV0215*±6AMA | 1/20 | 2.5 | 165 | 2.9 | 20 | 1.3 | 165 | 1.6 | 15 |
| BEV0245*±6AMA | 1/20 | 3.4 | 220 | 3.8 | 20 | 1.7 | 220 | 2.1 | 15 |
| BEV0290*±6AMA | 1/20 | 3.4 | 220 | 3.8 | 20 | 1.7 | 220 | 2.1 | 15 |
| BEV0360*±6AMA | 1/20 | 4.2 | 275 | 4.7 | 20 | 2.1 | 275 | 2.6 | 15 |

Notes:

* = Electrical Code Designator (see Nomenclature details)

± = Refrigerant Designator (see Nomenclature details)

PERFORMANCE DATA

Application Capacity: Medium Temperature Electric Defrost- 60 Hz

Please consult AWEF table on page 19 to confirm model meets DOE minimum AWEF

| New Model | Legacy Model | R-404A/R-507A | | R-448A/R-449A | | Fan Data | | |
|---------------|---------------------|-----------------------------------|----------------|-----------------------------------|----------------|-------------|-------|------------------|
| | | Application Capacity ¹ | | Application Capacity ¹ | | | | |
| | | 10°F TD/25°F SST | 6°C TD/4°C SST | 10°F TD/25°F SST | 6°C TD/4°C SST | No. of Fans | CFM | m ³ H |
| | | BTUH | Watts | BTUH | Watts | | | |
| BEV0055BS6EMA | WKE050 | 5,000 | 1,465 | 5,500 | 1,612 | 1 | 725 | 1,232 |
| BEV0080BS6EMA | WKE075 | 7,500 | 2,198 | 8,400 | 2,461 | 1 | 725 | 1,232 |
| BEV0125BS6EMA | WKE100 | 10,000 | 2,930 | 11,600 | 3,399 | 2 | 1,450 | 2,464 |
| BEV0160BS6EMA | WKE130 | 13,000 | 3,809 | 14,300 | 4,190 | 2 | 1,450 | 2,464 |
| BEV0180BS6EMA | WKE155 [‡] | 15,500 | 4,542 | 17,360 | 5,086 | 3 | 2,175 | 3,695 |
| BEV0215BS6EMA | WKE180 | 18,000 | 5,274 | 20,880 | 6,118 | 3 | 2,175 | 3,695 |
| BEV0245BS6EMA | WKE210 | 21,000 | 6,153 | 23,940 | 7,014 | 4 | 2,900 | 4,927 |
| BEV0290BS6EMA | WKE270 | 27,000 | 7,911 | 31,860 | 9,335 | 4 | 2,900 | 4,927 |
| BEV0360BS6EMA | WKE340 | 34,000 | 9,962 | 40,120 | 11,755 | 5 | 3,625 | 6,159 |

| New Model | Legacy Model | R-407A/R-407F | | R-407C | | Fan Data | | |
|---------------|---------------------|-----------------------------------|----------------|-----------------------------------|----------------|-------------|-------|------------------|
| | | Application Capacity ¹ | | Application Capacity ¹ | | | | |
| | | 10°F TD/25°F SST | 6°C TD/4°C SST | 10°F TD/25°F SST | 6°C TD/4°C SST | No. of Fans | CFM | m ³ H |
| | | BTUH | Watts | BTUH | Watts | | | |
| BEV0055BS6EMA | WKE050 | 5,500 | 1,612 | 5,500 | 1,612 | 1 | 725 | 1,232 |
| BEV0080BS6EMA | WKE075 | 8,400 | 2,461 | 8,400 | 2,461 | 1 | 725 | 1,232 |
| BEV0125BS6EMA | WKE100 | 11,600 | 3,399 | 11,600 | 3,399 | 2 | 1,450 | 2,464 |
| BEV0160BS6EMA | WKE130 | 14,300 | 4,190 | 14,300 | 4,190 | 2 | 1,450 | 2,464 |
| BEV0180BS6EMA | WKE155 [‡] | 17,360 | 5,086 | 17,360 | 5,086 | 3 | 2,175 | 3,695 |
| BEV0215BS6EMA | WKE180 | 20,880 | 6,118 | 20,880 | 6,118 | 3 | 2,175 | 3,695 |
| BEV0245BS6EMA | WKE210 | 23,940 | 7,014 | 23,940 | 7,014 | 4 | 2,900 | 4,927 |
| BEV0290BS6EMA | WKE270 | 31,860 | 9,335 | 31,860 | 9,335 | 4 | 2,900 | 4,927 |
| BEV0360BS6EMA | WKE340 | 40,120 | 11,755 | 40,120 | 11,755 | 5 | 3,625 | 6,159 |

Notes:
¹ = Capacities shown are Application Capacities reflecting nominal operation at 10°F TD. For models within the scope of the DOE AWEF (Annual Walk-in Energy Factor) standard, the Net Capacity is determined by the AHRI 1250 test method. DOE will publish this compliance data at www.regulations.doe.gov
^{*} = Electrical Code Designator (see Nomenclature details)
[‡] = Number of fans increases from 2 in legacy to 3 in new model
 Net Capacity is available upon request

PERFORMANCE DATA

Application Capacity: Medium Temperature Electric Defrost- 60 Hz

Please consult AWEF table on page 19 to confirm model meets DOE minimum AWEF

| New Model | Legacy Model | CO ₂ DX | | Fan Data | | |
|---------------|--------------|-----------------------------------|----------------|-------------|-------|------------------|
| | | Application Capacity ¹ | | | | |
| | | 10°F TD/25°F SST | 6°C TD/4°C SST | No. of Fans | CFM | m ³ H |
| | | BTUH | Watts | | | |
| BEV0055*C6E^A | WKEY050 | 5,500 | 1,612 | 1 | 725 | 1,232 |
| BEV0080*C6E^A | WKEY075 | 8,400 | 2,462 | 1 | 725 | 1,232 |
| BEV0125*C6E^A | WKEY100 | 11,600 | 3,400 | 2 | 1,450 | 2,464 |
| BEV0160*C6E^A | WKEY130 | 14,300 | 4,191 | 2 | 1,450 | 2,464 |
| BEV0180*C6E^A | WKEY155 | 17,360 | 5,088 | 3 | 2,175 | 3,695 |
| BEV0215*C6E^A | WKEY180 | 20,880 | 6,119 | 3 | 2,175 | 3,695 |
| BEV0245*C6E^A | WKEY210 | 23,940 | 7,016 | 4 | 2,900 | 4,927 |
| BEV0290*C6E^A | WKEY270 | 31,860 | 9,337 | 4 | 2,900 | 4,927 |
| BEV0360*C6E^A | WKEY340 | 40,120 | 11,758 | 5 | 3,625 | 6,159 |

Notes:

¹ = Capacities shown are Application Capacities reflecting nominal operation at 10°F TD. For models within the scope of the DOE AWEF (Annual Walk-in Energy Factor) standard, the Net Capacity is determined by the AHRI 1250 test method. DOE will publish this compliance data at www.regulations.doe.gov

* = Electrical Code Designator (see Nomenclature details)

‡ = Number of fans increases from 2 in legacy to 3 in new model

Net Capacity is available upon request

± = Refrigerant Designator (see Nomenclature details)

SPECIFICATIONS

Electric Defrost- 60 Hz

Please consult AWEF table on page 19 to confirm model meets DOE minimum AWEF

| New Model | HP | 2 Speed EC Motor | | | | Defrost Heaters | |
|---------------|------|------------------|-------|-----|------|-----------------|------------|
| | | 208-230/1/60 | | | | | |
| | | Amps | Watts | MCA | MOPD | Watts | Total Amps |
| BEV0055B±6EMA | 1/20 | 0.4 | 55 | 0.6 | 15 | 1,600 | 7.0 |
| BEV0080B±6EMA | 1/20 | 0.4 | 55 | 0.6 | 15 | 1,600 | 7.0 |
| BEV0125B±6EMA | 1/20 | 0.8 | 55 | 1.1 | 15 | 2,800 | 12.2 |
| BEV0160B±6EMA | 1/20 | 0.8 | 110 | 1.1 | 15 | 2,800 | 12.2 |
| BEV0180B±6EMA | 1/20 | 1.3 | 110 | 1.1 | 15 | 4,000 | 17.0 |
| BEV0215B±6EMA | 1/20 | 1.3 | 165 | 1.6 | 15 | 4,000 | 17.4 |
| BEV0245B±6EMA | 1/20 | 1.7 | 165 | 2.1 | 15 | 5,200 | 22.6 |
| BEV0290B±6EMA | 1/20 | 1.7 | 220 | 2.1 | 15 | 5,200 | 22.6 |
| BEV0360B±6EMA | 1/20 | 2.1 | 220 | 2.6 | 15 | 7,000 | 30.4 |

Notes:

± = Refrigerant Designator (see Nomenclature details)

PERFORMANCE DATA

Application Capacity: Medium Temperature Hot Gas Defrost- 60 Hz

Please consult AWEF table on page 20 to confirm model meets DOE minimum AWEF

| New Model | Legacy Model | R-404A/R-507A | | R-448A/R-449A | | Fan Data | | |
|---------------|--------------|-----------------------------------|----------------|-----------------------------------|----------------|-------------|-------|------------------|
| | | Application Capacity ¹ | | Application Capacity ¹ | | | | |
| | | 10°F TD/25°F SST | 6°C TD/4°C SST | 10°F TD/25°F SST | 6°C TD/4°C SST | No. of Fans | CFM | m ³ H |
| | | BTUH | Watts | BTUH | Watts | | | |
| BEV0080*S6HMA | NA | 7,500 | 2,198 | 8,400 | 2,461 | 1 | 725 | 1,232 |
| BEV0125*S6HMA | WKG100 | 10,000 | 2,930 | 11,600 | 3,399 | 2 | 1,450 | 2,464 |
| BEV0160*S6HMA | WKG130 | 13,000 | 3,809 | 14,300 | 4,190 | 2 | 1,450 | 2,464 |
| BEV0180*S6HMA | WKG155† | 15,500 | 4,542 | 17,360 | 5,086 | 3 | 2,175 | 3,695 |
| BEV0215*S6HMA | WKG180 | 18,000 | 5,274 | 20,880 | 6,118 | 3 | 2,175 | 3,695 |
| BEV0245*S6HMA | WKG210 | 21,000 | 6,153 | 23,940 | 7,014 | 4 | 2,900 | 4,927 |
| BEV0290*S6HMA | WKG270 | 27,000 | 7,911 | 31,860 | 9,335 | 4 | 2,900 | 4,927 |
| BEV0360*S6HMA | WKG340 | 34,000 | 9,962 | 40,120 | 11,755 | 5 | 3,625 | 6,159 |

| New Model | Legacy Model | R-407A/R-407F | | R-407C | | Fan Data | | |
|---------------|--------------|-----------------------------------|----------------|-----------------------------------|----------------|-------------|-------|------------------|
| | | Application Capacity ¹ | | Application Capacity ¹ | | | | |
| | | 10°F TD/25°F SST | 6°C TD/4°C SST | 10°F TD/25°F SST | 6°C TD/4°C SST | No. of Fans | CFM | m ³ H |
| | | BTUH | Watts | BTUH | Watts | | | |
| BEV0080*S6HMA | NA | 8,400 | 2,461 | 8,400 | 2,461 | 1 | 725 | 1,232 |
| BEV0125*S6HMA | WKG100 | 11,600 | 3,399 | 11,600 | 3,399 | 2 | 1,450 | 2,464 |
| BEV0160*S6HMA | WKG130 | 14,300 | 4,190 | 14,300 | 4,190 | 2 | 1,450 | 2,464 |
| BEV0180*S6HMA | WKG155† | 17,360 | 5,086 | 17,360 | 5,086 | 3 | 2,175 | 3,695 |
| BEV0215*S6HMA | WKG180 | 20,880 | 6,118 | 20,880 | 6,118 | 3 | 2,175 | 3,695 |
| BEV0245*S6HMA | WKG210 | 23,940 | 7,014 | 23,940 | 7,014 | 4 | 2,900 | 4,927 |
| BEV0290*S6HMA | WKG270 | 31,860 | 9,335 | 31,860 | 9,335 | 4 | 2,900 | 4,927 |
| BEV0360*S6HMA | WKG340 | 40,120 | 11,755 | 40,120 | 11,755 | 5 | 3,625 | 6,159 |

Notes:

¹ = Capacities shown are Application Capacities reflecting nominal operation at 10°F TD. For models within the scope of the DOE AWEF (Annual Walk-in Energy Factor) standard, the Net Capacity is determined by the AHRI 1250 test method. DOE will publish this compliance data at www.regulations.doe.gov

* = Electrical Code Designator (see Nomenclature details)

† = Number of fans increases from 2 in legacy to 3 in new model

Net Capacity is available upon request

SPECIFICATIONS

Hot Gas Defrost- 60 Hz

Please consult AWEF table on page 20 to confirm model meets DOE minimum AWEF

| New Model | HP | 2-Speed EC Motor | | | | Drain Pan Heaters | |
|---------------|------|------------------|-------|-----|------|-------------------|------------|
| | | 115/1/60 | | | | Watts | 115/1/60 |
| | | Amps | Watts | MCA | MOPD | | Total Amps |
| BEV0080*S6HMA | 1/20 | 0.8 | 55 | 1.1 | 20 | 200 | 1.7 |
| BEV0125*S6HMA | 1/20 | 1.7 | 110 | 2.0 | 20 | 350 | 3 |
| BEV0160*S6HMA | 1/20 | 1.7 | 110 | 2.0 | 20 | 350 | 3 |
| BEV0180*S6HMA | 1/20 | 2.5 | 165 | 2.9 | 20 | 500 | 4 |
| BEV0215*S6HMA | 1/20 | 2.5 | 165 | 2.9 | 20 | 500 | 4 |
| BEV0245*S6HMA | 1/20 | 3.4 | 220 | 3.8 | 20 | 650 | 6 |
| BEV0290*S6HMA | 1/20 | 3.4 | 220 | 3.8 | 20 | 650 | 6 |
| BEV0360*S6HMA | 1/20 | 4.2 | 275 | 4.7 | 20 | 875 | 8 |

| New Model | HP | 2-Speed EC Motor | | | | Drain Pan Heaters | |
|---------------|------|------------------|-------|-----|------|-------------------|--------------|
| | | 208-230/1/60 | | | | Watts | 208-230/1/60 |
| | | Amps | Watts | MCA | MOPD | | Total Amps |
| BEV0080*S6HMA | 1/20 | 0.4 | 55 | 0.6 | 15 | 200 | 0.9 |
| BEV0125*S6HMA | 1/20 | 0.8 | 110 | 1.1 | 15 | 350 | 1.5 |
| BEV0160*S6HMA | 1/20 | 0.8 | 110 | 1.1 | 15 | 350 | 1.5 |
| BEV0180*S6HMA | 1/20 | 1.3 | 165 | 1.6 | 15 | 500 | 2.2 |
| BEV0215*S6HMA | 1/20 | 1.3 | 165 | 1.6 | 15 | 500 | 2.2 |
| BEV0245*S6HMA | 1/20 | 1.7 | 220 | 2.1 | 15 | 650 | 2.8 |
| BEV0290*S6HMA | 1/20 | 1.7 | 220 | 2.1 | 15 | 650 | 2.8 |
| BEV0360*S6HMA | 1/20 | 2.1 | 275 | 2.6 | 15 | 875 | 3.8 |

Notes:

* = Electrical Code Designator (see Nomenclature details)

PHYSICAL DATA

Air Defrost (R-404A/R-507A, R-448A/R-449A, R-407A/R-407F, R-407C)

| Model | No. of Fans | Coil Inlet OD | Suction OD | Equalizer OD | Drain MPT | Approx. Net Weight | |
|---------------|-------------|---------------|------------|--------------|-----------|--------------------|-----|
| | | | | | | lb | kg |
| BEV0055*S6AMA | 1 | 1/2 | 1 - 3/8 | 1/4 | 3/4 | 84 | 38 |
| BEV0080*S6AMA | 1 | 1/2 | 1 - 3/8 | 1/4 | 3/4 | 84 | 38 |
| BEV0125*S6AMA | 2 | 1/2 | 1 - 3/8 | 1/4 | 3/4 | 117 | 53 |
| BEV0160*S6AMA | 2 | 1 - 1/8 | 1 - 3/8 | 1/4 | 3/4 | 164 | 74 |
| BEV0180*S6AMA | 3 | 1 - 1/8 | 1 - 3/8 | 1/4 | 3/4 | 179 | 81 |
| BEV0215*S6AMA | 3 | 1 - 1/8 | 1 - 3/8 | 1/4 | 3/4 | 192 | 87 |
| BEV0245*S6AMA | 4 | 1 - 1/8 | 1 - 3/8 | 1/4 | 3/4 | 232 | 105 |
| BEV0290*S6AMA | 4 | 1 - 1/8 | 1 - 3/8 | 1/4 | 3/4 | 240 | 109 |
| BEV0360*S6AMA | 5 | 1 - 1/8 | 1 - 3/8 | 1/4 | 3/4 | 291 | 132 |

Air Defrost (CO₂ DX)

| Model | No. of Fans | Coil Inlet ² | Suction OD ² | Drain MPT | Approx. Net Weight | |
|---------------|-------------|-------------------------|-------------------------|-----------|--------------------|-----|
| | | | | | lb | kg |
| BEV0055*C6AMA | 1 | 3/8 | 3/8 | 3/4 | 84 | 38 |
| BEV0080*C6AMA | 1 | 3/8 | 3/8 | 3/4 | 84 | 38 |
| BEV0125*C6AMA | 2 | 3/8 | 3/8 | 3/4 | 117 | 53 |
| BEV0160*C6AMA | 2 | 3/8 | 3/8 | 3/4 | 164 | 74 |
| BEV0180*C6AMA | 3 | 3/8 | 3/8 | 3/4 | 179 | 81 |
| BEV0215*C6AMA | 3 | 3/8 | 3/8 | 3/4 | 192 | 87 |
| BEV0245*C6AMA | 4 | 3/8 | 1/2 | 3/4 | 232 | 105 |
| BEV0290*C6AMA | 4 | 3/8 | 1/2 | 3/4 | 240 | 109 |
| BEV0360*C6AMA | 5 | 1/2 | 1/2 | 3/4 | 291 | 132 |

Notes:

* = Electrical Code Designator (see Nomenclature details)

All connections are in “

² = Connection sizes may vary, if TD is lesser or greater than 10°F

PHYSICAL DATA

Electric Defrost (R-404A/R-507A, R-448A/R-449A, R-407A/R-407F, R-407C)

| Model | No. of Fans | Coil Inlet OD | Suction OD | Equalizer OD | Drain MPT | Approx. Net Weight | |
|---------------|-------------|---------------|------------|--------------|-----------|--------------------|-----|
| | | | | | | lb | kg |
| BEV0055BS6EMA | 1 | 1/2 | 1 - 3/8 | 1/4 | 3/4 | 90 | 41 |
| BEV0080BS6EMA | 1 | 1/2 | 1 - 3/8 | 1/4 | 3/4 | 90 | 41 |
| BEV0125BS6EMA | 2 | 1/2 | 1 - 3/8 | 1/4 | 3/4 | 124 | 56 |
| BEV0160BS6EMA | 2 | 1 - 1/8 | 1 - 3/8 | 1/4 | 3/4 | 180 | 82 |
| BEV0180BS6EMA | 3 | 1 - 1/8 | 1 - 3/8 | 1/4 | 3/4 | 185 | 84 |
| BEV0215BS6EMA | 3 | 1 - 1/8 | 1 - 3/8 | 1/4 | 3/4 | 189 | 86 |
| BEV0245BS6EMA | 4 | 1 - 1/8 | 1 - 3/8 | 1/4 | 3/4 | 244 | 111 |
| BEV0290BS6EMA | 4 | 1 - 1/8 | 1 - 3/8 | 1/4 | 3/4 | 250 | 113 |
| BEV0360BS6EMA | 5 | 1 - 3/8 | 1 - 3/8 | 1/4 | 3/4 | 300 | 136 |

Electric Defrost (CO₂ DX)

| Model | No. of Fans | Coil Inlet ² | Suction ² | Drain MPT | Approx. Net Weight | |
|---------------|-------------|-------------------------|----------------------|-----------|--------------------|-----|
| | | | | | lb | kg |
| BEV0055*C6EMA | 1 | 3/8 | 3/8 | 3/4 | 90 | 41 |
| BEV0080*C6EMA | 1 | 3/8 | 3/8 | 3/4 | 90 | 41 |
| BEV0125*C6EMA | 2 | 3/8 | 3/8 | 3/4 | 124 | 56 |
| BEV0160*C6EMA | 2 | 3/8 | 3/8 | 3/4 | 180 | 82 |
| BEV0180*C6EMA | 3 | 3/8 | 3/8 | 3/4 | 185 | 84 |
| BEV0215*C6EMA | 3 | 3/8 | 3/8 | 3/4 | 189 | 86 |
| BEV0245*C6EMA | 4 | 3/8 | 1/2 | 3/4 | 244 | 111 |
| BEV0290*C6EMA | 4 | 3/8 | 1/2 | 3/4 | 250 | 113 |
| BEV0360*C6EMA | 5 | 3/8 | 1/2 | 3/4 | 300 | 136 |

Hot Gas Defrost

| Model | No. of Fans | Coil Inlet OD | Suction OD | Equalizer OD | Drain MPT | Side Port OD | Approx. Net Weight | |
|---------------|-------------|---------------|------------|--------------|-----------|--------------|--------------------|-----|
| | | | | | | | lb | kg |
| BEV0080*S6HMA | 1 | 3/8 | 1 - 3/8 | 1/4 | 3/4 | 0.5 | 90 | 41 |
| BEV0125*S6HMA | 2 | 1/2 | 1 - 3/8 | 1/4 | 3/4 | 0.5 | 148 | 67 |
| BEV0160*S6HMA | 2 | 1 - 1/8 | 1 - 3/8 | 1/4 | 3/4 | 0.625 | 176 | 80 |
| BEV0180*S6HMA | 3 | 1 - 1/8 | 1 - 3/8 | 1/4 | 3/4 | 0.625 | 209 | 95 |
| BEV0215*S6HMA | 3 | 1 - 1/8 | 1 - 3/8 | 1/4 | 3/4 | 0.625 | 222 | 101 |
| BEV0245*S6HMA | 4 | 1 - 1/8 | 1 - 3/8 | 1/4 | 3/4 | 0.625 | 268 | 122 |
| BEV0290*S6HMA | 4 | 1 - 1/8 | 1 - 3/8 | 1/4 | 3/4 | 0.625 | 274 | 124 |
| BEV0360*S6HMA | 5 | 1 - 1/8 | 1 - 3/8 | 1/4 | 3/4 | 0.875 | 324 | 147 |

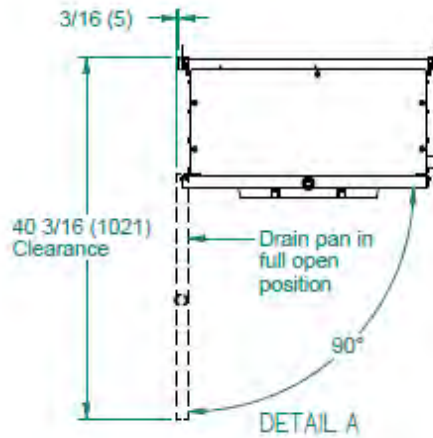
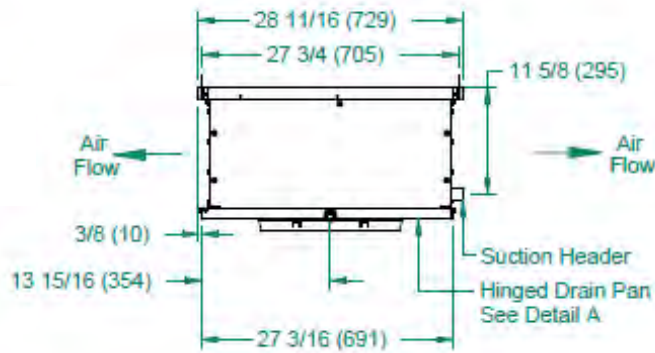
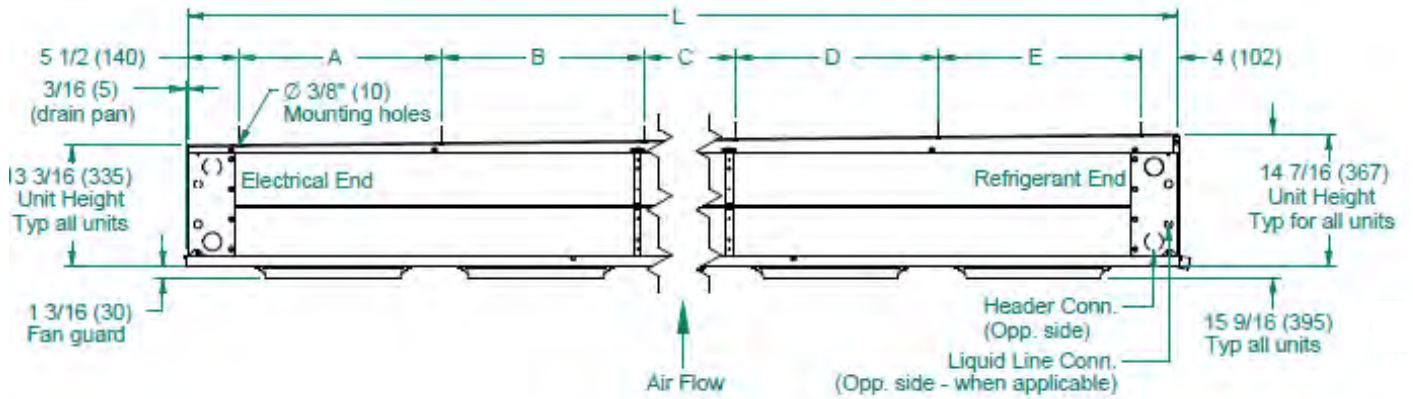
Notes:

* = Electrical Code Designator (see Nomenclature details)

All connections are in “

² = Connection sizes may vary, if TD is lesser or greater than 10°F

DIMENSIONAL DRAWINGS



DIMENSIONAL DATA

Air Defrost

| Model | No. of Fans | L | A | B | C | D | E |
|---------------|-------------|----------------|-------------|-------------|-------------|-------------|-------------|
| | | Inches (mm) | Inches (mm) | Inches (mm) | Inches (mm) | Inches (mm) | Inches (mm) |
| BEV0055*±6AMA | 1 | 31 1/2 (800) | 22 (559) | - | - | - | - |
| BEV0080*±6AMA | 1 | 31 1/2 (800) | 22 (559) | - | - | - | - |
| BEV0125*±6AMA | 2 | 53 1/2 (1359) | 22 (559) | 22 (559) | - | - | - |
| BEV0160*±6AMA | 2 | 53 1/2 (1359) | 22 (559) | 22 (559) | - | - | - |
| BEV0180*±6AMA | 3 | 75 1/2 (1918) | 22 (559) | 22 (559) | 22 (559) | - | - |
| BEV0215*±6AMA | 3 | 75 1/2 (1918) | 22 (559) | 22 (559) | 22 (559) | - | - |
| BEV0245*±6AMA | 4 | 97 1/2 (2477) | 22 (559) | 22 (559) | 22 (559) | 22 (559) | - |
| BEV0290*±6AMA | 4 | 97 1/2 (2477) | 22 (559) | 22 (559) | 22 (559) | 22 (559) | - |
| BEV0360*±6AMA | 5 | 119 1/2 (3035) | 22 (559) | 22 (559) | 22 (559) | 22 (559) | 22 (559) |

Electric Defrost

| Model | No. of Fans | L | A | B | C | D | E |
|---------------|-------------|----------------|-------------|-------------|-------------|-------------|-------------|
| | | Inches (mm) | Inches (mm) | Inches (mm) | Inches (mm) | Inches (mm) | Inches (mm) |
| BEV0055B±6EMA | 1 | 31 1/2 (800) | 22 (559) | - | - | - | - |
| BEV0080B±6EMA | 1 | 31 1/2 (800) | 22 (559) | - | - | - | - |
| BEV0125B±6EMA | 2 | 53 1/2 (1359) | 22 (559) | 22 (559) | - | - | - |
| BEV0160B±6EMA | 2 | 53 1/2 (1359) | 22 (559) | 22 (559) | - | - | - |
| BEV0180B±6EMA | 3 | 75 1/2 (1918) | 22 (559) | 22 (559) | 22 (559) | - | - |
| BEV0215B±6EMA | 3 | 75 1/2 (1918) | 22 (559) | 22 (559) | 22 (559) | - | - |
| BEV0245B±6EMA | 4 | 97 1/2 (2477) | 22 (559) | 22 (559) | 22 (559) | 22 (559) | - |
| BEV0290B±6EMA | 4 | 97 1/2 (2477) | 22 (559) | 22 (559) | 22 (559) | 22 (559) | - |
| BEV0360B±6EMA | 5 | 119 1/2 (3035) | 22 (559) | 22 (559) | 22 (559) | 22 (559) | 22 (559) |

Hot Gas Defrost

| Model | No. of Fans | L | A | B | C | D | E |
|---------------|-------------|----------------|-------------|-------------|-------------|-------------|-------------|
| | | Inches (mm) | Inches (mm) | Inches (mm) | Inches (mm) | Inches (mm) | Inches (mm) |
| BEV0080*S6HMA | 1 | 31 1/2 (800) | 22 (559) | - | - | - | - |
| BEV0125*S6HMA | 2 | 53 1/2 (1359) | 22 (559) | 22 (559) | - | - | - |
| BEV0160*S6HMA | 2 | 53 1/2 (1359) | 22 (559) | 22 (559) | - | - | - |
| BEV0180*S6HMA | 3 | 75 1/2 (1918) | 22 (559) | 22 (559) | - | - | - |
| BEV0215*S6HMA | 3 | 75 1/2 (1918) | 22 (559) | 22 (559) | 22 (559) | - | - |
| BEV0245*S6HMA | 4 | 97 1/2 (2477) | 22 (559) | 22 (559) | 22 (559) | 22 (559) | - |
| BEV0290*S6HMA | 4 | 97 1/2 (2477) | 22 (559) | 22 (559) | 22 (559) | 22 (559) | - |
| BEV0360*S6HMA | 5 | 119 1/2 (3035) | 22 (559) | 22 (559) | 22 (559) | 22 (559) | 22 (559) |

Notes:

* = Electrical Code Designator (see Nomenclature details)

± = Refrigerant Designator (see Nomenclature details)

DOE Rated AWEF

AWEF DATA

Air Defrost

| FPI | Model | Cooler | | | | |
|-----|---------------|----------------|----------------|----------------|--------|--------------------|
| | | R-404A/ R-507A | R-448A/ R-449A | R-407A/ R-407F | R-407C | CO ₂ DX |
| | | AWEF | AWEF | AWEF | AWEF | AWEF |
| 6 | BEV0055*±6AMA | 9.0 | 9.0 | 9.0 | 9.0 | 9.0 |
| 6 | BEV0080*±6AMA | 9.0 | 9.0 | 9.0 | 9.0 | 9.0 |
| 6 | BEV0125*±6AMA | 9.0 | 9.0 | 9.0 | 9.0 | 9.0 |
| 6 | BEV0160*±6AMA | 9.0 | 9.0 | 9.0 | 9.0 | 9.0 |
| 6 | BEV0180*±6AMA | 9.0 | 9.0 | 9.0 | 9.0 | 9.0 |
| 6 | BEV0215*±6AMA | 9.0 | 9.0 | 9.0 | 9.0 | 9.0 |
| 6 | BEV0245*±6AMA | 9.0 | 9.0 | 9.0 | 9.0 | 9.0 |
| 6 | BEV0290*±6AMA | 9.0 | 9.0 | 9.0 | 9.0 | 9.0 |
| 6 | BEV0360*±6AMA | 9.0 | 9.0 | 9.0 | 9.0 | 9.0 |

Electric Defrost

| FPI | Model | Cooler | | | | |
|-----|---------------|----------------|----------------|----------------|--------|--------------------|
| | | R-404A/ R-507A | R-448A/ R-449A | R-407A/ R-407F | R-407C | CO ₂ DX |
| | | AWEF | AWEF | AWEF | AWEF | AWEF |
| 6 | BEV0055B±6EMA | 9.0 | 9.0 | 9.0 | 9.0 | 9.0 |
| 6 | BEV0080B±6EMA | 9.0 | 9.0 | 9.0 | 9.0 | 9.0 |
| 6 | BEV0125B±6EMA | 9.0 | 9.0 | 9.0 | 9.0 | 9.0 |
| 6 | BEV0160B±6EMA | 9.0 | 9.0 | 9.0 | 9.0 | 9.0 |
| 6 | BEV0180B±6EMA | 9.0 | 9.0 | 9.0 | 9.0 | 9.0 |
| 6 | BEV0215B±6EMA | 9.0 | 9.0 | 9.0 | 9.0 | 9.0 |
| 6 | BEV0245B±6EMA | 9.0 | 9.0 | 9.0 | 9.0 | 9.0 |
| 6 | BEV0290B±6EMA | 9.0 | 9.0 | 9.0 | 9.0 | 9.0 |
| 6 | BEV0360B±6EMA | 9.0 | 9.0 | 9.0 | 9.0 | 9.0 |

Notes:

* = Electrical Code Designator (see Nomenclature details)

± = Refrigerant Designator (see Nomenclature details)

DOE Rated AWEF

AWEF DATA

Hot Gas Defrost

| FPI | Model | Cooler | | | |
|-----|---------------|----------------|----------------|----------------|--------|
| | | R-404A/ R-507A | R-448A/ R-449A | R-407A/ R-407F | R-407C |
| | | AWEF | AWEF | AWEF | AWEF |
| 6 | BEV0080*S6HMA | 9.0 | 9.0 | 9.0 | 9.0 |
| 6 | BEV0125*S6HMA | 9.0 | 9.0 | 9.0 | 9.0 |
| 6 | BEV0160*S6HMA | 9.0 | 9.0 | 9.0 | 9.0 |
| 6 | BEV0180*S6HMA | 9.0 | 9.0 | 9.0 | 9.0 |
| 6 | BEV0215*S6HMA | 9.0 | 9.0 | 9.0 | 9.0 |
| 6 | BEV0245*S6HMA | 9.0 | 9.0 | 9.0 | 9.0 |
| 6 | BEV0290*S6HMA | 9.0 | 9.0 | 9.0 | 9.0 |
| 6 | BEV0360*S6HMA | 9.0 | 9.0 | 9.0 | 9.0 |

Notes:

* = Electrical Code Designator (see Nomenclature details)

HOT GAS REVERSE CYCLE KITS

(Hot Gas Models Only)

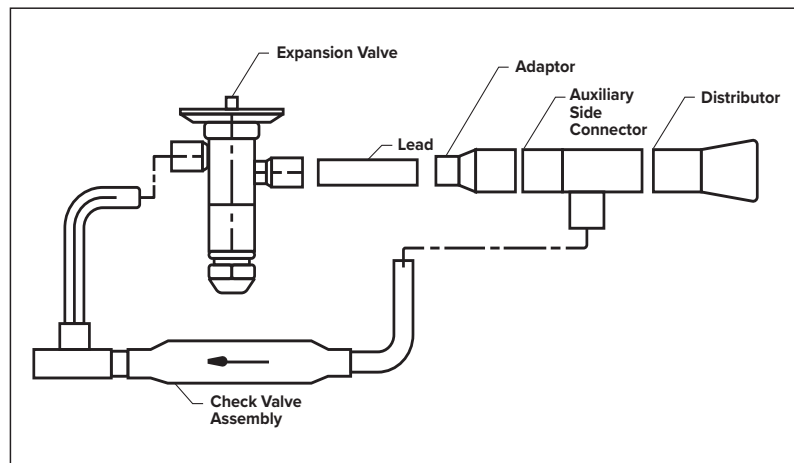
The hot gas defrost Low Velocity Center Mount units may be field piped for hot gas defrost using the optional bypass kit.

When compressor vapor, in reverse cycle defrosting, is directed back into the evaporator at the suction connection, it flows through the defrosting coil, heating the finned surface and melting frost.

As heat is transferred to the coil fins, hot refrigerant gas condenses to a liquid state. The refrigerant then exits the coil at the distributor side port, passes around the expansion valve through the bypass check valve and flows into the liquid refrigerant line.

Kits include one check valve and piping for liquid bypass around expansion valve and instructions for field installation.

| TXV Bypass Kits | | |
|--------------------|----------------------|-----------------|
| Models Used On | TXV Type | Bypass Kit Assy |
| BEV0125 | EG, EGSE | 50747611 |
| BEV0125 | SBF | 50747612 |
| BEV0125 | SQE | 50747613 |
| BEV0125 | BBI | 50747614 |
| BEV0160 to BEV0290 | SBF, SQE | 50747511 |
| BEV0160 to BEV0290 | BBI | 50747512 |
| BEV0160 to BEV0290 | EG,EGSE | 50747513 |
| BEV0160 to BEV0245 | EGSE-1-ZP, EGSE-2-ZP | 50747515 |
| BEV0360 | SBF, SQE | 50747311 |
| BEV0360 | BBI | 50747312 |
| BEV0360 | EG | 50747313 |
| BEV0290 | EBF | 50747411 |



REPLACEMENT PARTS

Cabinet Components

| Part # | Description | No. of Fans |
|----------|--------------------|-------------|
| 40420101 | Drain Pan - Stucco | 1 |
| 40420201 | Drain Pan - Stucco | 2 |
| 40420301 | Drain Pan - Stucco | 3 |
| 40420401 | Drain Pan - Stucco | 4 |
| 40420501 | Drain Pan - Stucco | 5 |
| 40420102 | Drain Pan - White | 1 |
| 40420202 | Drain Pan - White | 2 |
| 40420302 | Drain Pan - White | 3 |
| 40420402 | Drain Pan - White | 4 |
| 40420502 | Drain Pan - White | 5 |

Electrical Components

| Part # | Description |
|----------|---|
| 22597101 | Terminal Board - Air Defrost |
| 22597701 | Terminal Board - Electric & Hot Gas Defrost |
| 22598201 | 2SP RELAY 24V |
| 22598202 | 2SP RELAY 120V |
| 22598203 | 2SP RELAY 240V |
| 5521R | Defrost Termination |
| 4267W | Defrost Termination/Fan Delay Thermostat |

Motor/Fan Blade/Fan Guards

| Part # | Description |
|-----------|---------------------------------|
| 25329001S | Motor 115/1/60 - 2 Speed EC |
| 25329101S | Motor 208-230/1/60 - 2 Speed EC |
| 5110E | Fan Blade |
| 23106201 | Fan Guard - Plastic |
| 5055F | Fan Guard - Metal |
| 41417501 | Motor Mount Plate |

Electric Defrost

| Part # | Description | No. of Fans |
|--------|-------------|-------------|
| 4548B | Coil Heater | 1 |
| 4549B | Coil Heater | 2 |
| 4544B | Coil Heater | 3 |
| 4545B | Coil Heater | 4 |
| 4546B | Coil Heater | 5 |

STANDARD NOZZLE SELECTION

Air Defrost

| Medium Temperature (25°F SST) | | | | | | | | |
|-------------------------------|-------------|------------------------|--------|-----------------|-------------------|---------------|---------------|-----------|
| Model | No. of Fans | Distributor Tube (in.) | | No. of Circuits | Nozzle Selections | | | |
| | | OD | Length | | R-404A/R-507A | R-448A/R-449A | R-407A/R-407F | R-407C |
| BEV0055*S6AMA | 1 | 3/16 | 24 | 4 | L - 1/3 | L - 1/2 | L - 1/3 | L - 1/3 |
| BEV0080*S6AMA | 1 | 3/16 | 24 | 4 | L - 1/2 | L - 3/4 | L - 1/2 | L - 1/2 |
| BEV0125*S6AMA | 2 | 3/16 | 24 | 6 | L - 3/4 | L - 1 | L - 3/4 | L - 3/4 |
| BEV0160*S6AMA | 2 | 3/16 | 24 | 12 | E - 1 | E - 1 1/2 | E - 3/4 | E - 3/4 |
| BEV0180*S6AMA | 3 | 3/16 | 24 | 10 | E - 1 | E - 1 1/2 | E - 1 | E - 1 |
| BEV0215*S6AMA | 3 | 3/16 | 24 | 12 | E - 1 1/2 | E - 2 | E - 1 1/2 | E - 1 1/2 |
| BEV0245*S6AMA | 4 | 3/16 | 24 | 10 | E - 1 1/2 | E - 2 | E - 1 1/2 | E - 1 1/2 |
| BEV0290*S6AMA | 4 | 3/16 | 24 | 12 | E - 2 | E - 2 1/2 | E - 2 | E - 2 |
| BEV0360*S6AMA | 5 | 3/16 | 24 | 20 | C - 2 1/2 | C - 3 | C - 2 1/2 | C - 2 1/2 |

Electric Defrost

| Medium Temperature (25°F SST) | | | | | | | | |
|-------------------------------|-------------|------------------------|--------|-----------------|-------------------|---------------|---------------|-----------|
| Model | No. of Fans | Distributor Tube (in.) | | No. of Circuits | Nozzle Selections | | | |
| | | OD | Length | | R-404A/R-507A | R-448A/R-449A | R-407A/R-407F | R-407C |
| BEV0055BS6EMA | 1 | 3/16 | 24 | 4 | L - 1/3 | L - 1/2 | L - 1/3 | L - 1/3 |
| BEV0080BS6EMA | 1 | 3/16 | 24 | 4 | L - 1/2 | L - 3/4 | L - 1/2 | L - 1/2 |
| BEV0125BS6EMA | 2 | 3/16 | 24 | 6 | L - 3/4 | L - 1 | L - 3/4 | L - 3/4 |
| BEV0160BS6EMA | 2 | 3/16 | 24 | 12 | E - 1 | E - 1 1/2 | E - 3/4 | E - 3/4 |
| BEV0180BS6EMA | 3 | 3/16 | 24 | 10 | E - 1 | E - 1 1/2 | E - 1 | E - 1 |
| BEV0215BS6EMA | 3 | 3/16 | 24 | 12 | E - 1 1/2 | E - 2 | E - 1 1/2 | E - 1 1/2 |
| BEV0245BS6EMA | 4 | 3/16 | 24 | 10 | E - 1 1/2 | E - 2 | E - 1 1/2 | E - 1 1/2 |
| BEV0290BS6EMA | 4 | 3/16 | 24 | 12 | E - 2 | E - 2 1/2 | E - 2 | E - 2 |
| BEV0360BS6EMA | 5 | 3/16 | 24 | 20 | C - 2 1/2 | C - 3 | C - 2 1/2 | C - 2 1/2 |

Hot Gas Defrost

| Medium Temperature (25°F SST) | | | | | | | | |
|-------------------------------|-------------|------------------------|--------|-----------------|-------------------|---------------|---------------|-----------|
| Model | No. of Fans | Distributor Tube (in.) | | No. of Circuits | Nozzle Selections | | | |
| | | OD | Length | | R-404A/R-507A | R-448A/R-449A | R-407A/R-407F | R-407C |
| BEV0080*S6HMA | 1 | 3/16 | 24 | 4 | L - 1/2 | L - 3/4 | L - 1/2 | L - 1/2 |
| BEV0125*S6HMA | 1 | 3/16 | 24 | 4 | L - 3/4 | L - 1 | L - 3/4 | L - 3/4 |
| BEV0160*S6HMA | 2 | 3/16 | 24 | 6 | E - 1 | E - 1 1/2 | E - 3/4 | E - 3/4 |
| BEV0180*S6HMA | 2 | 3/16 | 24 | 12 | E - 1 | E - 1 1/2 | E - 1 | E - 1 |
| BEV0215*S6HMA | 3 | 3/16 | 24 | 10 | E - 1 1/2 | E - 2 | E - 1 1/2 | E - 1 1/2 |
| BEV0245*S6HMA | 3 | 3/16 | 24 | 12 | E - 1 1/2 | E - 2 | E - 1 1/2 | E - 1 1/2 |
| BEV0290*S6HMA | 4 | 3/16 | 24 | 10 | E - 2 | E - 2 1/2 | E - 2 | E - 2 |
| BEV0360*S6HMA | 4 | 3/16 | 24 | 12 | C - 2 1/2 | C - 3 | C - 2 1/2 | C - 2 1/2 |

Notes:

* = Electrical Code Designator (see Nomenclature details)



2175 West Park Place Blvd.

Stone Mountain, GA 30087

Phone: 800.537.7775 · Fax: 770.465.5900

heatcraftprd.com

Since product improvement is a continuing effort, we reserve the right to make changes in specifications without notice.

BN-LVCM-0124 | Version 008

©2024 Heatcraft Refrigeration Products LLC